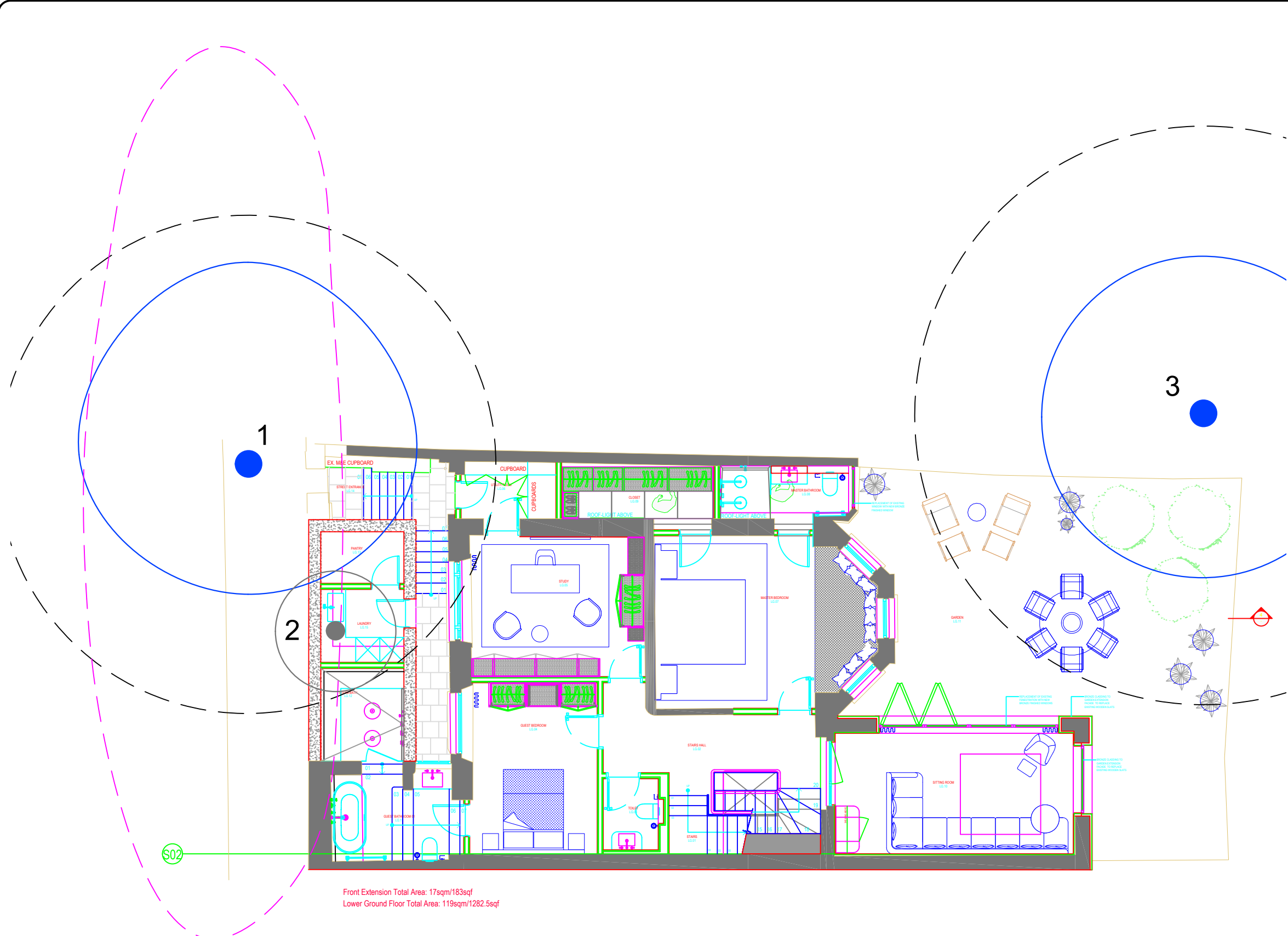


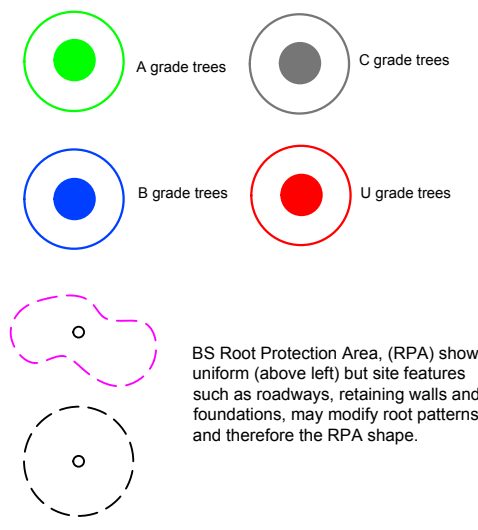
Appendix C

Arboricultural Survey (Southern Beeches Ltd)




Front Extension Total Area: 17sqm/183sqf
 Lower Ground Floor Total Area: 119sqm/1282.5sqf

LEGEND



BS Root Protection Area, (RPA) shown uniform (above left) but site features such as roadways, retaining walls and foundations, may modify root patterns and therefore the RPA shape.

0 1 m 5 m 10 m



Scale: 1:100

Southern Beeches Ltd

The Haven
 Henfield Common North
 Henfield
 West Sussex
 BN5 9RL

t: 01273 491886 m: 07771 803433 e: james@southernbeeches.co.uk

Client :	Mr Charles Blackburn
Project :	13 Regents Park Road, London, NW1.
Title :	Tree Constraints Plan
Scale :	1:100 @A3
Date :	Dec. 2020
Dwg No :	TCP1_13RPR
Rev :	-

Tree Survey Schedule

Site: 13 Regents Park Road, London, NW1.

Date: 18th December 2020

Surveyor: James Cox

Ref: tss1/13regentsparkroad

Tree No.	English Name	Height	Crown Spread N	Crown Spread E	Crown Spread S	Crown Spread W	Ground Clearance	Age	Stem Diameter	Protection Multiplier	R.P.R	Growth Vitality	Structural Condition	Landscape Contribution	B.S. Cat	Sub Cat	Useful Life	General Observations
1	London Plane	13	4	5	4	3	4/W4	Mature	520	12	6.2	Normal	Good	Medium	B	1,2	20-40	Off-site tree Street tree Pollard
2	Snowy Mespil	5	1	1	1	1	2/N2	Middle Aged	100	12	1.2	Normal	Good	Low	C	1,2	10-20	No significant defects Garden ornamental Growing in unsuitable location
1	Chestnut, Horse	15	5	5	5	5	4/W4	Mature	600e	12	7.2	Moderate	Good	Medium	B	1,2	20-40	Off-site tree Inspection limited by access Pollard

Notes:

- Height describes the approximate height of the tree in meters from ground level.
- The Crown Spread refers to the crown radius in meters from the stem centre and is shown above on each of the four compass points (i.e. N, E, S, W) clockwise.
- Ground Clearance is the height in meters of crown clearance above adjacent ground level together with the height and direction of the lowest branch
- Stem Diameter is the diameter of the stem measured in millimetres at 1.5m from ground level. The diameter may be estimated (e), where access is restricted. An average (a) may be taken for tree groups. A full inspection is always recommended.
- Protection Multiplier is 12 for single-stemmed trees; for multi-stemmed a cross-sectional area is calculated to derive the DBH, which in turn is multiplied by 12.
- Protection Radius is a radial distance measured from the trunk centre and is used to calculate the BS RPA.
- Growth Vitality - Normal growth, Moderate (below normal), Poor (sparse/weak), Dead (dead or dying tree).
- Structural Condition - Good (no or only minor defects), Fair (remediable defects), Poor - Major defects present or suspected.
- Landscape Contribution - High (prominent landscape feature), Medium (visible in landscape), Low (secluded/among other trees).
- B.S. Cat. refers to British Standard 5837:2012 Table 1 category and refers to tree/group quality and value; 'A' - High, 'B' - Moderate, 'C' - Low, 'U' - Remove or very poor quality.
- Sub Cat refers to the retention criteria values where 1 is Arboricultural, 2 is Landscape and 3 is Cultural including Conservation/ecological, historic and commemorative.
- Useful Life is the tree's estimated remaining effective contribution in years.