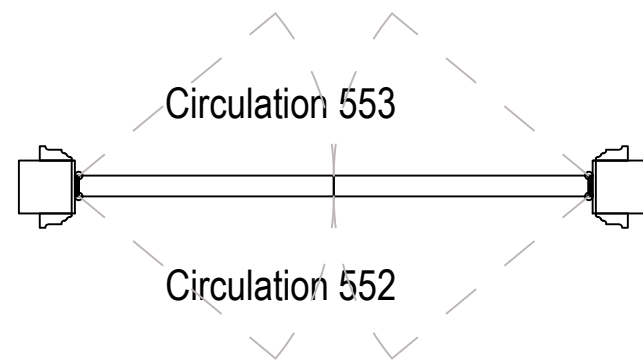
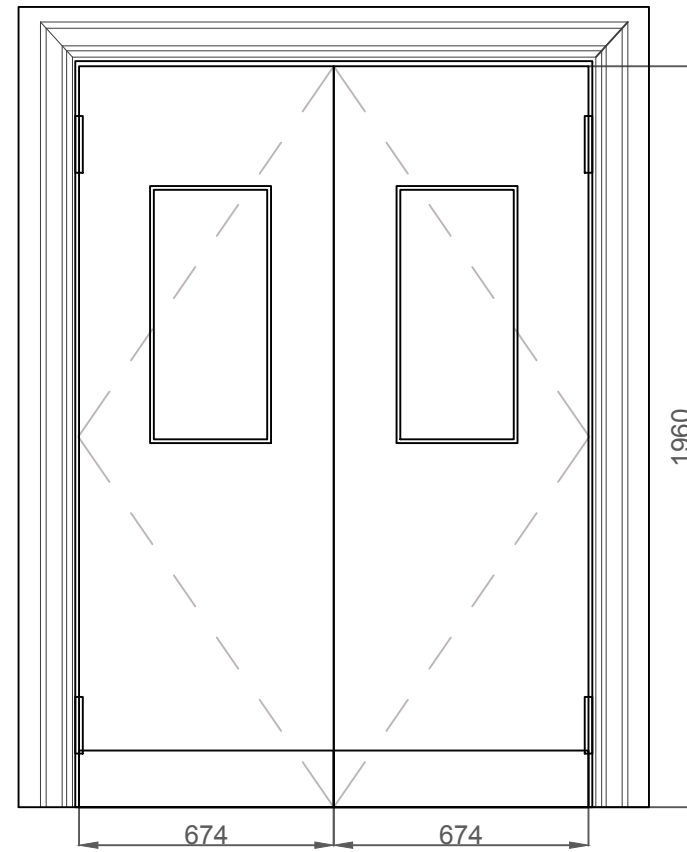
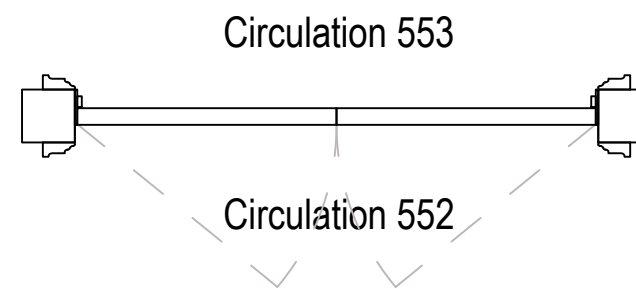
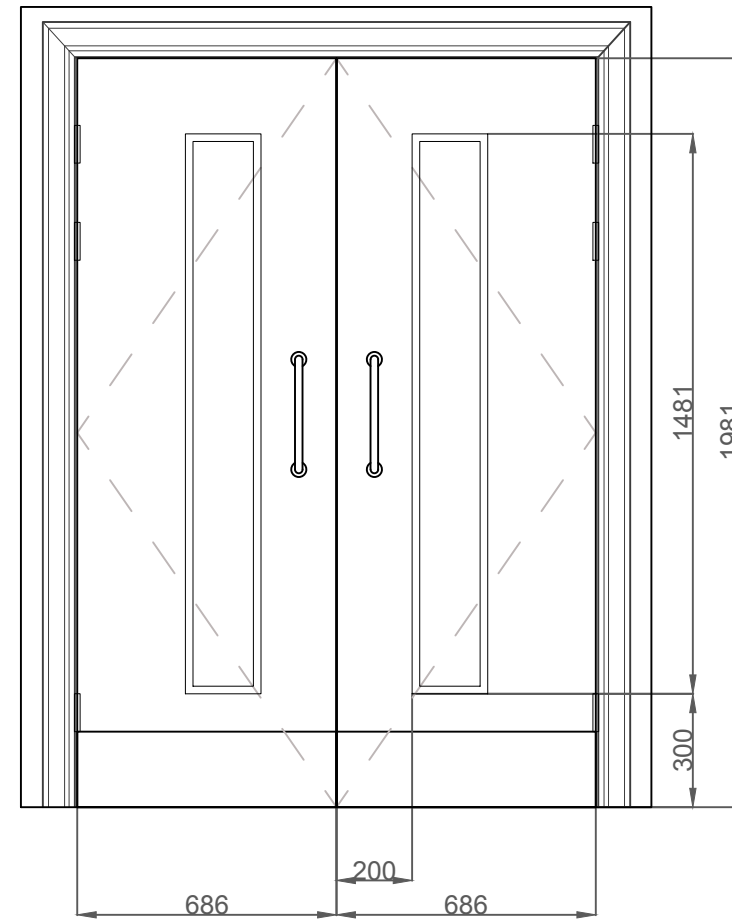


NOTES

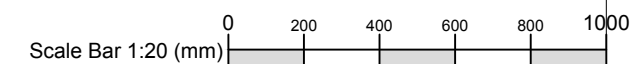
- Carefully remove existing double doors and associated fittings, casings, beads, linings and architraves and discard.
- Make good remaining door opening and adjust size of opening to suit new door leaves and the associated proposed casings.
- Supply and fit new casing / lining as per specification to suit dimensions shown. Casing depth to suit wall / partition thickness.
- Apply fire resistant / intumescent flexible sealant around casing and wall abutment.
- Apply new architraves and make good existing skirtings.
- Supply and fit new double doors and associated fixtures and fittings as per relevant door specification (refer to door schedule)
- Check, ease and adjust door operation.
- Fit retained room name and way finding signage to door.
- New Electromagnetic hold open device to be connected into existing mains power and the existing fire alarm system.



Existing Door



Proposed Door



Rev	Date	Description	Initials
-----	------	-------------	----------

Client

CAMDEN WMC

Project Name

CAMDEN WMC DOOR SCHEDULE

Drawing Title

LEVEL 5 DOOR 076

Issue Status

LISTED BUILDING CONSENT

Scale & Paper Size	Date Originated	Drawn
1:20@A3	18-03-21	VP

Project No.	Stage	No.	Rev.
P404	-	011	0

