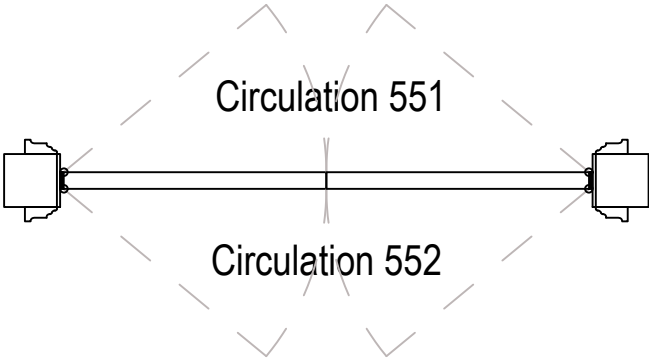
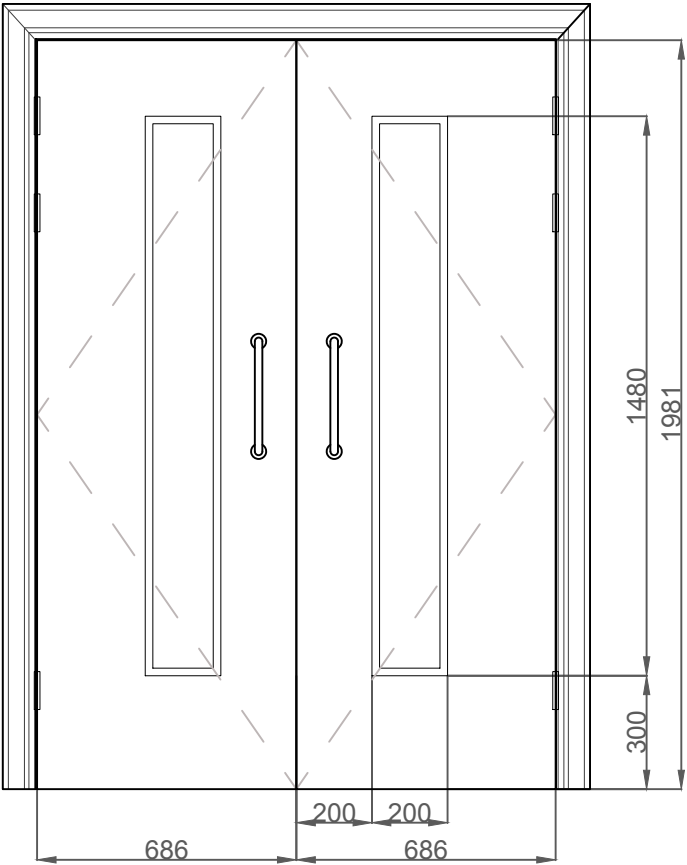
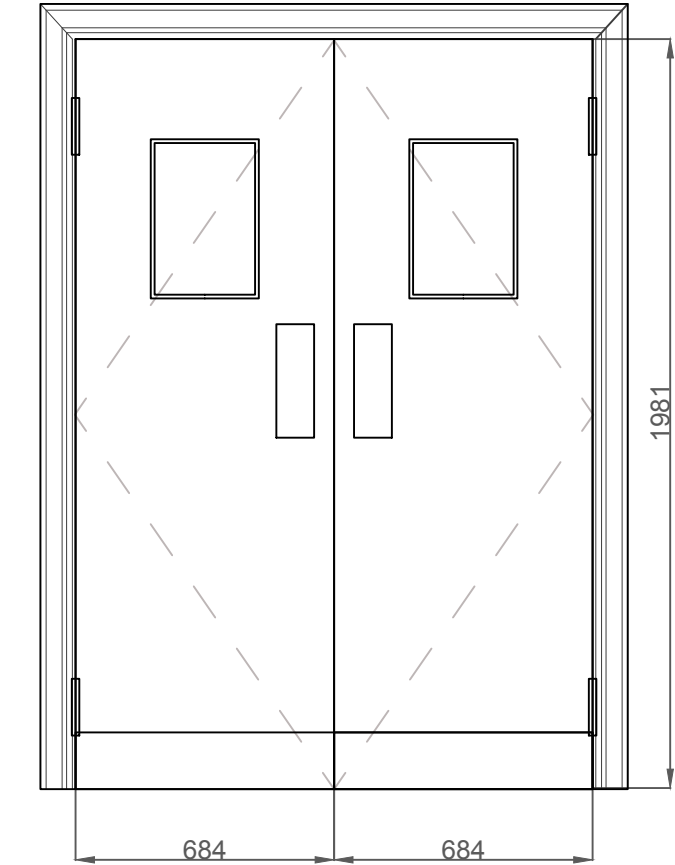
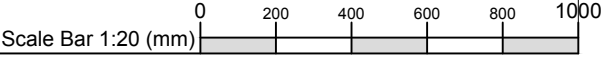


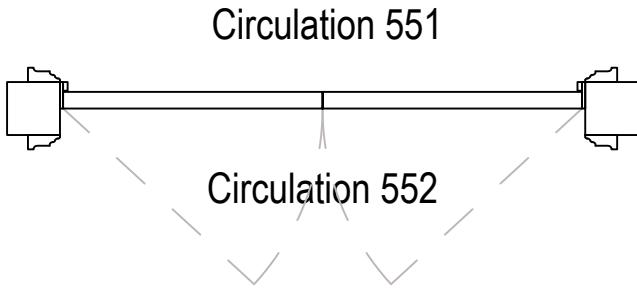
NOTES

- Carefully remove existing door and associated fittings, casings, beads, linings and architraves and discard.
- Set existing room name and way finding signage to one side for future reapplication.
- Increase existing structural opening to accommodate enlarged door size and the associated proposed casings. Make good remaining door opening.
- Make good affected floor surfaces.
- Supply and fit new casing / lining as per specification to suit dimensions shown. Casing depth to suit wall / partition thickness.
- Apply fire resistant / intumescent flexible sealant around casing and wall abutment.
- Apply new architraves and make good existing skirtings.
- Supply and fit new door and associated fixtures and fittings as per relevant door specification (refer to door schedule)
- Check, ease and adjust door operation.
- Fit retained room name and way finding signage to door.
- New floor mounted Electromagnetic hold open device to be connected into existing mains power and the existing fire alarm system.

Rev	Date	Description	Initials
Client			
CAMDEN WMC			
Project Name			
CAMDEN WMC DOOR SCHEDULE			
Drawing Title			
LEVEL 5 DOOR 079			
Issue Status			
LISTED BUILDING CONSENT			
Scale & Paper Size	Date Originated		Drawn
1:20@A3	18-03-21		VP
Project No.	Stage	No.	Rev.
P404	-	014	0



Existing Door



Proposed Door