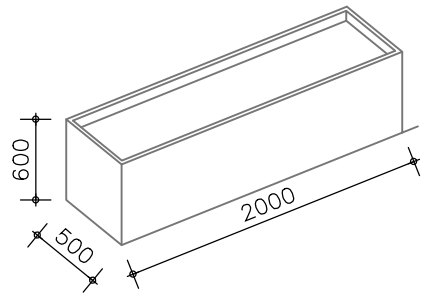
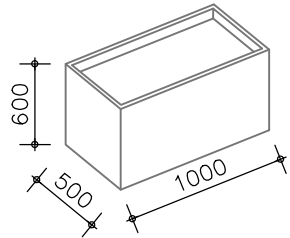


Detail 1 - Planter A
Technical Info
- Black Fiberglass Planter
- Colour Matt Black - Drainage Holes -Weather Resistant - Rust Resistant



Detail 2 - Planter B
Technical Info
- Black Fiberglass Planter
- Colour Matt Black - Drainage Holes -Weather Resistant - Rust Resistant



Detail 3 - Light
Specification
- Power 6W
- Voltage, AC85-265V
- Light Source, Led
- Mounted Method, Ground connection
- Light Colour, Warm white
- Material, Aluminum
- Body Colour, Black
- Size, Diameter 110



FLOWER BED

Easy care and evergreen combination inspire by prairie planting with seasonal flower.
To be kept 60 cm height throughout the year. Tree fern and Acer to be kept small.

Large Dicksonia
Antarctica - Hardy
Tree Fern



Acer palmatum
Dissectum



Festuca glauca
Blue Fescue



Stipa tenuissima
'Pony Tails'



Miscanthus sinensis
Morning Light



Digitalis parviflora



Liriope muscari -
Big Blue Lily Turf



PLANTER A

Easy care and evergreen combination inspire by prairie planting with seasonal flower.
To be kept 60 cm height throughout the year.

Achillea
'Moonshine'



Miscanthus sinensis
Morning Light



Cordyline
australis Verde -
Green Torbay
Palm



Sanguisorba
'Tanna'



Pennisetum alopecuroides
'Little Bunny'



Stipa tenuissima 'Pony
Tails'



PLANTER B

Easy care and long lasting combination inspire by prairie planting and and seasonal flower.

Miscanthus sinensis
Morning Light



Cordyline
australis Verde -
Green Torbay
Palm



Sanguisorba
'Tanna'




DOCUMENT NOTES:
- This drawing is the property of Noa Ram Susel Limited.
- It must not be issued, copied or disclosed to any third party for any purpose without written consent by Noa Ram Susel Limited.
- This drawing and design is for use solely in connection with the project described below.
- Do not scale this drawing, use written dimensions only.
- All dimensions are to be checked on site by Contractor or Professional involved in the project before any work or construction proceeds.
- Any errors or omissions are to be reported to the designer. If it doubt ask. The contractor is to provide full size setting out drawings based on information contained in this drawing for the designer's approval prior to commencing manufacture.
- This drawing is to be read in conjunction with all relevant construction information relevant to this project, any discrepancies or variations are to be notified to the designer before affected work commences.

Project Address

Unit 2, Swains Lane, London - N6 6QX

Project stage	Scale	Sheet
Planning	None	A3
Drawing Nr	109	
Description	Details & Spec	
Edition - 1	Change num	0
File name	Date	8-Apr-21
2SWL-Planning.dwg		

COMMENTS:



noa@noaram.co.uk
020 78799063