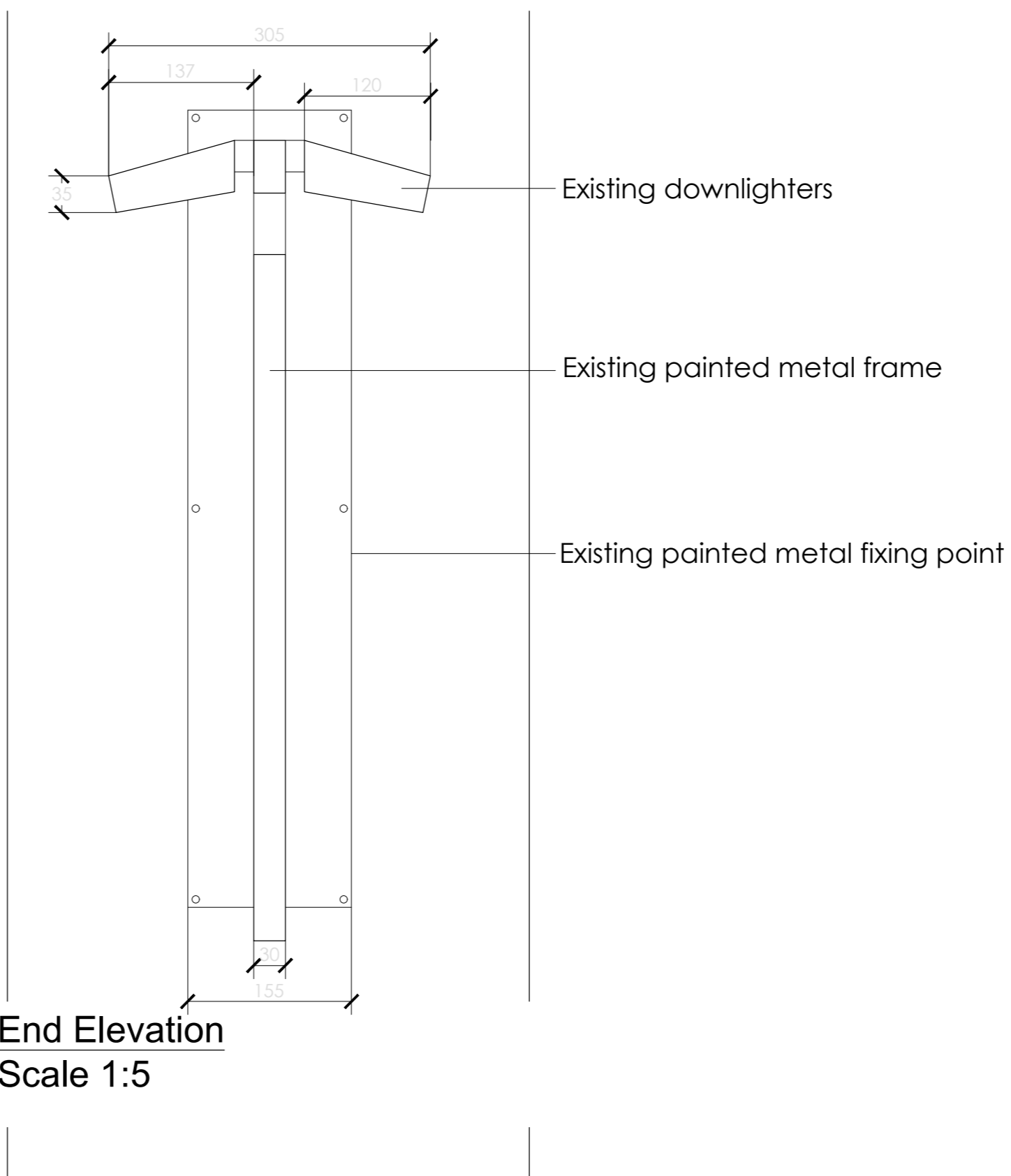


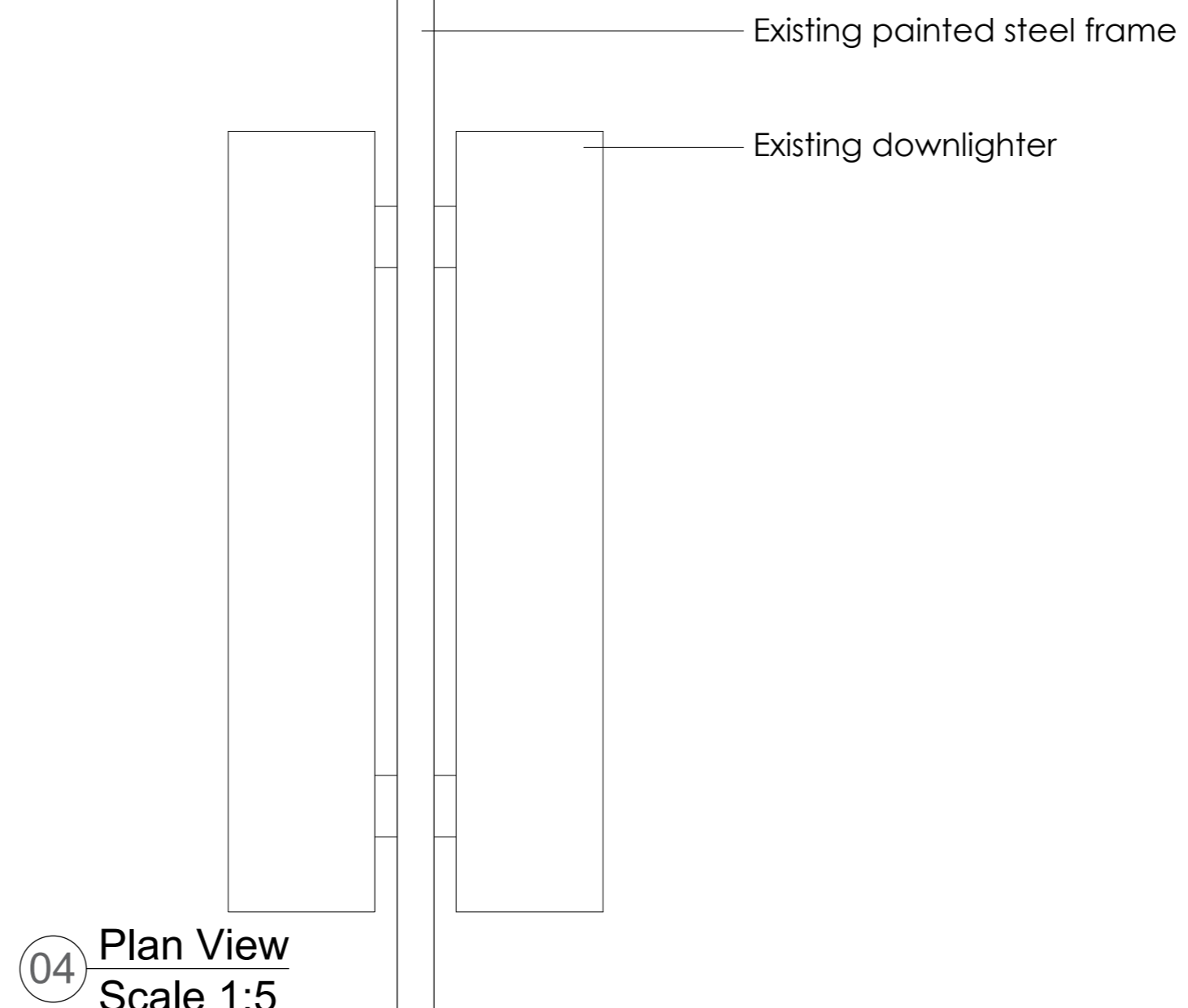
02 Side Elevation
Scale 1:5



02 End Elevation
Scale 1:5



03 Photograph



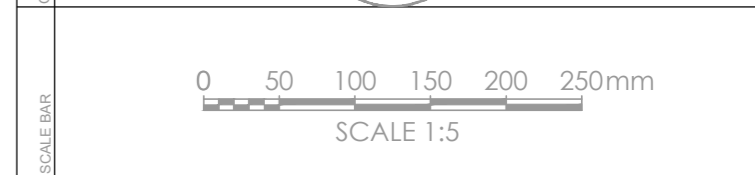
04 Plan View
Scale 1:5

This document is the property of the TILL JONES PARTNERSHIP Limited and copyright is reserved by them. No unauthorised copying, in whole or part or any form of reproduction is permitted. It must not be retained for reference and the contents may not be disclosed to any third party without the special written consent of the TILL JONES PARTNERSHIP Limited

Figured dimensions must be taken in preference to scaled dimensions. Do not scale from this drawing

Only the latest revision of this Drawing must be used. If in doubt ask

Any discrepancy must be notified to us in writing immediately IF IN DOUBT. ASK. The contractor, any Sub-Contractor and Supplier will be deemed to have anticipated all costs and investigated all material availability prior to submission of offer. No claims will be entertained for failing to do so



Note: ALL dimensions to be confirmed on site prior to manufacture

REV.	DATE	NOTE	CREATED BY	APP BY

CLIENT LOGO			
CLIENT	Noble Souls by Timothy Oulton		
PROJECT	Advertisement Application		
ADDRESS	204-208 Tottenham Court Road London	POST CODE	W1T 7PL
JOB NUMBER	035	DRAWING NUMBER	208
DRAWING REV.		DRAWING REV.	
TITLE	Existing Signage Details		
DRAWING BY	DT	CHECKED BY	CJ
SCALE	1:5	SHEET SIZE	A2-LANDSCAPE
DATE	07.04.2021		

