


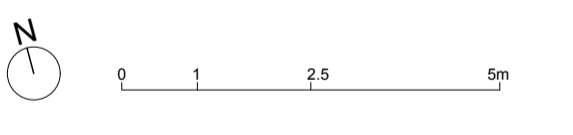
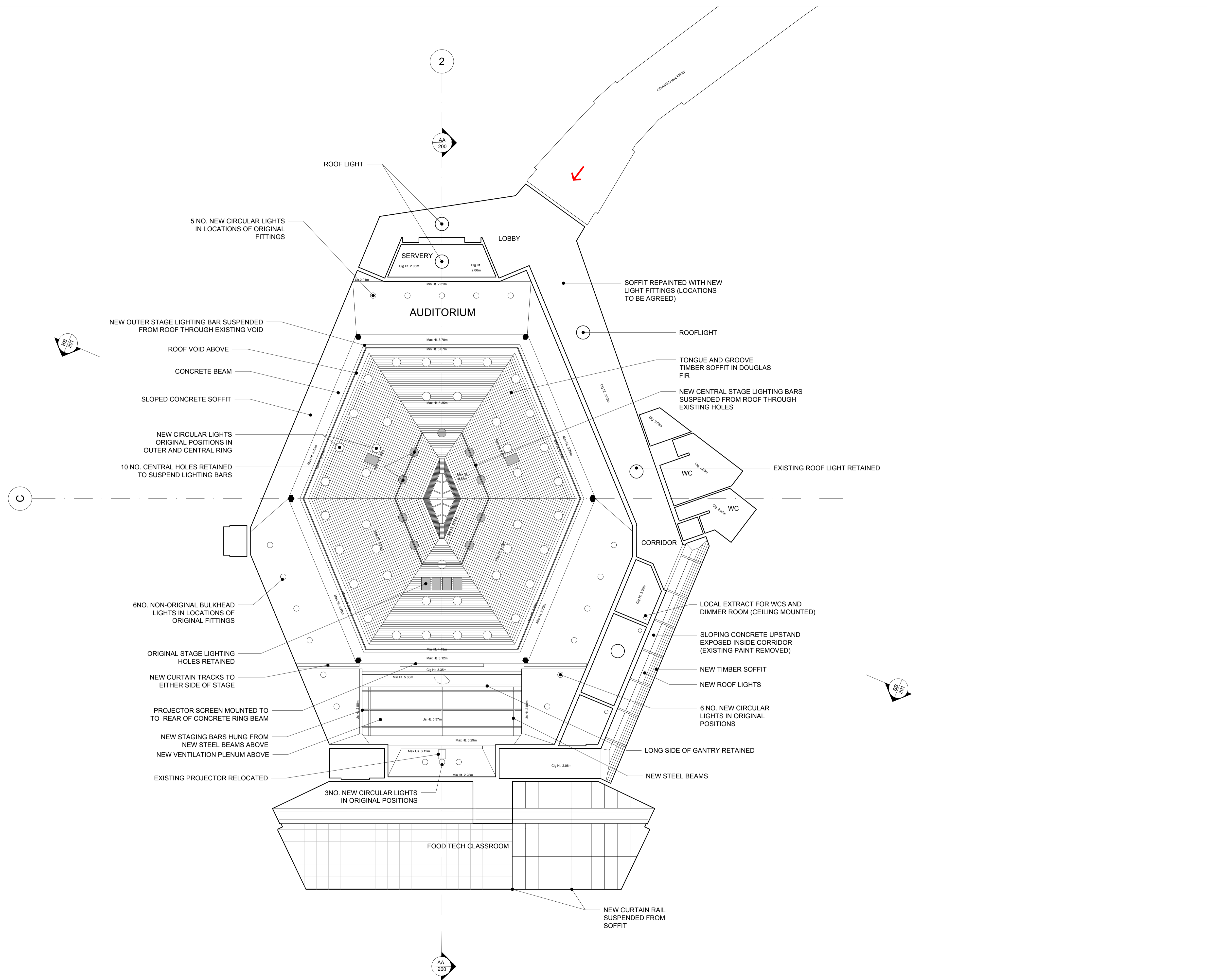


**DO NOT SCALE**

THE CONTRACTOR IS TO CHECK AND VERIFY ALL BUILDING AND SITE DIMENSIONS, LEVELS AND SEWER INVERT LEVELS AT CONNECTION POINTS BEFORE WORK STARTS.  
 THIS DRAWING IS TO BE READ AND CHECKED IN CONJUNCTION WITH ENGINEERS AND OTHER SPECIALIST DRAWINGS.  
 THE DRAWING AND THE WORKS DEPICTED ARE THE COPYRIGHT OF REED WATTS ARCHITECTS AND MAY NOT BE REPRODUCED EXCEPT BY WRITTEN PERMISSION.

- KEY**
-  TIMBER CEILING
  -  HOLES FROM ORIGINAL FITTINGS
  -  NEW CIRCULAR LIGHT FITTINGS IN ORIGINAL LOCATION

LIGHT FITTING SPECIFICATION TO BE AGREED WITH LBC PLANNERS




01	26.03.21	PLANNING
REV	DATE	DESCRIPTION

**REED WATTS**  
 www.reedwatts.com  
 studio@reedwatts.com

PROJECT 2001 ACLAND BURGHLEY  
 DRAWING

PROPOSED GROUND FLOOR  
 REFLECTED CEILING PLAN

DRAWING NO	REVISION
2001(0)400	01

SCALE	DATE
1:100 @ A1 1:200 @ A3	17.02.20

STATUS  
**PLANNING**