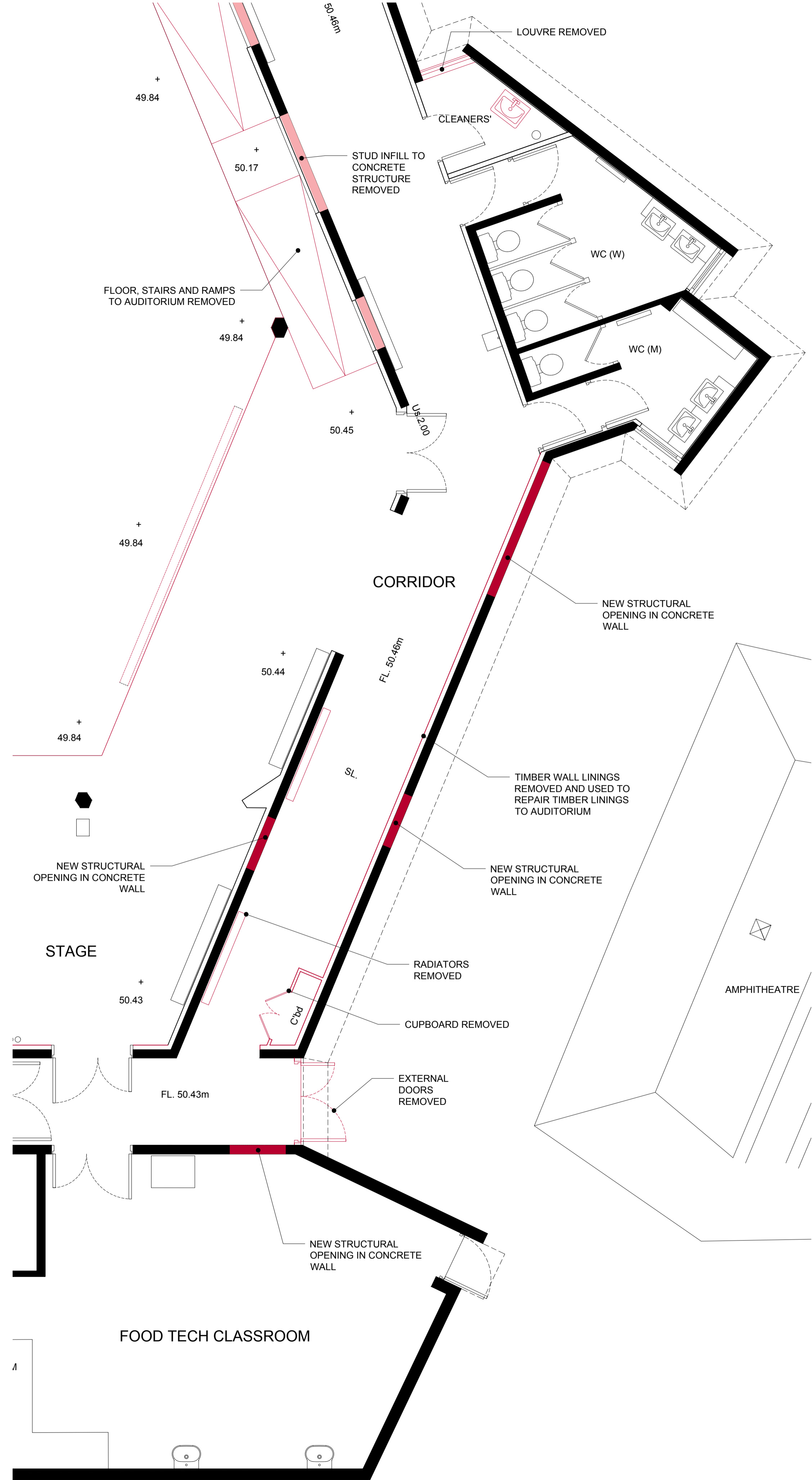


1 - SERVERY



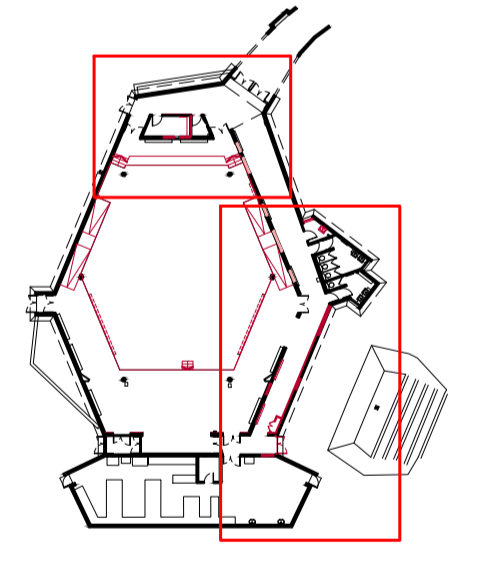
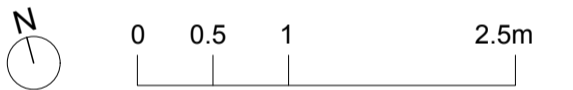
2 - EXTENSION AND CORRIDOR

DO NOT SCALE

THE CONTRACTOR IS TO CHECK AND VERIFY ALL BUILDING AND SITE DIMENSIONS, LEVELS AND SEWER INVERT LEVELS AT CONNECTION POINTS BEFORE WORK STARTS.
THIS DRAWING IS TO BE READ AND CHECKED IN CONJUNCTION WITH ENGINEERS AND OTHER SPECIALIST DRAWINGS.
THE DRAWING AND THE WORKS DEPICTED ARE THE COPYRIGHT OF REED WATTS ARCHITECTS AND MAY NOT BE REPRODUCED EXCEPT BY WRITTEN PERMISSION.

KEY

- EXISTING STRUCTURE RETAINED
- DEMOLITION OF ORIGINAL WALLS
- REMOVAL OF NON-ORIGINAL INFILL
- LININGS / FITTINGS REMOVED



01	26.03.21	PLANNING
REV	DATE	DESCRIPTION

REED WATTS

www.reedwatts.com
studio@reedwatts.com

PROJECT 2001 ACLAND BURGHEY

DRAWING

DEMOLITION DRAWINGS
GROUND FLOOR PLANS
SERVERY AND EXTENSION

DRAWING NO	REVISION
2001(0)061	01

SCALE	DATE
1:50 @ A1 1:100 @ A3	20.03.21

STATUS
PLANNING