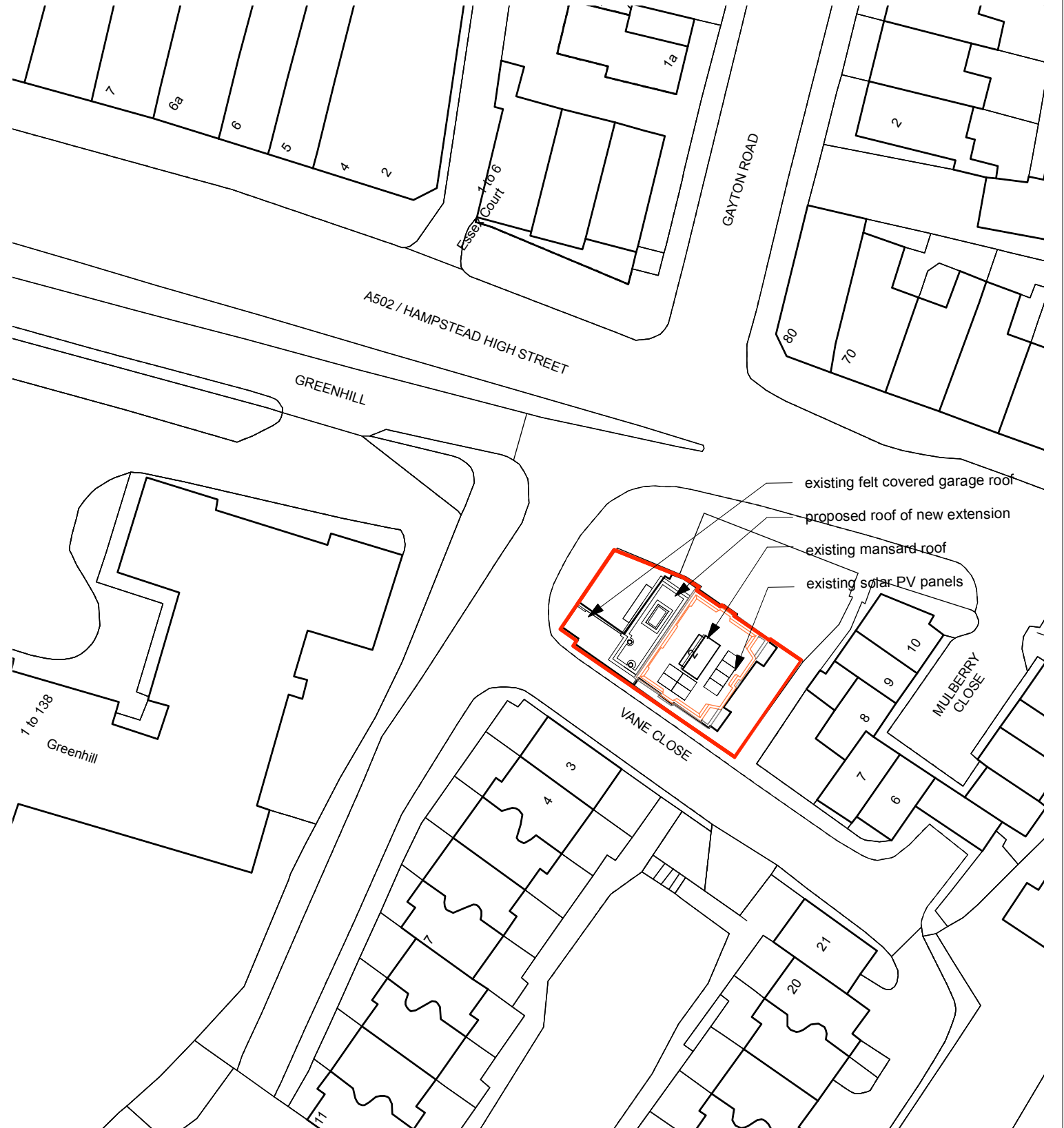
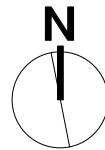
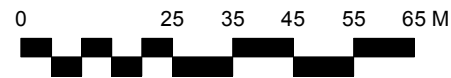
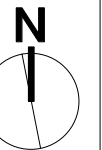



1 Location Plan
Scale: 1:1250



2 Block Plan
Scale: 1:500



KEY:

Area of land concerned with the application



This confidential drawing is the sole property of astula-architecture and must not be reproduced or distributed to any third party without written permission. It must only be used for the purpose for which it has been issued and may be withdrawn upon request. The validity of the drawing is only guaranteed at the time of issue and is subject to change without notice.

DO NOT SCALE - ALL DIMENSIONS TO BE CHECKED ON SITE

A: date: March 2021 Submitted to Planning

astula-architecture
07743 763 837
magali.mckay@astula-architecture.co.uk

August 2020
**ALTERATIONS AND REFURBISHMENT AT
2 VANE CLOSE, NW3**
project / drawing title
Location & Block Plan

status
PLANNING
job no / drawing no / revision
2004/ P_001A