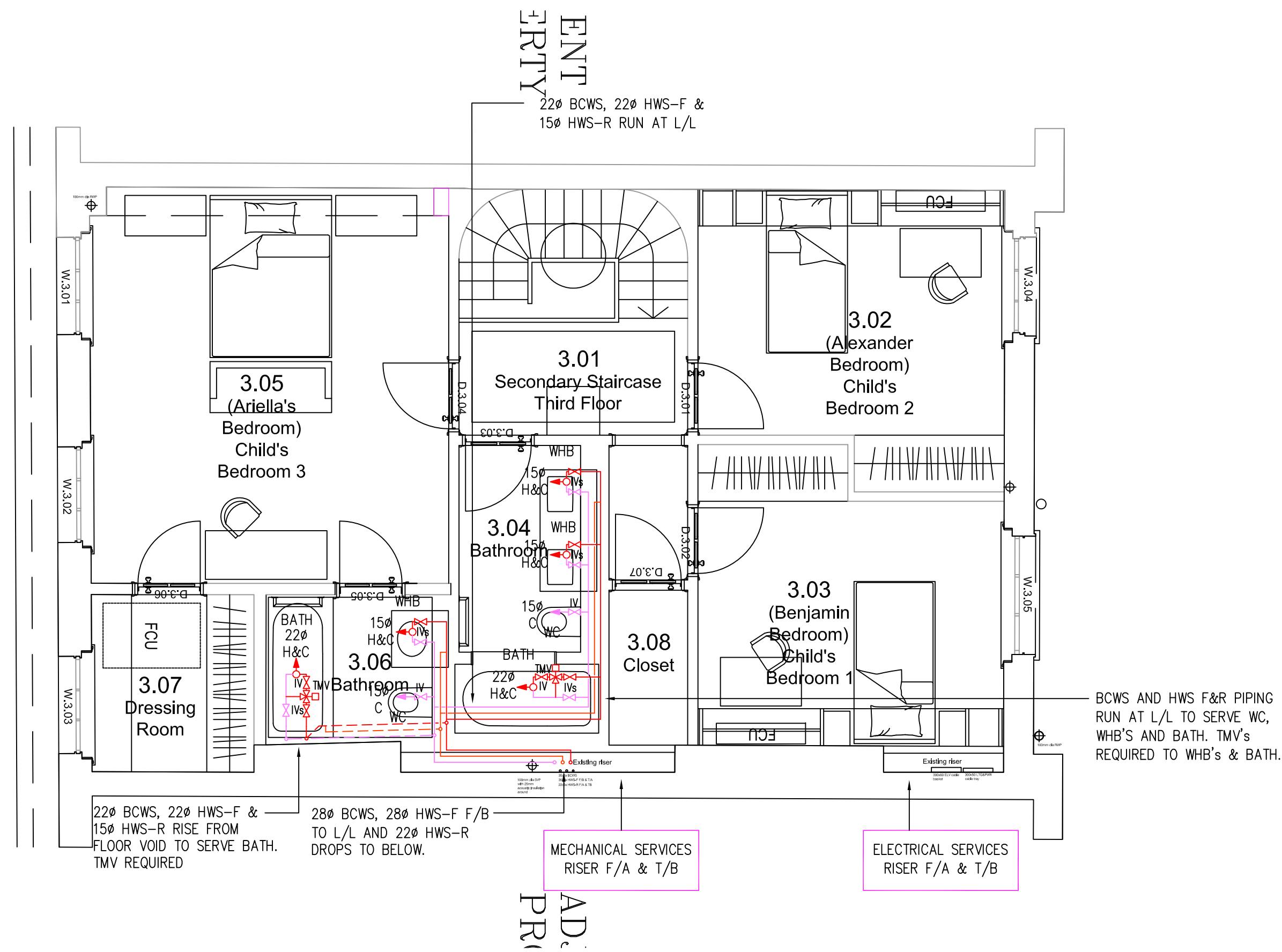


ROOF PLAN



THIRD FLOOR PLAN

BWIC NOTE

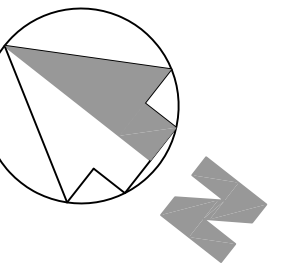
USE OF EXISTING NOTCHES AND JOISTS TO BE USED WHERE PRACTICAL. ANY NEW NOTCH AND HOLES WILL BE CARRIED OUT IN ACCORDANCE TO LISTED BUILDING REGULATIONS AND STRUCTURAL ENGINEER'S DETAILS

NOTES

- ALL GAS APPLIANCES TO BE PROVIDED WITH A GAS COCK.
- INSTALLER TO INCLUDE FOR GAS SERVICE PIPEWORK RUNNING IN UNVENTILATED VOIDS TO BE IN GAS TRACPIPE AS SUPPLIED BY OMEGAFLEX LTD TEL 01295 6766 COMPLETE WITH OUTER SLEEVE PLASTIFLEX GF TO MEET GAS SAFE REQUIREMENTS.
- GAS SAFE ENGINEER TO VERIFY & CHECK ALL PIPE SIZES AND INSTALLATION TO THEIR SATISFACTION PRIOR TO ANY WORKS CARRIED OUT TO ENSURE A GAS SAFE CERTIFICATE WILL BE ISSUED AT THE END OF THE PROJECT.
- INSTALLER SHALL INCLUDE FOR ALL NECESSARY PIPEWORK FOR THE SHOWERS AND BATH ARRANGEMENTS IE. HAND SHOWERS BODY JETS, ETC.
- ALL BASINS TO BE PROVIDED WITH FLOW REGULATOR (8 LPM) INCLUDING SINKS (12 LPM) ON THE H&C PIPEWORK.
- ALL WATER SERVICE TO APPLIANCES, WASHING MACHINE, KITCHEN SINK, ETC. SHALL BE PROVIDED WITH ISOLATING BALLVALVE. ALL APPLIANCES AND WATERING POINTS SHALL BE PROVIDED WITH DOUBLE CHECK VALVE (DCV).
- ALL ISOLATING VALVES TO BE LOCATED IN ACCESSIBLE LOCATIONS.
- ALL EQUIPMENT SHALL BE COVERED AND PROTECTED FROM DUST & DEBRIS.
- ALL PIPEWORK TO BE THERMALLY INSULATED AND SERVICES IDENTIFICATION LABELS TO BE PROVIDED TO ALL RUNS IN PLANT AREAS AND WITHIN BUILDING.
- ALL SERVICES TO BE COORDINATED WITH THE COMFORT COOLING, PLUMBING, ELECTRICS, ETC.
- ALL BATHS TO BE PROVIDED WITH HEATGAURD TMV2 THERMOSTATIC MIXING VALVE SET TO PROVIDE TEMPERATURE OF 48 DEG C TO BATHS. TMV AS SUPPLIED BY RELIANCE WATER CONTROLS LTD TEL:0800 389 5931 OR EQUAL.
- ALL TOWEL RAILS TO BE AS SUPPLIED TO ARCHITECTS SPECIFICATION INCLUDE FOR ALL NECESSARY SUPPORTS AND CONNECTIONS.
- INCLUDE CONDENSATE DRAIN FROM MVHR UNIT AND FAN COIL UNITS TO WASTE DRAINAGE SYSTEM VIA HEPVO DRY TRAP.
- RV VALVES ON HWS RETURN SHALL BE ALWA-KOMBI 4 CIRCULATION THROTTLE VALVES AS SUPPLIED BY HONEYWELL OR EQUAL.

Note
ALL DIMENSIONS TO BE VERIFIED ON SITE BEFORE SETTING OUT OR MAKING ANY SHOP DRAWINGS. THIS DRAWING IS TO BE READ IN CONJUNCTION WITH THE CONSULTANT ENGINEER'S SPECIFICATION.

Orientation



ref./date	REVISIONS
PT 23.12.20	PRE-TENDER ISSUE
PT1 03.02.21	PRE-TENDER ISSUE
T 22.02.21	TENDER ISSUE, GA's UPDATED
T1 15.03.21	TENDER ISSUE, GA's UPDATED

WORK STAGE 2



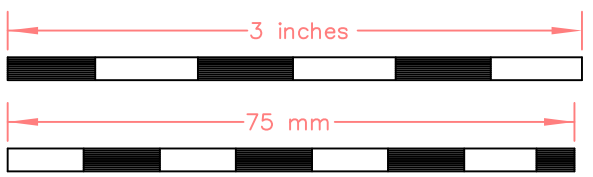
Description

THIRD FLOOR & ROOF
MECHANICAL SERVICES
DOMESTIC WATER SERVICES

Project

55 CUMBERLAND TERRACE
CAMDEN, LONDON
NW1 4HJ

Microfilm Scale



Architect

COLLETT-ZARZYCKI Ltd
Fernhead Studios, 2B
Fernhead Road, London W9 3ET
Tel: +44(0)20 8969 6967
email: mail@czltd.co.uk

ref	55GT - GA (21-02-12)
Scale	A1@1:50
Date	Nov 2020
Issue	Checked

TENDER

Project No.	Services	Dwg No.	Rev.
6618	M	WS2-104	T1

3rd & Roof