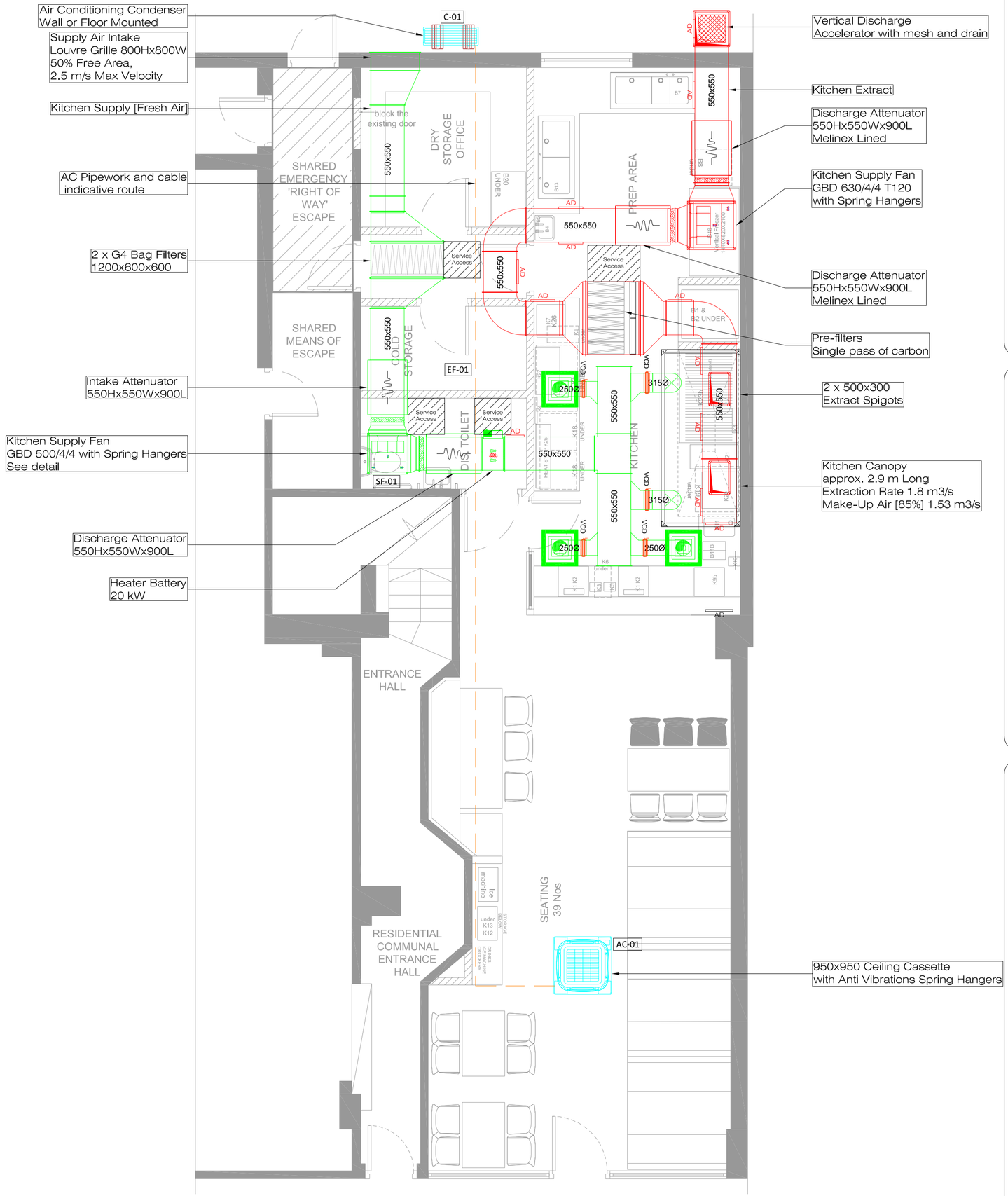

03 - PROPOSED PLAN

SF-01 Kitchen Supply Fan Details GBD 500/4/4

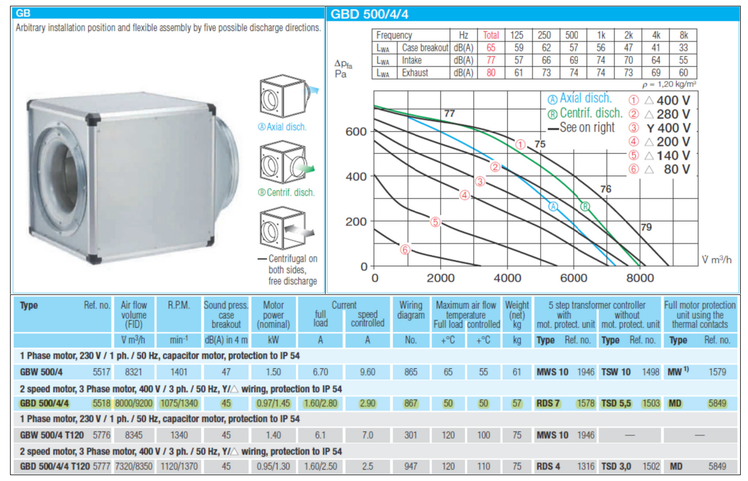

Frequency	Hz	Total	125	250	500	1k	2k	4k	8k
L_{WA} Case breakout	dB(A)	65	59	62	57	56	47	41	33
L_{WA} Intake	dB(A)	77	57	66	69	74	70	64	55
L_{WA} Exhaust	dB(A)	80	61	73	74	74	73	69	60

ρ = 1.20 kg/m³

Type	Ref. no.	Air flow volume (FID)	R.P.M.	Sound press. case breakout	Motor power (nominal)	full load	Current speed controlled	Wiring diagram	Maximum air flow temperature Full load	Maximum air flow temperature controlled	Weight (net)	5 step transformer controller with mot. protect. unit		5 step transformer controller without mot. protect. unit		Full motor protection unit using the thermal contacts	
		V m³/h	min⁻¹	dB(A) in 4 m	kW	A	A	No.	+°C	+°C	kg	Type	Ref. no.	Type	Ref. no.	Type	Ref. no.
1 Phase motor, 230 V / 1 ph. / 50 Hz, capacitor motor, protection to IP 54																	
GBW 500/4	5517	8321	1401	47	1.50	6.70	9.60	865	65	55	61	**MWS 10**	1946	**TSW 10**	1498	**MW [1]**	1579
2 speed motor, 3 Phase motor, 400 V / 3 ph. / 50 Hz, Y/⋀ wiring, protection to IP 54																	
GBD 500/4/4	5518	8000/9200	1075/1340	45	0.97/1.45	1.60/2.80	2.90	867	50	50	57	**RDS 7**	1578	**TSD 5,5**	1503	**MD**	5849
1 Phase motor, 230 V / 1 ph. / 50 Hz, capacitor motor, protection to IP 54																	
GBW 500/4 T120	5778	6345	1340	45	1.40	6.1	7.0	301	120	100	75	**MWS 10**	1946	—		—	
2 speed motor, 3 Phase motor, 400 V / 3 ph. / 50 Hz, Y/⋀ wiring, protection to IP 54																	
GBD 500/4/4 T120	5777	7320/8350	1120/1370	45	0.95/1.30	1.60/2.50	2.5	947	120	110	75	**RDS 4**	1316	**TSD 3,0**	1502	**MD**	5849

EF-01 Kitchen Extract Fan Details GBD 630/4/4 T120

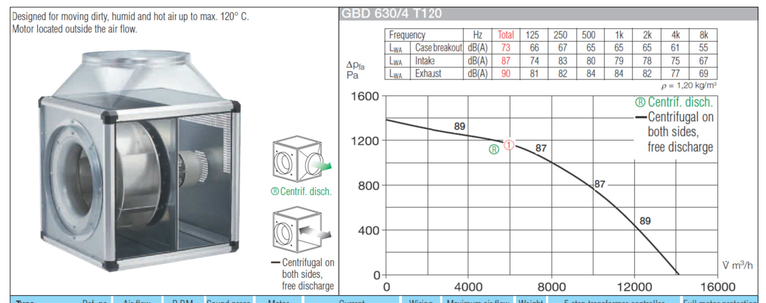

Frequency	Hz	Total	125	250	500	1k	2k	4k	8k
L_{WA} Case breakout	dB(A)	73	66	67	65	65	65	61	55
L_{WA} Intake	dB(A)	87	74	83	80	79	78	75	67
L_{WA} Exhaust	dB(A)	90	81	82	84	84	82	77	69

ρ = 1.20 kg/m³

Type	Ref. no.	Air flow volume (FID)	R.P.M.	Sound press. case breakout	Motor power (nominal)	full load	Current speed controlled	Wiring diagram	Maximum air flow temperature Full load	Maximum air flow temperature controlled	Weight (net)	5 step transformer controller with mot. protect. unit		5 step transformer controller without mot. protect. unit		Full motor protection unit using the thermal contacts	
		V m³/h	min⁻¹	dB(A) in 4 m	kW	A	A	No.	+°C	+°C	kg	Type	Ref. no.	Type	Ref. no.	Type	Ref. no.
2 speed motor, 3 Phase motor, 400 V / 3 ph. / 50 Hz, Y/⋀ wiring, protection to IP 54																	
GBD 630/6/6	5524	8600/9990	723/893	42	0.64/0.93	1.08/1.88	2.03	867	60	60	86	**RDS 4**	1316	**TSD 5,5**	1503	**MD**	5849
GBD 630/4/4	5523	12954/14430	1128/1383	51	2.40/3.45	4.10/6.20	7.20	867	75	50	105	**RDS 11**	1332	**TSD 11,0**	1513	**MD**	5849
3 Phase motor, 3~, 400 V, 50 Hz, protection to IP 54																	
GBD 630/4 T120	5779	14200	1445	53	4.40	8.0	—	499	120	—	105	—	—	—	—	**MD**	5849

AC-01 & C-01Air Conditioning Indoor Cassette and Outdoor Condenser Specifications

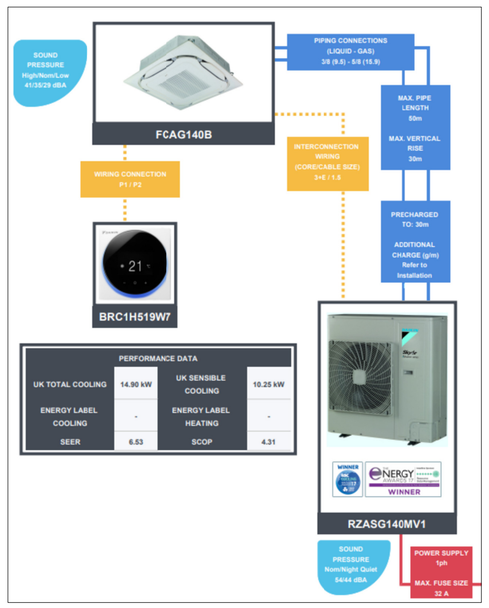

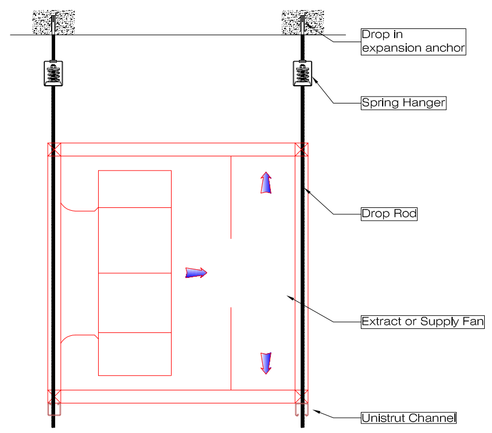

Typical Detail of Fan Hanging with spring hanger

Typical Support Detail of Rectangular Ductwork

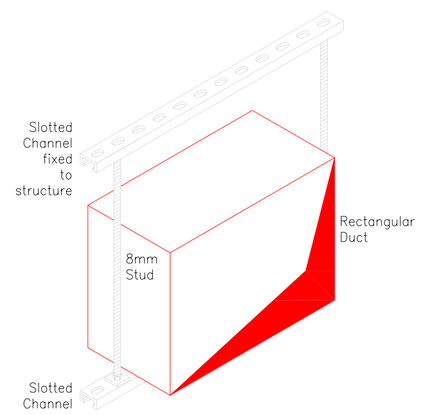

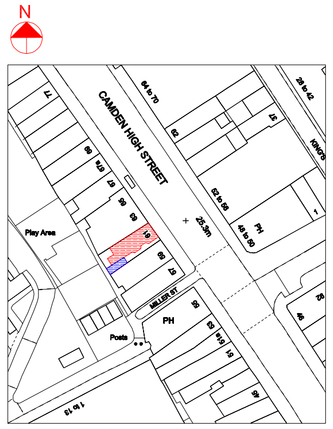

Existing Site Location Plan

Legend - Demise

Commercial

Communal Emergency 'right of way' escape

NOTES:

HVAC LEGEND:

	Supply Air Duct	VCD	Volume Control Damper
	Extract Air Duct		Fire Damper
	Supply Air Grille		Supply Air Valve
	Extract Air Grille		Extract Air Valve
	A/C Ceiling Cassette	AD	Access Door
	A/C Pipe Work	AC-01	Air Conditioning Unit

THIS DRAWING MUST NOT BE SCALED; ALL SETTING OUT MUST BE CHECKED ON SITE; ALL DIMENSIONS MUST BE CHECKED ON SITE; THIS DRAWING MUST BE READ IN CONJUNCTION WITH THE RELEVANT SPECIFICATION CLAUSES; THIS DRAWING MUST NOT BE USED FOR LAND TRANSFER PURPOSE

COPYRIGHT OF LEECH GROUP SERVICES, LEECH MECHANICAL SERVICES & POSITIVE FACILITIES MAINTENANCE

LEECH GROUP SERVICES
Unit 17, Mapledean Works, Maldon Road, Latchingdon, Essex, CM3 6LG
Tel: +44 (0)1621 742424,
Email: help@leechgroupservices.co.uk
www.leechgroupservices.co.uk

Rev	Rev by	Description	Date
H.			
G.			
F.			
E.			
D.			
C.	MS	Revised as per new layout	15.03.2021
B.	DCC	Revised as per comments	05.10.2020
A.	MS	Revised as per comments	01.06.2020

PROJECT:

Rooster Piri Piri
61 Camden High Street
London, NW1 7JL

TITLE:

Proposed Ventilation & Air Conditioning Layout

PROJECT NUMBER:	Rooster Piri Piri Camden
DATE:	05.10.2020
DRAWN BY:	MS
CHECKED BY:	ML
DRAWING NO:	RPP/001 Rev C
SCALE	1:50@ A1 - 1:100@A3