
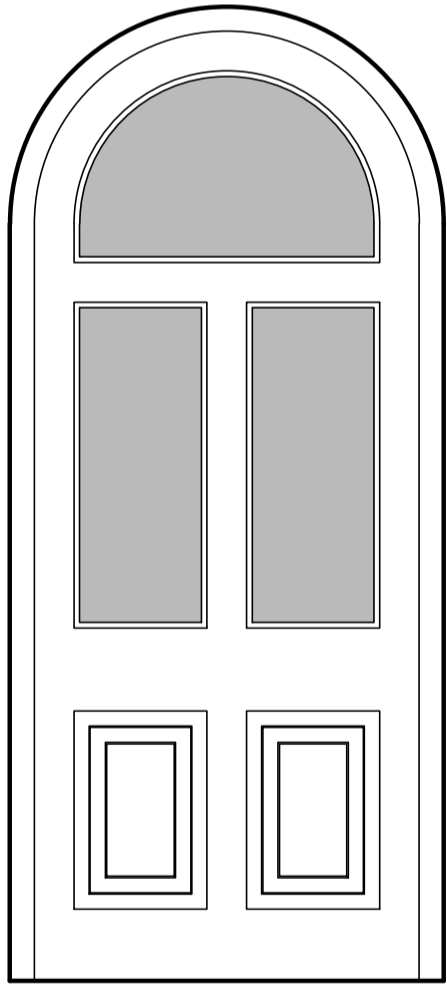


0 1 2 3 5m

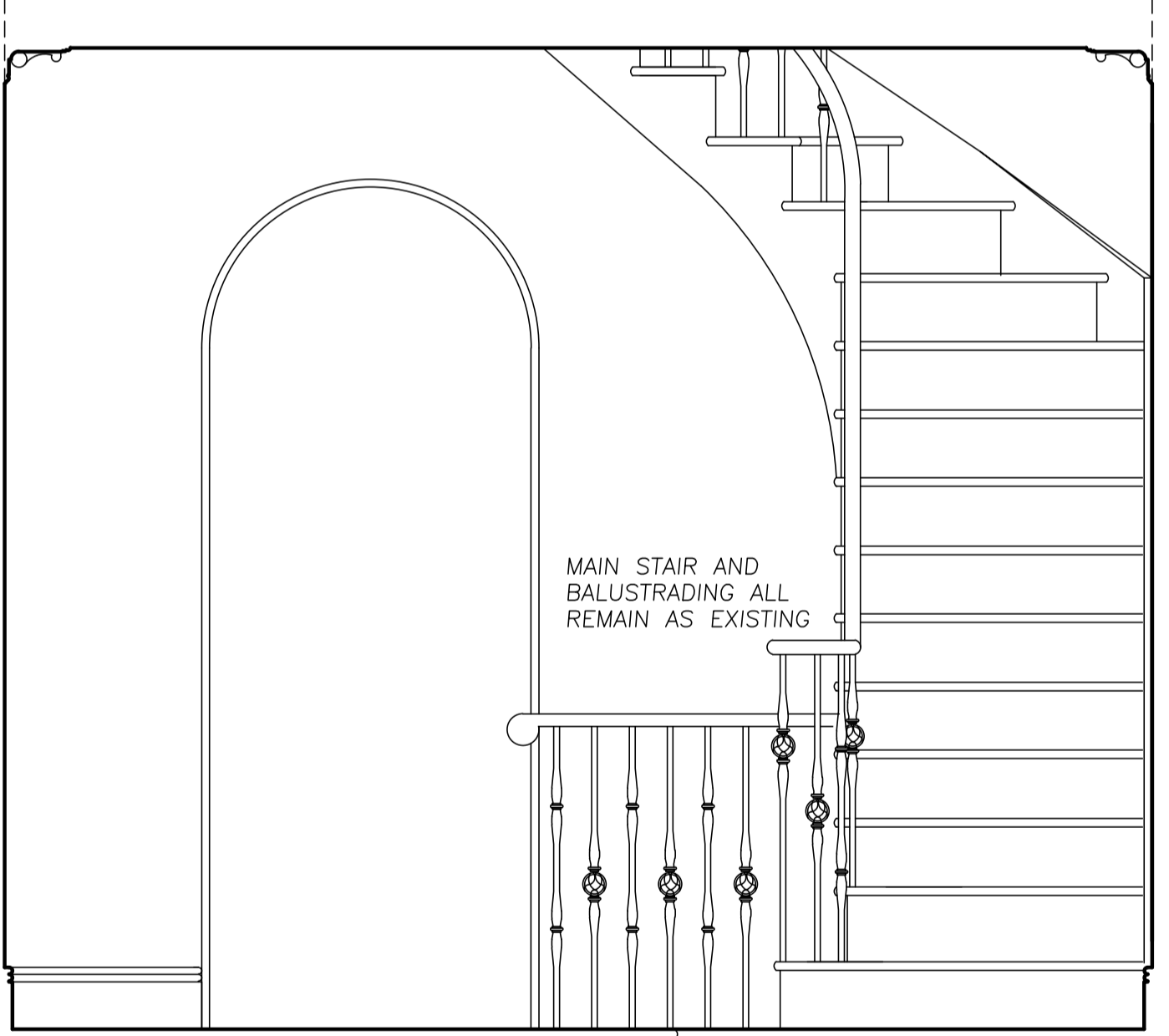


NEW POLISHED  
HARDWOOD JOINERY  
PANELLED DOUBLE  
DOORS IN PAINTED  
JOINERY FRAME  
ARCHITRAVES TO  
DRAWING ROOM  
PROFILES Ar-1 & Rp-1

G-A



NEW PART GLAZED  
POLISHED HARDWOOD  
JOINERY DOOR TO  
STUDY ROUNDED HEAD  
TO ALIGN WITH ARCH,  
PAINTED FRAME AND  
ARCHITRAVES

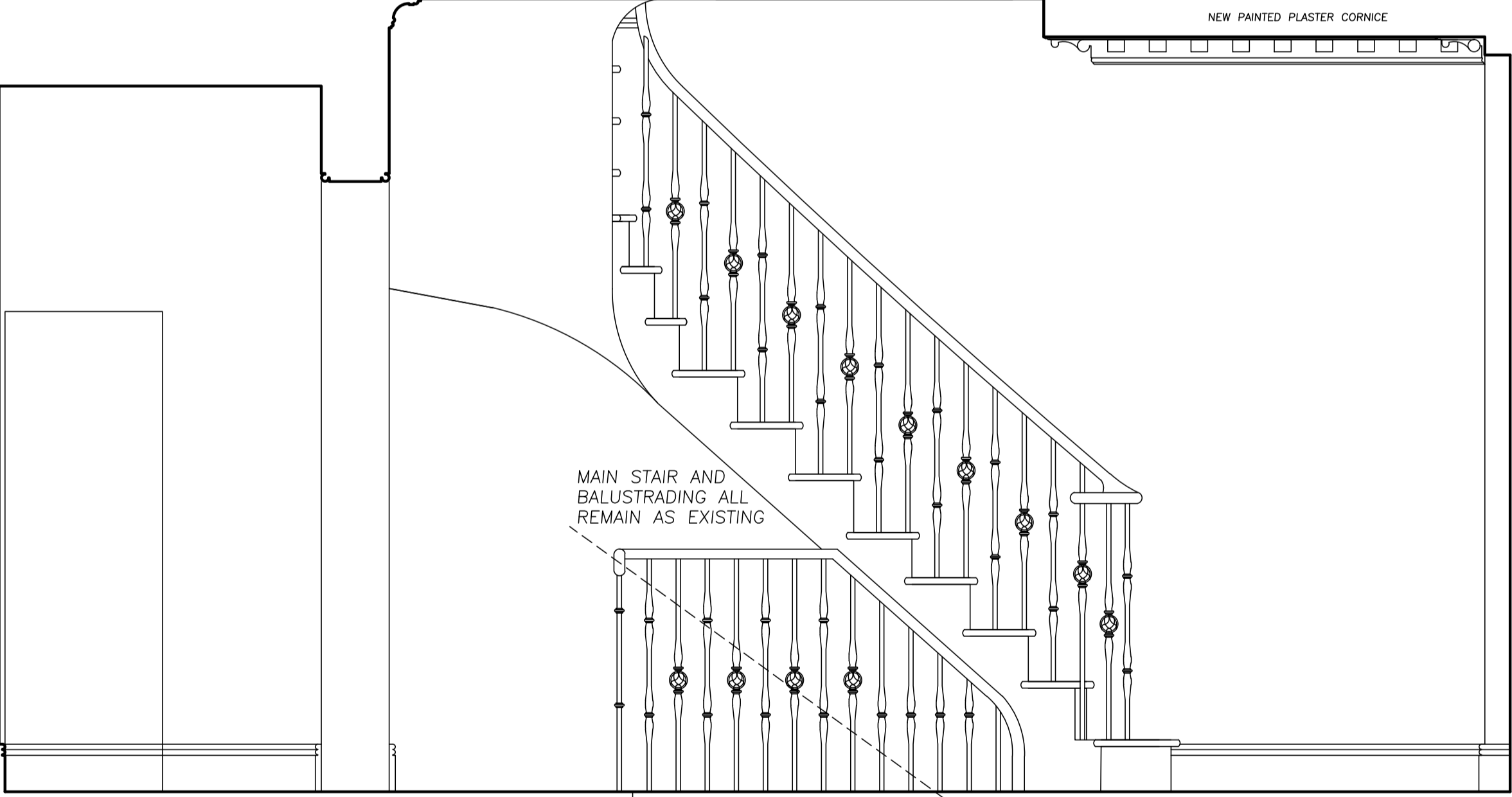


MAIN STAIR AND  
BALUSTRADING ALL  
REMAIN AS EXISTING

G-B

NEW ARCHED OPENING TO  
LOBBY WITH PLASTER  
REVEALS AS PROFILE Ar-4

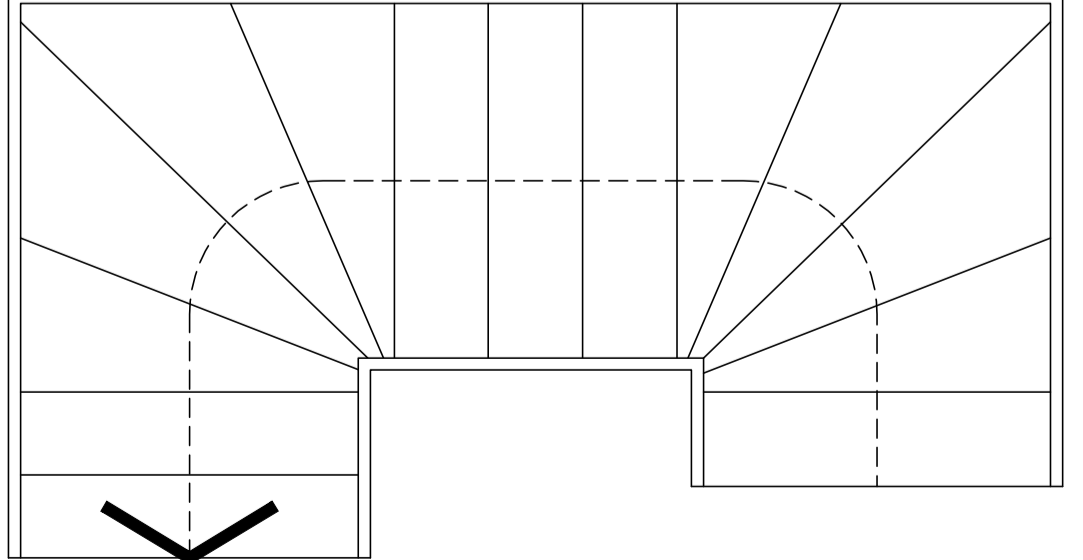
NEW STUD PARTITION  
AND FLUSH DOOR  
FROM LOBBY TO WC



MAIN STAIR AND  
BALUSTRADING ALL  
REMAIN AS EXISTING

G-C

NEW PAINTED PLASTER CORNICE



BASEMENT STAIR

NEW POLISHED  
HARDWOOD (TO  
MATCH GROUND  
FLOOR PARQUET)  
JOINERY STAIR TO  
BASEMENT TO  
REPLACE EXISTING  
DATING FROM 1993  
(NO CHANGE TO  
HALL BALUSTRADES)

NEW POLISHED  
HARDWOOD (TO  
MATCH GROUND  
FLOOR PARQUET)  
JOINERY STAIR TO  
BASEMENT TO  
REPLACE EXISTING  
DATING FROM 1993  
(NO CHANGE TO  
HALL BALUSTRADES)

NEW POLISHED  
HARDWOOD (TO  
MATCH GROUND  
FLOOR PARQUET)  
JOINERY STAIR TO  
BASEMENT TO  
REPLACE EXISTING  
DATING FROM 1993  
(NO CHANGE TO  
HALL BALUSTRADES)

Revisions

Architecture and Design © Copyright  
**STEPHEN BRANDES ARCHITECTS**  
5 Spedan Close Hampstead London NW3 7XF  
architects@brandes.co.uk Tel 020 7431 2225

Job Title  
**17 GREVILLE PLACE  
LONDON NW6**

Drawing Title  
**GROUND FLOOR ROOM ELEVATIONS  
PROPOSED**

SCALE	1:20 @ A1	CAD Information
DATE	JAN 2021	
DRAWN	SB	
ISSUE	PLANNING	

Job No.	Drawing No.	Rev.
591	PLB 142	