



waldrams

Waldrams Ltd.  
Chartered Surveyors  
Suite 303, The Light Bulb,  
1 Filament Walk,  
London SW18 4GQ

11 January 2021

Jason Russell  
Reef Estates  
14 Little Portland Street  
London W1W 8BN

By email

Dear Jason,

## **RE: TRANSFORMATION OF THE UGLY BROWN BUILDING - DAYLIGHT & SUNLIGHT ADDENDUM**

This letter acts to serve as an addendum to our daylight & sunlight report dated 7 March 2018 (the "Daylight and Sunlight Report") for the site at 2-6 St Pancras Way, London. The original daylight and sunlight report was included in application 2017/5497/P, which was granted full planning permission on the 17th March 2020 for the following development: *Demolition of the existing building (Class B1 and B8) and erection of 6 new buildings ranging in height from 2 storeys to 12 storeys in height above ground and 2 basement levels comprising a mixed use development of business floorspace (B1), 73 residential units (C3) (10xstudio, 29x1 bed, 27x2 bed 7x3 bed), hotel (C1), gym (D2), flexible retail (A1 - A4) and storage space (B8) development with associated landscaping work.* This application seeks permission for the following minor material amendments to permission 2017/5497/P: *Minor material amendments to Plot A within planning permission 2017/5497/P, namely alterations to external paving, development of accessible roof terrace, additional secondary entrance, setting back of north facade, enlargement of plant enclosure, lowering of balustrades, and other ancillary works.*

We have analysed the daylight and sunlight impact of the design amendments to Plot A together with the consented buildings on Plots B and C on the surrounding properties against the consented position. The consented position can be seen on drawings 1661-18-07 to -18-09, with the proposal on drawings 1661-20-06 to -20-08, all attached in Appendix 1. The numerical results of the daylight and sunlight analysis comparing the proposed schemes against the consented position can be found in Appendix 2. This analysis has been based on scheme drawings by Bennetts Associates while all other assumptions and sources of information remain as per our Daylight and Sunlight Report submitted with the consented scheme.

## **DAYLIGHT AND SUNLIGHT ANALYSIS**

The daylight and sunlight analysis shows that the scheme amendments to Block A will not, in our view, result in any additional material impact on the surrounding properties' daylight and sunlight. The majority of the surrounding properties will not experience any change in their daylight and sunlight as compared to the consented position. Where reductions beyond the consented position in terms of daylight (VSC) do occur,



these are all (with the exception of three windows) within 10% which, in our view, is not materially different from the consented position. Furthermore, the windows which see reductions in VSC from the consented position predominantly serve non-habitable space which is not sensitive to alterations in daylight and sunlight. Where reductions in sunlight beyond the consented position occurs, the windows in question retain levels of APSH above the minimum target values as set out in the BRE Guidelines.

The three windows which experience reductions in VSC of more than 10% from the consented position are located within 15-23 St Pancras Way which is student accommodation. These three windows (W3, W4, and W5 on the sixth floor) retain 89% of their consented levels of VSC and retain 18% VSC in absolute terms with the new proposed massing in place. Therefore, in our view, these windows and the rooms which they serve will still remain reasonably well daylit considering the urban development context of the site and the alternative target values as set out in the Daylight and Sunlight Report submitted with the consented scheme.

## SUNLIGHT AMENITY ANALYSIS

The proposed changes to Block A will not impact on the internal amenity space. In terms of the surrounding amenity spaces, as detailed in the Daylight and Sunlight Report submitted with the consented scheme, the canal received at least 2 hours of sunlight on March 21st to 82% of its area. Considering the minor nature of the proposed changes, the canal will remain well above the recommended levels as set out in the BRE Guidelines for sunlight amenity with the new proposed massing in place. Similarly, the roof top amenity space at 8-14 St Pancras Way received 2 hours of sunlight on March 21st to 98% of its area as detailed in the Daylight and Sunlight Report submitted with the consented scheme and so will continue to receive levels of sunlight well above the target levels set out in the BRE Guidelines for sunlight amenity with the new proposed massing in place.

Kind Regards,

Surveyor

James Bowman

 james.bowman@waldrams.com

 07507 994 584

020 7183 9109 

[www.waldrams.com](http://www.waldrams.com) 

[contact@waldrams.com](mailto:contact@waldrams.com) 

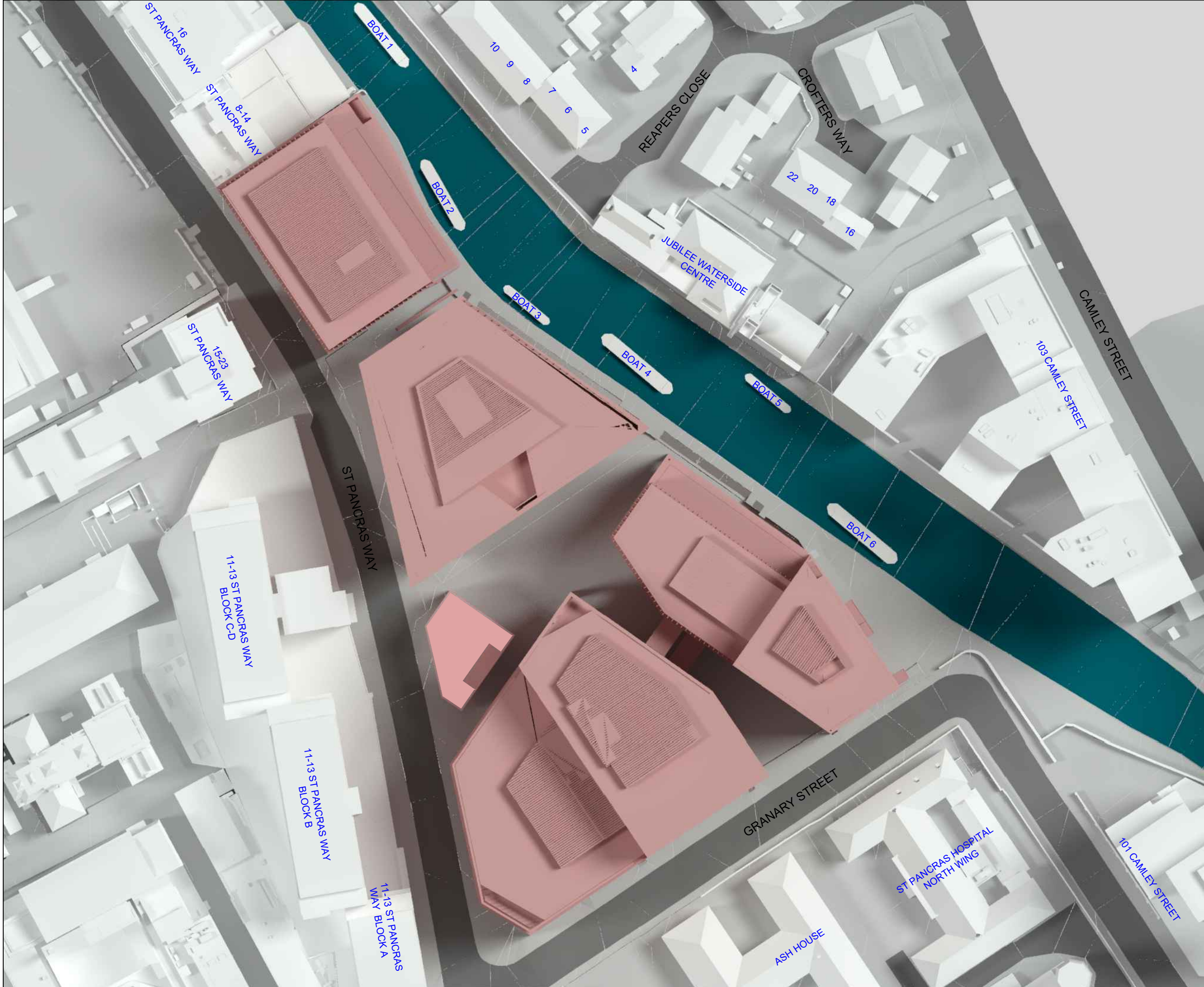
Suite 303, The Light Bulb, 1 Filament Walk, London SW18 4GQ 



# **APPENDIX 1**

Drawings

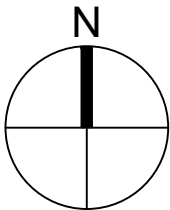




SOURCES OF INFORMATION:

BENNETTS ASSOCIATES  
IR46 ( RECEIVED 14.05.2019)

WALDRAMS LTD  
REL 17



NOTES:

CONSENTED SCHEME SHOWN IN RED

  
**waldrams**  
Email: [contact@waldrams.com](mailto:contact@waldrams.com)  
Tel: 020 7183 9109  
[www.waldrams.com](http://www.waldrams.com)

PROJECT

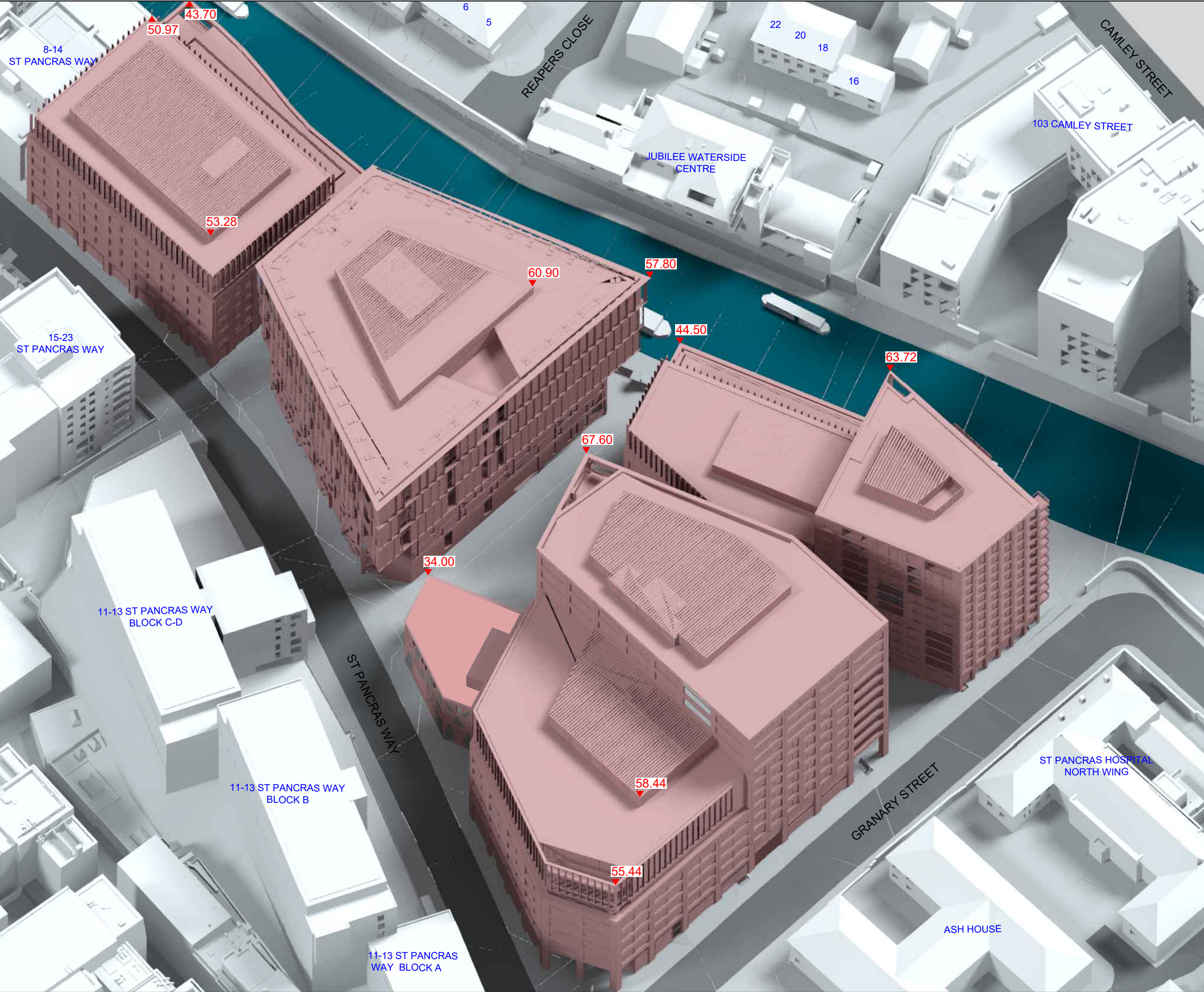
ST. PANCRAS WAY  
LONDON. NW1

DRAWING

PLAN VIEW  
CONSENTED SCHEME

DATE	24.05.19	SCALE @ A3	1:750
MODELED BY	VR	DRAWN BY	VR
PROJECT No.	1661	REL No.- DRAWING No.	18-07





SOURCES OF INFORMATION:

BENNETTS ASSOCIATES  
IR46 ( RECEIVED 14.05.2019)  
  
WALDRAMS LTD  
REL 17

NOTES:  
  
ALL AOD HEIGHTS ARE IN METRES  
  
CONSENTED SCHEME SHOWN IN RED

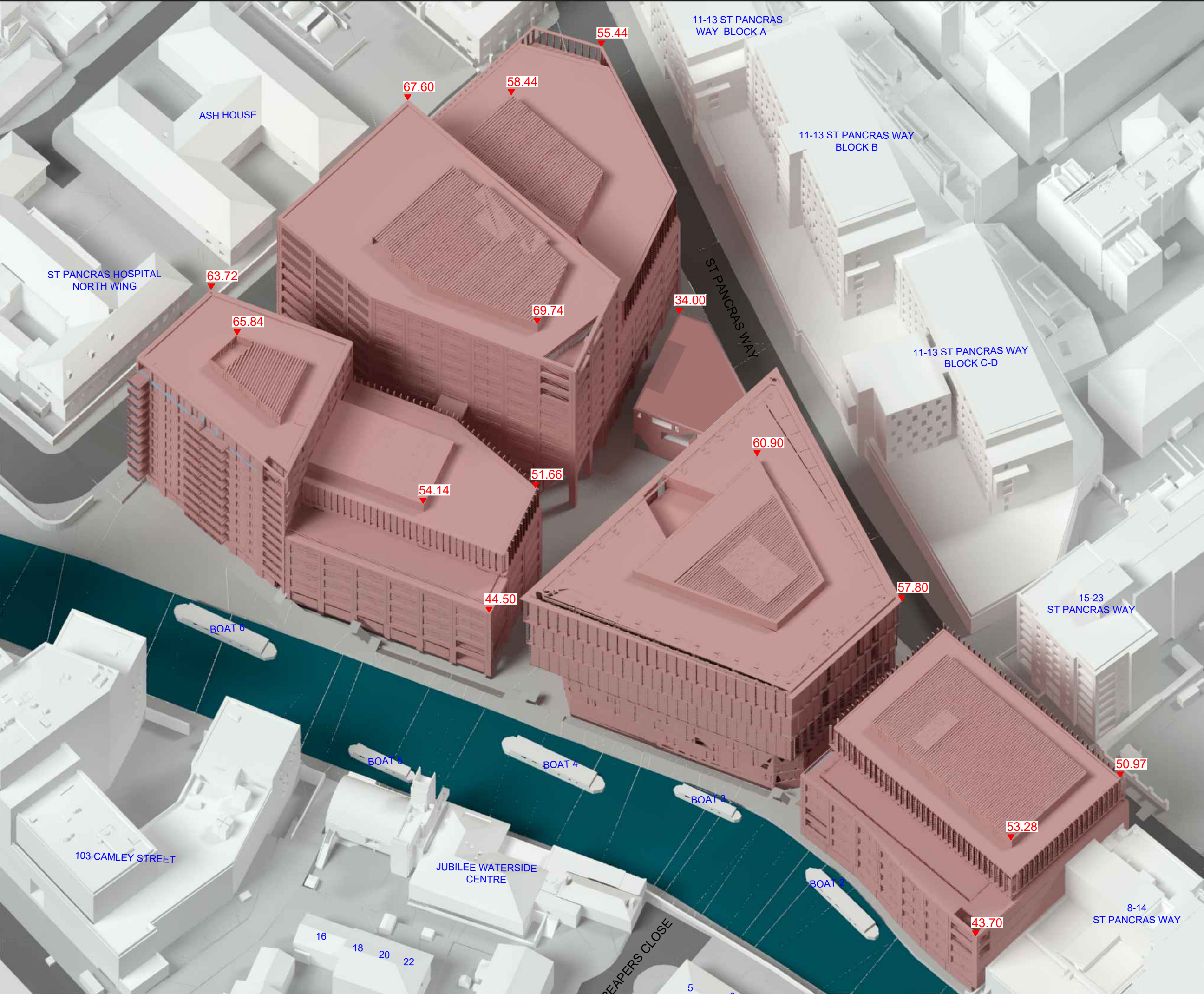
  
**waldrams**  
Email: [contact@waldrams.com](mailto:contact@waldrams.com)  
Tel: 020 7183 9109  
[www.waldrams.com](http://www.waldrams.com)

PROJECT  
  
ST. PANCRAS WAY  
LONDON. NW1

DRAWING  
  
3D VIEW  
CONSENTED SCHEME

DATE 29.05.19	SCALE @ A3 NTS
MODELED BY VR	DRAWN BY VR
PROJECT No. 1661	REL No.- DRAWING No. 18-08





SOURCES OF INFORMATION:

BENNETTS ASSOCIATES  
IR46 ( RECEIVED 14.05.2019)  
  
WALDRAMS LTD  
REL 17

NOTES:  
  
ALL AOD HEIGHTS ARE IN METRES  
  
CONSENTED SCHEME SHOWN IN RED

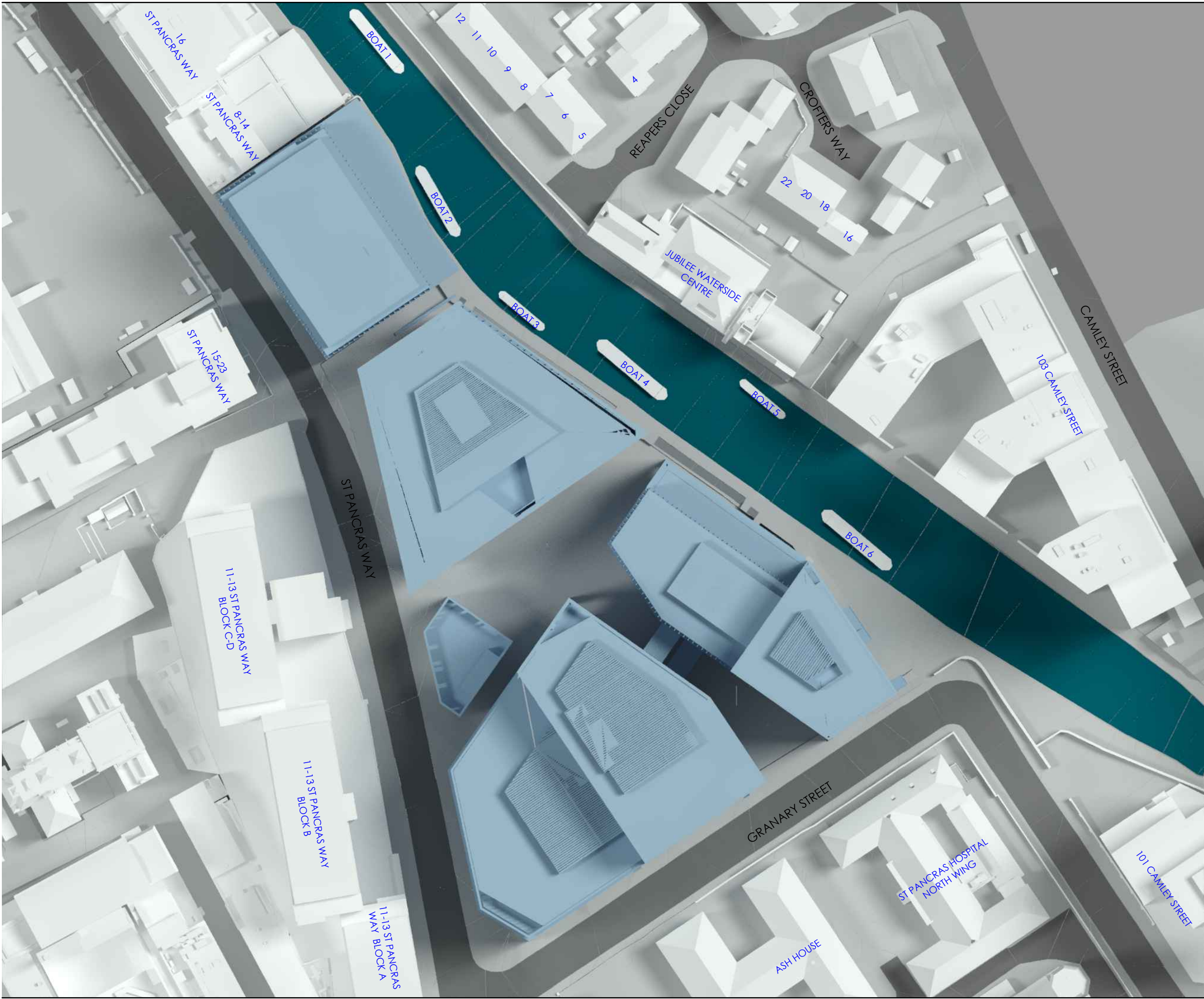
  
**waldrams**  
Email: [contact@waldrams.com](mailto:contact@waldrams.com)  
Tel: 020 7183 9109  
[www.waldrams.com](http://www.waldrams.com)

PROJECT  
  
ST. PANCRAS WAY  
LONDON. NW1

DRAWING  
  
3D VIEW  
CONSENTED SCHEME

DATE 29.05.19	SCALE @ A3 NTS
MODELED BY VR	DRAWN BY VR
PROJECT No. 1661	REL No.- DRAWING No. 18-09





SOURCES OF INFORMATION:

SOURCE 1  
IR48 (RECEIVED 08.12.2020)  
IR49 (RECEIVED 10.12.2020)

WALDRAMS LTD  
1661-19

NOTES:

PROPOSED BUILDING SHOWN IN BLUE



**PROJECT**  
ST PANCRAS WAY  
LONDON NW1

**DRAWING**  
PLAN VIEW  
PROPOSED SCHEME  
BLOCK A ALTERATION ONLY)

**SCALE @ A3**  
1:750

**DATE**  
15.12.2020

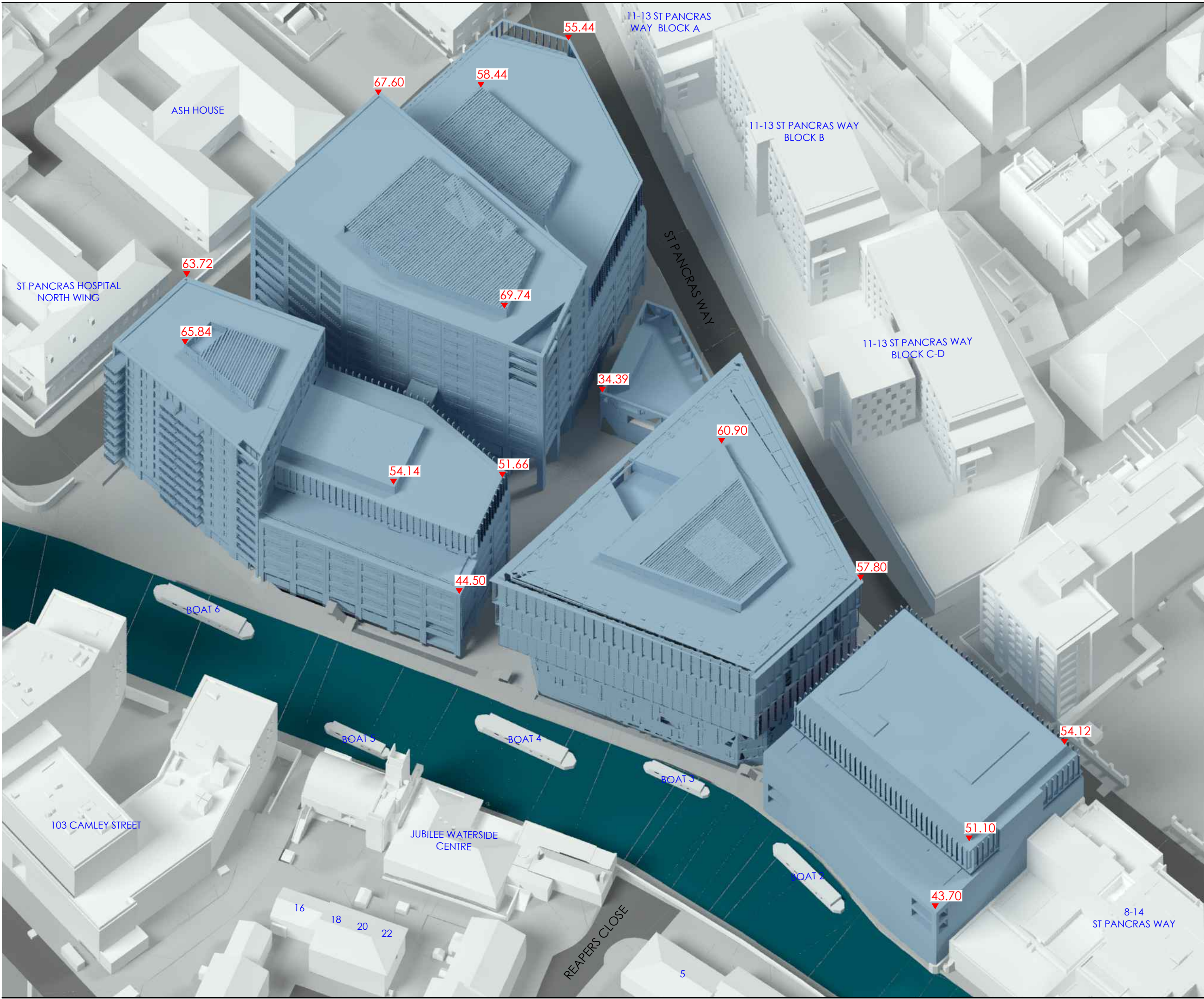
**MODELLED BY**  
MZ

**DRAWN BY**  
MZ

**PROJECT No.**  
1661

**REL No.- DWG No.**  
20-06





SOURCES OF INFORMATION:

SOURCE 1  
IR48 (RECEIVED 08.12.2020)  
IR49 (RECEIVED 10.12.2020)

WALDRAMS LTD  
1661-19

NOTES:

PROPOSED BUILDING SHOWN IN BLUE

AOD HEIGHTS SHOWN IN METRES

PROJECT  
ST PANCRAS WAY  
LONDON NW1

DRAWING  
3D VIEW  
PROPOSED SCHEME  
BLOCK A ALTERATION ONLY)

SCALE @ A3  
NTS

DATE  
17.12.2020

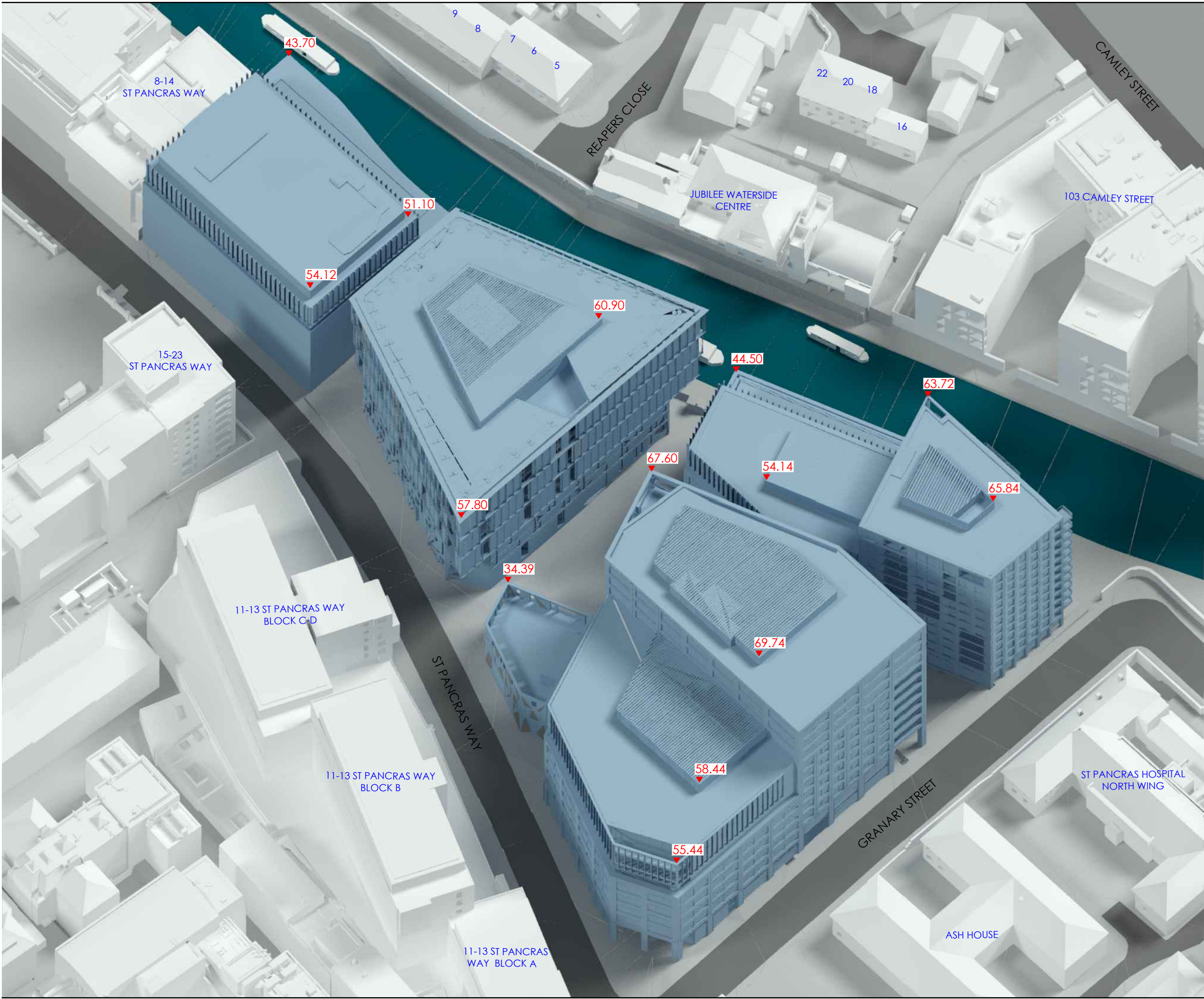
MODELLED BY  
MZ

DRAWN BY  
MZ

PROJECT No.  
1661

REL No.- DWG No.  
20-07





SOURCES OF INFORMATION:

SOURCE 1  
IR48 (RECEIVED 08.12.2020)  
IR49 (RECEIVED 10.12.2020)

WALDRAMS LTD  
1661-19

NOTES:

PROPOSED BUILDING SHOWN IN BLUE  
AOD HEIGHTS SHOWN IN METRES

PROJECT  
ST PANCRAS WAY  
LONDON NW1

DRAWING  
3D VIEW  
PROPOSED SCHEME  
BLOCK A ALTERATION ONLY)

SCALE @ A3  
NTS

DATE  
17.12.2020

MODELLED BY  
MZ

DRAWN BY  
MZ

PROJECT No.  
1661

REL No.- DWG No.  
20-08





## **APPENDIX 2**

Daylight & Sunlight Results



Daylight\_Sunlight Analysis Table  
Surroundings

				Vertical Sky Component			No Skyline				Annual Probable Sunlight Hours					
Address/Floor	Room Ref	Room Usage	Window Ref	Existing	Proposed	Ratio	Room Area m²	Existing	Proposed	Ratio	Existing	Proposed	Ratio	Existing	Proposed	Ratio
				VSC %	VSC %	Proposed /Existing VSC		NSC %	NSC %	Proposed /Existing NSC	Sunlight Annual%	Sunlight Annual%	Proposed /Existing Annual	Sunlight Winter%	Sunlight Winter%	Proposed /Existing Winter
16 St Pancras Way																
First	R1	KD	W1	14.06	13.75	0.98	12.64	45.18	44.83	0.99	24	23	0.96	0	0	1.00
First	R1	KD	W2	12.79	12.49	0.98	12.64	45.18	44.83	0.99	20	20	1.00	0	0	1.00
First	R2	Bedroom	W3	14.74	14.74	1.00	7.8	38.2	37.73	0.99	North	North	North	North	North	North
First	R3	Bedroom	W4	9.52	9.52	1.00	11.58	28.78	28.34	0.98	North	North	North	North	North	North
First	R4	Bedroom	W5	7.29	7.29	1.00	10.63	32.11	32.14	1.00	North	North	North	North	North	North
First	R5	Office	W6	9.08	9.08	1.00	16.85	42.31	42.31	1.00	North	North	North	North	North	North
Second	R1	KD	W1	20.67	20.21	0.98	12.64	75.74	75.18	0.99	39	39	1.00	1	0	0.00
Second	R1	KD	W2	18.89	18.44	0.98	12.64	75.74	75.18	0.99	34	35	1.03	0	1	Infinity
Second	R2	Bedroom	W3	22.71	22.52	0.99	7.8	51.64	50.56	0.98	North	North	North	North	North	North
Second	R3	Bedroom	W4	16.52	16.33	0.99	11.58	39.45	38.62	0.98	North	North	North	North	North	North
Second	R4	Bedroom	W5	12.98	12.96	1.00	10.63	52.14	52.1	1.00	North	North	North	North	North	North
Second	R5	Office	W6	19.21	19.16	1.00	15.51	77.26	77.25	1.00	North	North	North	North	North	North
Third	R1	KD	W1	23.85	23.19	0.97	12.64	83.45	82.52	0.99	50	47	0.94	4	2	0.50
Third	R1	KD	W2	21.94	21.3	0.97	12.64	83.45	82.52	0.99	43	41	0.95	1	0	0.00
Third	R2	Bedroom	W3	24.86	24.6	0.99	7.8	60.83	59.42	0.98	North	North	North	North	North	North
Third	R3	Bedroom	W4	18.31	18.04	0.99	11.58	46.95	45.36	0.97	North	North	North	North	North	North
Third	R4	Bedroom	W5	13.21	13.2	1.00	10.63	57.99	57.96	1.00	North	North	North	North	North	North
Third	R5	Office	W6	22.2	22.13	1.00	15.51	77.61	77.59	1.00	North	North	North	North	North	North
Fourth	R1	Bedroom	W1	27.35	27.02	0.99	11.58	46.83	44.8	0.96	North	North	North	North	North	North
Fourth	R2	Bedroom	W2	20.37	20.02	0.98	12.12	58.16	56	0.96	North	North	North	North	North	North
Fourth	R5	Office	W6	23.92	23.84	1.00	23.85	78.36	77.94	0.99	North	North	North	North	North	North
Fifth	R1	Bedroom	W1	25.45	25.06	0.98	12.12	64.64	60.24	0.93	North	North	North	North	North	North
Fifth	R5	Office	W6	25.1	25.01	1.00	23.1	65.95	64.95	0.98	North	North	North	North	North	North
19 Ploughmans Close																
First	R1	Office	W1	22.93	22.77	0.99	12.8	86.69	85.74	0.99	49	48	0.98	16	15	0.94
12 Reapers Close																
Ground	R1	WC	W1	13.02	12.52	0.96	1.95	73.94	70.36	0.95	32	32	1.00	9	9	1.00
Ground	R2	Hall	W2	20.73	20.34	0.98	3.51	67.24	68.04	1.01	39	38	0.97	9	9	1.00
Ground	R3	Kitchen	W3	25.71	25.31	0.98	8.71	89.6	89.14	0.99	46	45	0.98	7	7	1.00
First	R1	Bathroom	W1	16.45	15.92	0.97	5.32	70.34	67.16	0.95	36	35	0.97	10	8	0.80
First	R2	Bedroom	W2	19.44	18.97	0.98	11.59	84.98	84.36	0.99	41	39	0.95	10	8	0.80
11 Reapers Close																
Ground	R1	WC	W1	11.91	11.33	0.95	1.95	55.38	51.3	0.93	32	32	1.00	9	9	1.00
Ground	R2	Hall	W2	19.58	19.04	0.97	3.51	42.65	39.14	0.92	39	39	1.00	9	9	1.00
Ground	R3	Kitchen	W3	24.37	23.86	0.98	8.71	82.37	81.25	0.99	45	45	1.00	7	7	1.00
First	R1	Bathroom	W1	15.38	14.73	0.96	5.32	66.46	61.59	0.93	36	34	0.94	10	8	0.80
First	R2	Bedroom	W2	18.46	17.89	0.97	11.59	74.62	73.26	0.98	39	38	0.97	9	8	0.89
10 Reapers Close																
Ground	R1	WC	W1	11.02	10.37	0.94	1.95	48.42	41.92	0.87	30	30	1.00	9	9	1.00
Ground	R2	Hall	W2	18.64	18.03	0.97	3.51	35.43	31.47	0.89	37	37	1.00	8	8	1.00
Ground	R3	Kitchen	W3	23.38	22.75	0.97	8.71	71.4	69.74	0.98	44	44	1.00	7	7	1.00
First	R1	Bathroom	W1	14.47	13.77	0.95	5.32	62.2	56.52	0.91	33	32	0.97	8	8	1.00
First	R2	Bedroom	W2	17.47	16.79	0.96	11.59	57.52	55.32	0.96	37	36	0.97	9	8	0.89



Daylight\_Sunlight Analysis Table  
Surroundings

				Vertical Sky Component			No Skyline				Annual Probable Sunlight Hours					
Address/Floor	Room Ref	Room Usage	Window Ref	Existing VSC %	Proposed VSC %	Ratio Proposed /Existing VSC	Room Area m <sup>2</sup>	Existing NSC %	Proposed NSC %	Ratio Proposed /Existing NSC	Existing Sunlight Annual%	Proposed Sunlight Annual%	Ratio Proposed /Existing Annual	Existing Sunlight Winter%	Proposed Sunlight Winter%	Ratio Proposed /Existing Winter
<b>9 Reapers Close</b>																
Ground	R1	WC	W1	10.32	9.64	0.93	1.95	48.09	40.42	0.84	28	28	1.00	7	7	1.00
Ground	R2	Hall	W2	17.92	17.26	0.96	3.51	35.22	30.95	0.88	35	35	1.00	7	7	1.00
Ground	R3	Kitchen	W3	22.56	21.9	0.97	8.71	61.73	57.86	0.94	41	41	1.00	5	5	1.00
First	R1	Bathroom	W1	13.75	13.03	0.95	5.32	60.75	54.17	0.89	33	32	0.97	8	8	1.00
First	R2	Bedroom	W2	16.66	15.95	0.96	11.59	45.85	42.84	0.93	37	36	0.97	8	8	1.00
<b>8 Reapers Close</b>																
Ground	R1	WC	W1	9.85	9.15	0.93	1.95	51.42	43.79	0.85	32	30	0.94	9	8	0.89
Ground	R2	Hall	W2	17.37	16.7	0.96	3.51	36.29	31.39	0.86	36	36	1.00	9	8	0.89
Ground	R3	Kitchen	W3	21.94	21.26	0.97	8.71	56.83	52.79	0.93	42	40	0.95	6	5	0.83
First	R1	Bathroom	W1	13.35	12.62	0.95	5.32	61.15	54.53	0.89	33	32	0.97	8	8	1.00
First	R2	Bedroom	W2	16.03	15.3	0.95	11.59	41.25	38.5	0.93	36	34	0.94	7	7	1.00
<b>7 Reapers Close</b>																
Ground	R1	WC	W1	9.42	8.81	0.94	1.95	60.16	51.81	0.86	28	27	0.96	8	8	1.00
Ground	R2	Hall	W2	14.34	13.72	0.96	3.51	42.82	37.15	0.87	31	31	1.00	8	8	1.00
Ground	R3	Kitchen	W3	14.87	14.37	0.97	8.71	56.51	52.71	0.93	33	33	1.00	6	6	1.00
First	R1	Bathroom	W1	13.1	12.48	0.95	5.32	66.2	60.15	0.91	32	31	0.97	8	8	1.00
First	R2	Bedroom	W2	12.47	11.9	0.95	11.59	41.89	37.87	0.90	31	30	0.97	9	9	1.00
<b>6 Reapers Close</b>																
Ground	R1	Hall	W1	9.75	9.2	0.94	1.95	62.16	54.61	0.88	27	25	0.93	6	6	1.00
Ground	R2	Hall	W2	17.13	16.56	0.97	3.51	43.56	39.47	0.91	33	31	0.94	5	5	1.00
Ground	R3	Kitchen	W3	21.58	20.99	0.97	8.71	59.78	56.62	0.95	39	37	0.95	4	4	1.00
First	R1	Bathroom	W1	13.21	12.64	0.96	5.32	64.65	60.44	0.93	32	31	0.97	7	7	1.00
First	R2	Bedroom	W2	15.87	15.27	0.96	11.59	44.37	41.33	0.93	36	35	0.97	8	8	1.00
<b>5 Reapers Close</b>																
Ground	R1	WC	W1	9.56	9.06	0.95	1.95	70.18	65.67	0.94	29	27	0.93	6	6	1.00
Ground	R2	Hall	W2	17.09	16.57	0.97	3.51	44.56	40.87	0.92	34	32	0.94	6	6	1.00
Ground	R3	Kitchen	W3	21.57	21.03	0.98	8.71	61.32	59.75	0.97	39	37	0.95	3	3	1.00
First	R1	Bathroom	W1	12.98	12.46	0.96	5.32	68.74	66	0.96	32	30	0.94	7	6	0.86
First	R2	Bedroom	W2	15.58	15.03	0.96	11.59	44	42.51	0.97	36	34	0.94	7	6	0.86
<b>4 Reapers Close</b>																
First	R1	Bathroom	W1	29.71	29.4	0.99	4.8	98.99	95.23	0.96	60	59	0.98	16	16	1.00
<b>22 Crofters Way</b>																
Ground	R1	Unknown	W1	26	25.91	1.00	18.39	74.19	73.98	1.00	54	54	1.00	11	11	1.00
First	R1	Unknown	W1	27.81	27.72	1.00	8.99	87.71	87.71	1.00	58	58	1.00	14	14	1.00
First	R2	Unknown	W2	27.76	27.68	1.00	8.99	99.8	99.8	1.00	59	59	1.00	16	16	1.00
First	R2	Unknown	W3	29.1	29.05	1.00	8.99	99.8	99.8	1.00	North	North	North	North	North	North
Second	R1	Unknown	W1	20.67	20.59	1.00	8.99	84.75	84.75	1.00	47	47	1.00	15	15	1.00
Second	R2	Unknown	W2	20.67	20.58	1.00	8.99	99.75	99.75	1.00	46	46	1.00	14	14	1.00
Second	R2	Unknown	W3	24.99	24.89	1.00	8.99	99.75	99.75	1.00	North	North	North	North	North	North
<b>20 Crofters Way</b>																
Ground	R1	Unknown	W1	26.24	26.16	1.00	18.39	82.47	82.26	1.00	56	56	1.00	10	10	1.00
First	R1	Unknown	W1	27.96	27.88	1.00	8.99	90.54	90.54	1.00	60	60	1.00	15	15	1.00
First	R2	Unknown	W2	27.89	27.8	1.00	8.99	88.92	88.92	1.00	59	59	1.00	14	14	1.00
Second	R1	Unknown	W1	20.76	20.68	1.00	8.99	87.53	87.53	1.00	47	47	1.00	15	15	1.00
Second	R2	Unknown	W2	20.71	20.63	1.00	8.99	85.72	85.72	1.00	47	47	1.00	15	15	1.00



Daylight\_Sunlight Analysis Table  
Surroundings

				Vertical Sky Component			No Skyline				Annual Probable Sunlight Hours					
Address/Floor	Room Ref	Room Usage	Window Ref	Existing VSC %	Proposed VSC %	Ratio Proposed /Existing VSC	Room Area m <sup>2</sup>	Existing NSC %	Proposed NSC %	Ratio Proposed /Existing NSC	Existing Sunlight Annual%	Proposed Sunlight Annual%	Ratio Proposed /Existing Annual	Existing Sunlight Winter%	Proposed Sunlight Winter%	Ratio Proposed /Existing Winter
<b>18 Crofters Way</b>																
Ground	R1	Unknown	W1	25.12	25.04	1.00	18.39	81.08	80.92	1.00	48	48	1.00	10	10	1.00
First	R1	Unknown	W1	23.35	23.28	1.00	8.99	92.78	92.78	1.00	40	40	1.00	6	6	1.00
First	R2	Unknown	W2	27.96	27.89	1.00	8.99	92.32	92.32	1.00	59	59	1.00	13	13	1.00
Second	R1	Unknown	W1	20.78	20.72	1.00	8.99	90.72	90.72	1.00	48	48	1.00	16	16	1.00
Second	R2	Unknown	W2	20.79	20.72	1.00	8.99	89.58	89.58	1.00	48	48	1.00	16	16	1.00
<b>16 Crofters Way</b>																
Ground	R1	Unknown	W2	25.87	25.8	1.00	13.92	88.14	87.71	1.00	56	56	1.00	10	10	1.00
Ground	R2	Unknown	W1	25.76	25.7	1.00	13.92	72	72	1.00	59	59	1.00	11	11	1.00
First	R1	Unknown	W1	21.44	21.39	1.00	13.92	79.03	79.03	1.00	51	51	1.00	14	14	1.00
First	R2	Unknown	W2	21.43	21.36	1.00	13.92	84.73	84.46	1.00	49	49	1.00	12	12	1.00
<b>Jubilee Centre</b>																
Below Ground	R1	Class Room	W1	20.56	20.53	1.00	57.07	96.83	96.83	1.00	45	45	1.00	8	8	1.00
Below Ground	R1	Class Room	W2	0.64	0.61	0.96	57.07	96.83	96.83	1.00	North	North	North	North	North	North
Below Ground	R1	Class Room	W3	0.16	0.16	1.00	57.07	96.83	96.83	1.00	0	0	1.00	0	0	1.00
Below Ground	R1	Class Room	W4	0.05	0.05	1.00	57.07	96.83	96.83	1.00	North	North	North	North	North	North
Below Ground	R1	Class Room	W5	0.09	0.09	1.00	57.07	96.83	96.83	1.00	North	North	North	North	North	North
Below Ground	R1	Class Room	W6	10.75	10.75	1.00	57.07	96.83	96.83	1.00	North	North	North	North	North	North
Below Ground	R1	Class Room	W7	22.15	22.15	1.00	57.07	96.83	96.83	1.00	North	North	North	North	North	North
Below Ground	R1	Class Room	W8	16.38	16.38	1.00	57.07	96.83	96.83	1.00	North	North	North	North	North	North
Below Ground	R2	Unknown	W9	11.81	11.81	1.00	6.18	41.85	41.85	1.00	23	23	1.00	7	7	1.00
Below Ground	R3	Office	W10	16.46	16.4	1.00	7.9	61.8	61.8	1.00	33	33	1.00	9	9	1.00
Below Ground	R4	Office	W11	15.91	15.84	1.00	9.18	45.89	45.88	1.00	30	29	0.97	6	6	1.00
Below Ground	R5	Bathroom	W12	13.54	13.45	0.99	9.33	40.14	40.1	1.00	26	25	0.96	4	4	1.00
Below Ground	R6	Bathroom	W13	13.52	13.42	0.99	3.9	44.69	44.68	1.00	32	31	0.97	8	8	1.00
Below Ground	R7	Bathroom	W14	13.22	13.12	0.99	9.83	38.79	37.09	0.96	29	29	1.00	7	7	1.00
Below Ground	R8	Utility Room	W15	13.03	12.91	0.99	7.4	22.6	22.59	1.00	29	28	0.97	7	7	1.00
Below Ground	R8	Utility Room	W16	13.02	12.89	0.99	7.4	22.6	22.59	1.00	29	28	0.97	6	6	1.00
Below Ground	R9	Utility Room	W16	13.02	12.89	0.99	18.85	4.57	4.57	1.00	29	28	0.97	6	6	1.00
Ground	R1	Office	W1	21.99	21.98	1.00	98.33	95.96	95.96	1.00	48	48	1.00	11	11	1.00
Ground	R1	Office	W2	23.47	23.45	1.00	98.33	95.96	95.96	1.00	54	54	1.00	12	12	1.00
Ground	R1	Office	W3	23.34	23.31	1.00	98.33	95.96	95.96	1.00	53	53	1.00	12	12	1.00
Ground	R1	Office	W4	19.22	19.22	1.00	98.33	95.96	95.96	1.00	49	49	1.00	13	13	1.00
Ground	R1	Office	W5	26.38	26.38	1.00	98.33	95.96	95.96	1.00	North	North	North	North	North	North
Ground	R1	Office	W6	33.17	33.17	1.00	98.33	95.96	95.96	1.00	North	North	North	North	North	North
Ground	R1	Office	W7	33.42	33.42	1.00	98.33	95.96	95.96	1.00	North	North	North	North	North	North
Ground	R1	Office	W8	30.96	30.96	1.00	98.33	95.96	95.96	1.00	North	North	North	North	North	North
Ground	R2	Kitchen	W9	6.61	6.56	0.99	12.55	26.67	26.67	1.00	18	17	0.94	7	7	1.00
Ground	R3	Office	W10	10.68	10.62	0.99	31.15	100	100	1.00	22	22	1.00	6	6	1.00
Ground	R3	Office	W11	10.24	10.17	0.99	31.15	100	100	1.00	20	20	1.00	6	6	1.00
Ground	R3	Office	W12	76.52	76.44	1.00	31.15	100	100	1.00	51	49	0.96	9	9	1.00
Ground	R3	Office	W13	16.27	16.08	0.99	31.15	100	100	1.00	North	North	North	North	North	North
Ground	R4	Lobby	W14	12.95	12.85	0.99	17.09	70.22	69.04	0.98	17	17	1.00	0	0	1.00
Ground	R4	Lobby	W15	19.82	19.71	0.99	17.09	70.22	69.04	0.98	43	43	1.00	7	7	1.00
Ground	R5	Lobby	W16	17.18	17.18	1.00	27.74	74.85	74.85	1.00	38	38	1.00	5	5	1.00
Ground	R5	Lobby	W17	19.19	19.19	1.00	27.74	74.85	74.85	1.00	39	39	1.00	7	7	1.00



Daylight\_Sunlight Analysis Table  
Surroundings

				Vertical Sky Component			No Skyline				Annual Probable Sunlight Hours					
Address/Floor	Room Ref	Room Usage	Window Ref	Existing VSC %	Proposed VSC %	Ratio Proposed /Existing VSC	Room Area m <sup>2</sup>	Existing NSC %	Proposed NSC %	Ratio Proposed /Existing NSC	Existing Sunlight Annual%	Proposed Sunlight Annual%	Ratio Proposed /Existing Annual	Existing Sunlight Winter%	Proposed Sunlight Winter%	Ratio Proposed /Existing Winter
Ground	R6	Office	W18	25.78	25.78	1.00	21.48	95.91	95.91	1.00	43	43	1.00	8	8	1.00
Ground	R6	Office	W19	17.12	16.97	0.99	21.48	95.91	95.91	1.00	38	38	1.00	8	8	1.00
Ground	R7	LKD	W20	11.9	11.71	0.98	41.85	54.84	54.73	1.00	25	24	0.96	5	5	1.00
Ground	R7	LKD	W21	5.58	5.58	1.00	41.85	54.84	54.73	1.00	16	16	1.00	5	5	1.00
103 Camley Street																
Ground	R1	Bedroom	W1	21.46	21.46	1.00	14.99	96.36	96.36	1.00	44	44	1.00	15	15	1.00
Ground	R2	LKD	W2	28.47	28.47	1.00	18.99	99.88	99.88	1.00	58	58	1.00	20	20	1.00
Ground	R2	LKD	W3	14.54	14.52	1.00	18.99	99.88	99.88	1.00	North	North	North	North	North	North
Ground	R3	Bedroom	W4	5.63	5.63	1.00	15.8	9	9	1.00	North	North	North	North	North	North
Ground	R4	Bedroom	W5	5.08	5.08	1.00	13.83	17.58	17.58	1.00	North	North	North	North	North	North
Ground	R5	LKD	W6	8.78	8.78	1.00	31.56	87.43	87.43	1.00	7	7	1.00	0	0	1.00
Ground	R5	LKD	W7	0.86	0.86	1.00	31.56	87.43	87.43	1.00	North	North	North	North	North	North
Ground	R5	LKD	W8	1.41	1.41	1.00	31.56	87.43	87.43	1.00	3	3	1.00	1	1	1.00
Ground	R6	LKD	W9	16.78	16.78	1.00	25.77	92.71	92.71	1.00	39	39	1.00	16	16	1.00
Ground	R6	LKD	W10	23.95	23.94	1.00	25.77	92.71	92.71	1.00	51	50	0.98	16	16	1.00
Ground	R6	LKD	W11	4.19	4.19	1.00	25.77	92.71	92.71	1.00	North	North	North	North	North	North
Ground	R6	LKD	W12	6.3	6.3	1.00	25.77	92.71	92.71	1.00	12	12	1.00	7	7	1.00
Ground	R7	Bedroom	W13	22.62	22.61	1.00	11.17	93.01	93	1.00	47	46	0.98	13	13	1.00
Ground	R8	Bedroom	W14	20.98	20.96	1.00	10.71	84.78	84.75	1.00	North	North	North	North	North	North
Ground	R9	Bedroom	W15	14.95	14.95	1.00	50.91	77.21	77.21	1.00	12	12	1.00	0	0	1.00
Ground	R9	Bedroom	W16	3.18	3.18	1.00	50.91	77.21	77.21	1.00	North	North	North	North	North	North
Ground	R10	LKD	W17	18.35	18.35	1.00	25.77	76.28	76.28	1.00	31	31	1.00	10	10	1.00
Ground	R10	LKD	W18	21.56	21.55	1.00	25.77	76.28	76.28	1.00	47	47	1.00	9	9	1.00
Ground	R10	LKD	W19	4.52	4.5	1.00	25.77	76.28	76.28	1.00	North	North	North	North	North	North
Ground	R10	LKD	W20	4.58	4.58	1.00	25.77	76.28	76.28	1.00	12	12	1.00	0	0	1.00
Ground	R11	Bedroom	W21	21.48	21.47	1.00	11.17	94.04	94.04	1.00	49	49	1.00	9	9	1.00
Ground	R12	Bedroom	W22	24.9	24.9	1.00	10.23	75.32	75.32	1.00	North	North	North	North	North	North
Ground	R13	Bedroom	W23	25.47	25.47	1.00	9.71	79.81	79.81	1.00	North	North	North	North	North	North
First	R1	Bedroom	W1	22.31	22.31	1.00	14.99	96.98	96.98	1.00	45	45	1.00	15	15	1.00
First	R2	LKD	W2	30.5	30.5	1.00	29.78	99.64	99.64	1.00	62	62	1.00	21	21	1.00
First	R2	LKD	W3	29.87	29.87	1.00	29.78	99.64	99.64	1.00	61	61	1.00	21	21	1.00
First	R2	LKD	W4	5.44	5.43	1.00	29.78	99.64	99.64	1.00	9	9	1.00	4	4	1.00
First	R2	LKD	W5	2.45	2.43	0.99	29.78	99.64	99.64	1.00	North	North	North	North	North	North
First	R3	Bedroom	W6	6.56	6.56	1.00	11.63	14.67	14.67	1.00	North	North	North	North	North	North
First	R4	Bedroom	W7	5.94	5.94	1.00	17.41	26.47	26.47	1.00	North	North	North	North	North	North
First	R5	Bedroom	W8	10.37	10.37	1.00	16.11	95.05	95.05	1.00	9	9	1.00	0	0	1.00
First	R6	Bedroom	W9	12.58	12.58	1.00	12.93	70	70	1.00	16	16	1.00	2	2	1.00
First	R7	LKD	W10	17.55	17.55	1.00	25.77	93.5	93.5	1.00	40	40	1.00	16	16	1.00
First	R7	LKD	W11	25.26	25.26	1.00	25.77	93.5	93.5	1.00	55	55	1.00	16	16	1.00
First	R7	LKD	W12	4.75	4.75	1.00	25.77	93.5	93.5	1.00	North	North	North	North	North	North
First	R7	LKD	W13	7.21	7.21	1.00	25.77	93.5	93.5	1.00	15	15	1.00	7	7	1.00
First	R8	Bedroom	W14	24	23.99	1.00	11.17	93.52	93.52	1.00	51	51	1.00	14	14	1.00
First	R9	Bedroom	W15	24.71	24.7	1.00	10.71	90.38	90.37	1.00	North	North	North	North	North	North
First	R10	Bedroom	W16	17.53	17.53	1.00	50.91	63.94	63.94	1.00	15	15	1.00	0	0	1.00
First	R11	LKD	W17	19.87	19.87	1.00	25.77	80.01	80.01	1.00	34	34	1.00	11	11	1.00
First	R11	LKD	W18	23.27	23.26	1.00	25.77	80.01	80.01	1.00	54	53	0.98	11	11	1.00

Daylight\_Sunlight Analysis Table  
Surroundings

				Vertical Sky Component			No Skyline				Annual Probable Sunlight Hours					
Address/Floor	Room Ref	Room Usage	Window Ref	Existing VSC %	Proposed VSC %	Ratio Proposed /Existing VSC	Room Area m <sup>2</sup>	Existing NSC %	Proposed NSC %	Ratio Proposed /Existing NSC	Existing Sunlight Annual%	Proposed Sunlight Annual%	Ratio Proposed /Existing Annual	Existing Sunlight Winter%	Proposed Sunlight Winter%	Ratio Proposed /Existing Winter
First	R11	LKD	W19	5.15	5.14	1.00	25.77	80.01	80.01	1.00	North	North	North	North	North	North
First	R11	LKD	W20	5.88	5.88	1.00	25.77	80.01	80.01	1.00	16	16	1.00	2	2	1.00
First	R12	Bedroom	W21	23.28	23.26	1.00	11.17	94.44	94.43	1.00	55	54	0.98	10	10	1.00
First	R13	Bedroom	W22	30.36	30.33	1.00	10.23	97.84	97.84	1.00	North	North	North	North	North	North
First	R14	Bedroom	W23	30.87	30.86	1.00	9.71	97.92	97.92	1.00	North	North	North	North	North	North
Second	R1	Bedroom	W1	23.03	23.03	1.00	14.99	97.27	97.27	1.00	46	46	1.00	16	16	1.00
Second	R2	LKD	W2	31.37	31.37	1.00	30.44	99.24	99.24	1.00	64	64	1.00	21	21	1.00
Second	R2	LKD	W3	11.24	11.24	1.00	30.44	99.24	99.24	1.00	19	19	1.00	13	13	1.00
Second	R3	Bedroom	W4	7.8	7.8	1.00	11.63	18.72	18.72	1.00	North	North	North	North	North	North
Second	R4	Bedroom	W5	7.06	7.06	1.00	17.41	29.96	29.96	1.00	North	North	North	North	North	North
Second	R5	Bedroom	W6	5.47	5.47	1.00	27.76	49.28	49.28	1.00	9	9	1.00	0	0	1.00
Second	R6	Bedroom	W7	0.89	0.89	1.00	10.23	77.22	77.22	1.00	10	10	1.00	1	1	1.00
Second	R6	Bedroom	W8	13.83	13.83	1.00	10.23	77.22	77.22	1.00	17	17	1.00	2	2	1.00
Second	R7	Bedroom	W9	14.08	14.08	1.00	10.12	48.47	48.47	1.00	20	20	1.00	4	4	1.00
Second	R8	Bedroom	W10	13.69	13.69	1.00	10.12	75.15	75.15	1.00	21	21	1.00	5	5	1.00
Second	R9	LKD	W11	12.27	12.27	1.00	24.09	68.83	68.83	1.00	19	19	1.00	5	5	1.00
Second	R10	LKD	W12	18.48	18.48	1.00	22.35	95.88	95.88	1.00	50	50	1.00	17	17	1.00
Second	R11	Bedroom	W13	25.59	25.59	1.00	13.93	96.49	96.49	1.00	58	58	1.00	16	16	1.00
Second	R11	Bedroom	W14	29.04	29.01	1.00	13.93	96.49	96.49	1.00	North	North	North	North	North	North
Second	R12	Bedroom	W15	28.79	28.77	1.00	10.71	93.68	93.63	1.00	North	North	North	North	North	North
Second	R13	Bedroom	W16	18.69	18.69	1.00	8.47	97.12	97.12	1.00	17	17	1.00	1	1	1.00
Second	R14	Bedroom	W17	21.56	21.56	1.00	8.47	97	97	1.00	23	23	1.00	2	2	1.00
Second	R15	Bedroom	W18	22.4	22.4	1.00	8.52	83.9	83.9	1.00	25	25	1.00	2	2	1.00
Second	R16	Bedroom	W19	23.21	23.21	1.00	10.26	97.7	97.7	1.00	28	28	1.00	3	3	1.00
Second	R17	Bedroom	W20	22.73	22.73	1.00	10.26	92.43	92.43	1.00	29	29	1.00	4	4	1.00
Second	R18	Bedroom	W21	18.61	18.61	1.00	10.26	88.08	88.08	1.00	30	30	1.00	4	4	1.00
Second	R19	LKD	W22	16.86	16.86	1.00	22.35	93.47	93.47	1.00	50	50	1.00	12	12	1.00
Second	R20	Bedroom	W23	24.96	24.95	1.00	13.93	98.29	98.29	1.00	58	58	1.00	12	12	1.00
Second	R20	Bedroom	W24	33.68	33.63	1.00	13.93	98.29	98.29	1.00	North	North	North	North	North	North
Second	R21	Bedroom	W25	33.95	33.9	1.00	10.71	96.76	96.76	1.00	North	North	North	North	North	North
Second	R22	Bedroom	W26	34.62	34.6	1.00	9.87	97.16	97.16	1.00	North	North	North	North	North	North
Third	R1	Bedroom	W1	23.74	23.74	1.00	14.99	97.49	97.49	1.00	50	50	1.00	18	18	1.00
Third	R2	LKD	W2	32.42	32.42	1.00	30.44	99.4	99.4	1.00	66	66	1.00	21	21	1.00
Third	R2	LKD	W3	12.1	12.1	1.00	30.44	99.4	99.4	1.00	19	19	1.00	13	13	1.00
Third	R3	Bedroom	W4	9.48	9.48	1.00	11.63	23.9	23.9	1.00	North	North	North	North	North	North
Third	R4	Bedroom	W5	8.56	8.56	1.00	17.41	36	36	1.00	North	North	North	North	North	North
Third	R5	Bedroom	W6	6.55	6.55	1.00	27.76	57.3	57.3	1.00	11	11	1.00	0	0	1.00
Third	R6	Bedroom	W7	0.95	0.95	1.00	10.23	79.03	79.03	1.00	10	10	1.00	2	2	1.00
Third	R6	Bedroom	W8	15.57	15.57	1.00	10.23	79.03	79.03	1.00	18	18	1.00	2	2	1.00
Third	R7	Bedroom	W9	15.78	15.78	1.00	10.12	55.4	55.4	1.00	24	24	1.00	6	6	1.00
Third	R8	Bedroom	W10	15.27	15.27	1.00	10.12	79.47	79.47	1.00	23	23	1.00	6	6	1.00
Third	R9	LKD	W11	13.46	13.46	1.00	24.09	70.91	70.91	1.00	21	21	1.00	6	6	1.00
Third	R10	LKD	W12	12.41	12.41	1.00	25.53	97.32	97.32	1.00	32	32	1.00	19	19	1.00
Third	R10	LKD	W13	9.47	9.47	1.00	25.53	97.32	97.32	1.00	26	26	1.00	17	17	1.00
Third	R10	LKD	W14	27.45	27.44	1.00	25.53	97.32	97.32	1.00	60	60	1.00	17	17	1.00
Third	R11	Bedroom	W15	27.07	27.07	1.00	12.37	98.06	98.06	1.00	59	59	1.00	17	17	1.00



Daylight\_Sunlight Analysis Table  
Surroundings

				Vertical Sky Component			No Skyline				Annual Probable Sunlight Hours					
Address/Floor	Room Ref	Room Usage	Window Ref	Existing VSC %	Proposed VSC %	Ratio Proposed /Existing VSC	Room Area m <sup>2</sup>	Existing NSC %	Proposed NSC %	Ratio Proposed /Existing NSC	Existing Sunlight Annual%	Proposed Sunlight Annual%	Ratio Proposed /Existing Annual	Existing Sunlight Winter%	Proposed Sunlight Winter%	Ratio Proposed /Existing Winter
Third	R11	Bedroom	W16	32.94	32.91	1.00	12.37	98.06	98.06	1.00	North	North	North	North	North	North
Third	R12	Bedroom	W17	32.93	32.92	1.00	10.4	96.74	96.74	1.00	North	North	North	North	North	North
Third	R13	Bedroom	W18	20.24	20.22	1.00	8.47	97.13	97.13	1.00	19	19	1.00	1	1	1.00
Third	R14	Bedroom	W19	23.67	23.65	1.00	8.47	97	97	1.00	25	25	1.00	2	2	1.00
Third	R15	Bedroom	W20	24.92	24.89	1.00	8.52	84.9	84.9	1.00	26	26	1.00	2	2	1.00
Third	R16	Bedroom	W21	27.5	27.47	1.00	10.26	97.73	97.73	1.00	35	35	1.00	5	5	1.00
Third	R17	Bedroom	W22	28.26	28.24	1.00	10.26	93.14	93.14	1.00	36	36	1.00	5	5	1.00
Third	R18	Bedroom	W23	29.37	29.34	1.00	10.26	93.25	93.25	1.00	40	40	1.00	5	5	1.00
Third	R19	LKD	W24	11.34	11.34	1.00	25.53	95.48	95.48	1.00	29	29	1.00	13	13	1.00
Third	R19	LKD	W25	7.92	7.92	1.00	25.53	95.48	95.48	1.00	21	21	1.00	12	12	1.00
Third	R19	LKD	W26	26.61	26.6	1.00	25.53	95.48	95.48	1.00	62	62	1.00	14	14	1.00
Third	R20	Bedroom	W27	26.65	26.63	1.00	12.37	98.07	98.07	1.00	62	62	1.00	14	14	1.00
Third	R20	Bedroom	W28	35.29	35.24	1.00	12.37	98.07	98.07	1.00	North	North	North	North	North	North
Third	R21	Bedroom	W29	35.53	35.49	1.00	10.4	96.91	96.91	1.00	North	North	North	North	North	North
Third	R22	Bedroom	W30	36.1	36.06	1.00	9.87	97.16	97.16	1.00	North	North	North	North	North	North
Fourth	R1	Bedroom	W1	24.44	24.44	1.00	14.99	97.64	97.64	1.00	50	50	1.00	18	18	1.00
Fourth	R2	LKD	W2	33.59	33.59	1.00	31.4	99.66	99.66	1.00	67	67	1.00	21	21	1.00
Fourth	R2	LKD	W3	33.08	33.07	1.00	31.4	99.66	99.66	1.00	70	70	1.00	24	24	1.00
Fourth	R2	LKD	W4	6.64	6.64	1.00	31.4	99.66	99.66	1.00	10	10	1.00	4	4	1.00
Fourth	R2	LKD	W5	4.23	4.21	1.00	31.4	99.66	99.66	1.00	North	North	North	North	North	North
Fourth	R3	Bedroom	W6	11.67	11.67	1.00	11.63	31.32	31.32	1.00	North	North	North	North	North	North
Fourth	R4	Bedroom	W7	10.47	10.47	1.00	17.41	50.37	50.37	1.00	North	North	North	North	North	North
Fourth	R5	Bedroom	W8	8.05	8.05	1.00	27.76	64.2	64.2	1.00	12	12	1.00	0	0	1.00
Fourth	R6	Bedroom	W9	1.01	1.01	1.00	10.23	80.62	80.62	1.00	10	10	1.00	2	2	1.00
Fourth	R6	Bedroom	W10	18.11	18.11	1.00	10.23	80.62	80.62	1.00	20	20	1.00	3	3	1.00
Fourth	R7	Bedroom	W11	18.19	18.19	1.00	10.12	79.09	79.09	1.00	21	21	1.00	4	4	1.00
Fourth	R8	Bedroom	W12	16.52	16.52	1.00	10.12	60.74	60.74	1.00	25	25	1.00	7	7	1.00
Fourth	R9	LKD	W13	15.09	15.09	1.00	26.74	72.22	72.22	1.00	24	24	1.00	6	6	1.00
Fourth	R10	LKD	W14	13.97	13.97	1.00	22.35	99.41	99.41	1.00	33	33	1.00	17	17	1.00
Fourth	R11	Bedroom	W15	28.48	28.47	1.00	13.93	95.88	95.88	1.00	64	64	1.00	16	16	1.00
Fourth	R11	Bedroom	W16	36.01	35.99	1.00	13.93	95.88	95.88	1.00	North	North	North	North	North	North
Fourth	R12	Bedroom	W17	36.15	36.13	1.00	10.71	97.84	97.84	1.00	North	North	North	North	North	North
Fourth	R13	Bedroom	W18	20.91	20.88	1.00	8.47	97.13	97.13	1.00	19	19	1.00	1	1	1.00
Fourth	R14	Bedroom	W19	23.06	23.04	1.00	8.47	75.68	75.68	1.00	22	22	1.00	2	2	1.00
Fourth	R15	Bedroom	W20	27.1	27.07	1.00	8.52	96.87	96.87	1.00	28	28	1.00	3	3	1.00
Fourth	R16	Bedroom	W21	28.14	28.11	1.00	10.26	90.46	90.46	1.00	37	37	1.00	5	5	1.00
Fourth	R17	Bedroom	W22	30.28	30.26	1.00	10.26	96.86	96.86	1.00	42	42	1.00	6	6	1.00
Fourth	R18	Bedroom	W23	30.88	30.85	1.00	10.26	94.66	94.66	1.00	45	45	1.00	7	7	1.00
101 Camley Street																
Ground	R1	Bedroom	W1	30.22	30.22	1.00	15.2	95.37	95.37	1.00	54	54	1.00	18	18	1.00
Ground	R2	Bedroom	W2	25.6	25.6	1.00	10.4	98.71	98.71	1.00	North	North	North	North	North	North
Ground	R2	Bedroom	W4	18.45	18.45	1.00	10.4	98.71	98.71	1.00	27	27	1.00	7	7	1.00
First	R1	KD	W1	32.61	32.61	1.00	11.44	98.45	98.45	1.00	55	55	1.00	19	19	1.00
First	R2	Living Room	W2	27.57	27.57	1.00	12.61	98.59	98.59	1.00	North	North	North	North	North	North
First	R2	Living Room	W4	14.68	14.68	1.00	12.61	98.59	98.59	1.00	20	20	1.00	9	9	1.00
First	R3	Bedroom	W3	27.37	27.37	1.00	13.24	91.05	91.05	1.00	North	North	North	North	North	North

Daylight\_Sunlight Analysis Table  
Surroundings



				Vertical Sky Component			No Skyline				Annual Probable Sunlight Hours					
Address/Floor	Room Ref	Room Usage	Window Ref	Existing VSC %	Proposed VSC %	Ratio Proposed /Existing VSC	Room Area m <sup>2</sup>	Existing NSC %	Proposed NSC %	Ratio Proposed /Existing NSC	Existing Sunlight Annual%	Proposed Sunlight Annual%	Ratio Proposed /Existing Annual	Existing Sunlight Winter%	Proposed Sunlight Winter%	Ratio Proposed /Existing Winter
Second	R1	KD	W1	33.77	33.77	1.00	11.44	98.5	98.5	1.00	55	55	1.00	19	19	1.00
Second	R2	Living Room	W2	28.94	28.94	1.00	12.61	98.61	98.61	1.00	North	North	North	North	North	North
Second	R2	Living Room	W4	15.56	15.56	1.00	12.61	98.61	98.61	1.00	20	20	1.00	9	9	1.00
Second	R3	Bedroom	W3	28.74	28.73	1.00	13.24	92.88	92.88	1.00	North	North	North	North	North	North
Third	R1	KD	W1	34.89	34.89	1.00	11.44	98.51	98.51	1.00	57	57	1.00	20	20	1.00
Third	R2	Living Room	W2	30.32	30.32	1.00	12.61	98.64	98.64	1.00	North	North	North	North	North	North
Third	R2	Living Room	W4	16.4	16.4	1.00	12.61	98.64	98.64	1.00	22	22	1.00	10	10	1.00
Third	R3	Bedroom	W3	30.14	30.14	1.00	13.24	94.87	94.87	1.00	North	North	North	North	North	North
Fourth	R1	KD	W1	35.83	35.83	1.00	11.44	98.51	98.51	1.00	60	60	1.00	21	21	1.00
Fourth	R2	Living Room	W2	31.69	31.69	1.00	12.61	98.66	98.66	1.00	North	North	North	North	North	North
Fourth	R2	Living Room	W4	17.19	17.19	1.00	12.61	98.66	98.66	1.00	24	24	1.00	11	11	1.00
Fourth	R3	Bedroom	W3	31.54	31.54	1.00	13.24	95.26	95.26	1.00	North	North	North	North	North	North
Fifth	R1	KD	W1	36.71	36.71	1.00	11.44	98.51	98.51	1.00	64	64	1.00	24	24	1.00
Fifth	R2	Living Room	W2	33	33	1.00	12.61	98.66	98.66	1.00	North	North	North	North	North	North
Fifth	R2	Living Room	W4	15.66	15.66	1.00	12.61	98.66	98.66	1.00	24	24	1.00	12	12	1.00
Fifth	R3	Bedroom	W3	32.88	32.88	1.00	13.24	95.26	95.26	1.00	North	North	North	North	North	North
St Pancras Hospital N																
Ground	R1	Office	W1	16.17	16.17	1.00	152.86	79.93	79.93	1.00	44	44	1.00	19	19	1.00
Ground	R1	Office	W2	22.91	22.91	1.00	152.86	79.93	79.93	1.00	53	53	1.00	20	20	1.00
Ground	R1	Office	W3	25.89	25.89	1.00	152.86	79.93	79.93	1.00	56	56	1.00	19	19	1.00
Ground	R1	Office	W4	26.8	26.8	1.00	152.86	79.93	79.93	1.00	61	61	1.00	19	19	1.00
Ground	R1	Office	W5	19.87	19.87	1.00	152.86	79.93	79.93	1.00	47	47	1.00	14	14	1.00
Ground	R1	Office	W6	19.37	19.37	1.00	152.86	79.93	79.93	1.00	44	44	1.00	14	14	1.00
Ground	R1	Office	W7	7.63	7.63	1.00	152.86	79.93	79.93	1.00	North	North	North	North	North	North
Ground	R1	Office	W8	7.68	7.68	1.00	152.86	79.93	79.93	1.00	North	North	North	North	North	North
Ground	R1	Office	W9	7.79	7.79	1.00	152.86	79.93	79.93	1.00	North	North	North	North	North	North
Ground	R1	Office	W10	7.96	7.96	1.00	152.86	79.93	79.93	1.00	North	North	North	North	North	North
Ground	R1	Office	W11	8.14	8.14	1.00	152.86	79.93	79.93	1.00	North	North	North	North	North	North
Ground	R1	Office	W12	8.28	8.28	1.00	152.86	79.93	79.93	1.00	North	North	North	North	North	North
Ground	R1	Office	W13	8.52	8.52	1.00	152.86	79.93	79.93	1.00	North	North	North	North	North	North
Ground	R1	Office	W14	8.87	8.87	1.00	152.86	79.93	79.93	1.00	North	North	North	North	North	North
Ground	R1	Office	W15	9.04	9.04	1.00	152.86	79.93	79.93	1.00	North	North	North	North	North	North
Ground	R1	Office	W16	9.86	9.86	1.00	152.86	79.93	79.93	1.00	North	North	North	North	North	North
Ground	R2	Office	W17	11.14	11.14	1.00	40.96	88.14	88.14	1.00	North	North	North	North	North	North
Ground	R2	Office	W18	12.74	12.74	1.00	40.96	88.14	88.14	1.00	North	North	North	North	North	North
Ground	R2	Office	W19	21.8	21.8	1.00	40.96	88.14	88.14	1.00	North	North	North	North	North	North
Ground	R2	Office	W20	21.62	21.62	1.00	40.96	88.14	88.14	1.00	North	North	North	North	North	North
Ground	R2	Office	W23	21.42	21.42	1.00	40.96	88.14	88.14	1.00	North	North	North	North	North	North
Ground	R3	Office	W21	9.7	9.7	1.00	10.24	80.09	80.09	1.00	North	North	North	North	North	North
Ground	R3	Office	W22	12.69	12.69	1.00	10.24	80.09	80.09	1.00	North	North	North	North	North	North
Ground	R4	Office	W21	9.7	9.7	1.00	10.24	80.09	80.09	1.00	North	North	North	North	North	North
Ground	R4	Office	W22	12.69	12.69	1.00	10.24	80.09	80.09	1.00	North	North	North	North	North	North
First	R1	Office	W1	19.24	19.24	1.00	91.29	94.8	94.8	1.00	45	45	1.00	19	19	1.00
First	R1	Office	W2	26.25	26.25	1.00	91.29	94.8	94.8	1.00	58	58	1.00	22	22	1.00
First	R1	Office	W3	27.05	27.05	1.00	91.29	94.8	94.8	1.00	59	59	1.00	22	22	1.00
First	R1	Office	W4	27.27	27.27	1.00	91.29	94.8	94.8	1.00	59	59	1.00	22	22	1.00



Daylight\_Sunlight Analysis Table  
Surroundings

				Vertical Sky Component			No Skyline				Annual Probable Sunlight Hours					
Address/Floor	Room Ref	Room Usage	Window Ref	Existing VSC %	Proposed VSC %	Ratio Proposed /Existing VSC	Room Area m <sup>2</sup>	Existing NSC %	Proposed NSC %	Ratio Proposed /Existing NSC	Existing Sunlight Annual%	Proposed Sunlight Annual%	Ratio Proposed /Existing Annual	Existing Sunlight Winter%	Proposed Sunlight Winter%	Ratio Proposed /Existing Winter
First	R1	Office	W5	21.16	21.16	1.00	91.29	94.8	94.8	1.00	45	45	1.00	17	17	1.00
First	R1	Office	W6	20.77	20.77	1.00	91.29	94.8	94.8	1.00	46	46	1.00	18	18	1.00
First	R1	Office	W7	4.85	4.85	1.00	91.29	94.8	94.8	1.00	North	North	North	North	North	North
First	R1	Office	W8	4.91	4.91	1.00	91.29	94.8	94.8	1.00	North	North	North	North	North	North
First	R1	Office	W9	5.02	5.02	1.00	91.29	94.8	94.8	1.00	North	North	North	North	North	North
First	R1	Office	W10	5.2	5.2	1.00	91.29	94.8	94.8	1.00	North	North	North	North	North	North
First	R1	Office	W11	5.36	5.36	1.00	91.29	94.8	94.8	1.00	North	North	North	North	North	North
First	R2	Office	W12	5.56	5.56	1.00	6.23	67.22	67.22	1.00	North	North	North	North	North	North
First	R3	Office	W13	6.11	6.11	1.00	8.87	71.45	71.45	1.00	North	North	North	North	North	North
First	R4	Office	W14	6.15	6.15	1.00	8.4	70.23	70.23	1.00	North	North	North	North	North	North
First	R5	Office	W15	6.6	6.6	1.00	58.74	88.81	88.81	1.00	North	North	North	North	North	North
First	R5	Office	W16	7.75	7.75	1.00	58.74	88.81	88.81	1.00	North	North	North	North	North	North
First	R5	Office	W17	9.24	9.24	1.00	58.74	88.81	88.81	1.00	North	North	North	North	North	North
First	R5	Office	W18	20.71	20.71	1.00	58.74	88.81	88.81	1.00	North	North	North	North	North	North
First	R5	Office	W19	20.74	20.74	1.00	58.74	88.81	88.81	1.00	North	North	North	North	North	North
First	R5	Office	W20	20.58	20.58	1.00	58.74	88.81	88.81	1.00	North	North	North	North	North	North
First	R6	Office	W21	15.57	15.57	1.00	15.79	96.53	96.53	1.00	North	North	North	North	North	North
First	R6	Office	W22	21.95	21.95	1.00	15.79	96.53	96.53	1.00	North	North	North	North	North	North
First	R7	Office	W23	27.96	27.96	1.00	9.83	95.81	95.81	1.00	52	52	1.00	20	20	1.00
First	R7	Office	W24	18.75	18.75	1.00	9.83	95.81	95.81	1.00	North	North	North	North	North	North
First	R8	Office	W25	18.56	18.56	1.00	10.33	91.89	91.89	1.00	North	North	North	North	North	North
First	R8	Office	W26	17.9	17.9	1.00	10.33	91.89	91.89	1.00	North	North	North	North	North	North
New Ward																
Ground	R1	Office	W1	27.15	27.15	1.00	63.66	57.28	57.28	1.00	57	57	1.00	21	21	1.00
Ground	R1	Office	W2	5.75	5.75	1.00	63.66	57.28	57.28	1.00	North	North	North	North	North	North
Ground	R1	Office	W3	17.7	17.7	1.00	63.66	57.28	57.28	1.00	North	North	North	North	North	North
Ground	R2	Office	W4	5.5	5.5	1.00	30.14	18.98	18.98	1.00	North	North	North	North	North	North
Ground	R2	Office	W5	8.67	8.67	1.00	30.14	18.98	18.98	1.00	North	North	North	North	North	North
Ground	R3	Office	W6	9.26	9.26	1.00	34.94	19.93	19.93	1.00	North	North	North	North	North	North
Ground	R3	Office	W7	7.37	7.37	1.00	34.94	19.93	19.93	1.00	North	North	North	North	North	North
Ground	R4	Office	W8	19.05	19.05	1.00	56.57	89.75	89.75	1.00	40	40	1.00	7	7	1.00
Ground	R4	Office	W9	19.55	19.55	1.00	56.57	89.75	89.75	1.00	42	42	1.00	9	9	1.00
Ground	R4	Office	W10	18.92	18.92	1.00	56.57	89.75	89.75	1.00	North	North	North	North	North	North
Ground	R4	Office	W11	19.51	19.51	1.00	56.57	89.75	89.75	1.00	North	North	North	North	North	North
First	R1	Office	W1	26.41	26.41	1.00	63.66	85.7	85.7	1.00	49	49	1.00	19	19	1.00
First	R1	Office	W2	3.24	3.24	1.00	63.66	85.7	85.7	1.00	North	North	North	North	North	North
First	R1	Office	W3	19.73	19.73	1.00	63.66	85.7	85.7	1.00	North	North	North	North	North	North
First	R2	Office	W4	4.69	4.69	1.00	30.14	21.82	21.82	1.00	North	North	North	North	North	North
First	R2	Office	W5	9.29	9.29	1.00	30.14	21.82	21.82	1.00	North	North	North	North	North	North
First	R3	Office	W6	9.28	9.28	1.00	34.94	26.31	26.31	1.00	North	North	North	North	North	North
First	R3	Office	W7	6.3	6.3	1.00	34.94	26.31	26.31	1.00	North	North	North	North	North	North
First	R4	Office	W8	22.83	22.83	1.00	56.57	85.31	85.31	1.00	42	42	1.00	14	14	1.00
First	R4	Office	W9	22.6	22.6	1.00	56.57	85.31	85.31	1.00	44	44	1.00	17	17	1.00
First	R4	Office	W10	3.77	3.77	1.00	56.57	85.31	85.31	1.00	North	North	North	North	North	North
First	R4	Office	W11	3.99	3.99	1.00	56.57	85.31	85.31	1.00	North	North	North	North	North	North
First	R4	Office	W12	20.57	20.57	1.00	56.57	85.31	85.31	1.00	North	North	North	North	North	North

Daylight\_Sunlight Analysis Table  
Surroundings



				Vertical Sky Component			No Skyline				Annual Probable Sunlight Hours					
Address/Floor	Room Ref	Room Usage	Window Ref	Existing VSC %	Proposed VSC %	Ratio Proposed /Existing VSC	Room Area m <sup>2</sup>	Existing NSC %	Proposed NSC %	Ratio Proposed /Existing NSC	Existing Sunlight Annual%	Proposed Sunlight Annual%	Ratio Proposed /Existing Annual	Existing Sunlight Winter%	Proposed Sunlight Winter%	Ratio Proposed /Existing Winter
First	R4	Office	W13	21.36	21.36	1.00	56.57	85.31	85.31	1.00	North	North	North	North	North	North
Bloomsbury Day Hospital																
Ground	R1	Office	W1	18.42	18.42	1.00	87.11	92.82	92.82	1.00	40	40	1.00	17	17	1.00
Ground	R1	Office	W2	16.63	16.63	1.00	87.11	92.82	92.82	1.00	39	39	1.00	17	17	1.00
Ground	R1	Office	W3	14.26	14.24	1.00	87.11	92.82	92.82	1.00	North	North	North	North	North	North
Ground	R1	Office	W4	13.98	13.98	1.00	87.11	92.82	92.82	1.00	North	North	North	North	North	North
Ground	R1	Office	W5	12.06	12.06	1.00	87.11	92.82	92.82	1.00	North	North	North	North	North	North
Ground	R1	Office	W6	9.92	9.92	1.00	87.11	92.82	92.82	1.00	North	North	North	North	North	North
Ground	R1	Office	W7	21.34	21.34	1.00	87.11	92.82	92.82	1.00	North	North	North	North	North	North
Ground	R1	Office	W8	22.05	22.05	1.00	87.11	92.82	92.82	1.00	North	North	North	North	North	North
First	R1	Office	W1	20.12	20.12	1.00	14.49	94.29	94.29	1.00	42	42	1.00	17	17	1.00
First	R1	Office	W2	16.99	16.97	1.00	14.49	94.29	94.29	1.00	North	North	North	North	North	North
First	R2	Office	W3	16.7	16.7	1.00	15.12	92.96	92.96	1.00	North	North	North	North	North	North
First	R3	Office	W4	15.63	15.63	1.00	15.12	87.4	87.4	1.00	North	North	North	North	North	North
First	R4	Office	W5	14.15	14.15	1.00	14.49	94.7	94.7	1.00	North	North	North	North	North	North
First	R4	Office	W6	23.47	23.47	1.00	14.49	94.7	94.7	1.00	North	North	North	North	North	North
11-13 St Pancras Way A																
Ground	R1	Lobby	W1	16.31	16.31	1.00	78.06	98.31	98.31	1.00	North	North	North	North	North	North
Ground	R2	Commercial-Sh	W2	26.19	26.19	1.00	58.48	100	100	1.00	North	North	North	North	North	North
First	R1	LKD	W1	11.87	11.85	1.00	72.42	93.48	93.48	1.00	North	North	North	North	North	North
First	R1	LKD	W2	15.65	15.65	1.00	72.42	93.48	93.48	1.00	North	North	North	North	North	North
First	R1	LKD	W3	19.31	19.31	1.00	72.42	93.48	93.48	1.00	North	North	North	North	North	North
First	R2	LKD	W4	23.92	23.92	1.00	19.73	93.72	93.72	1.00	North	North	North	North	North	North
First	R2	LKD	W5	25.44	25.44	1.00	19.73	93.72	93.72	1.00	North	North	North	North	North	North
First	R3	Circulation	W6	26.97	26.97	1.00	15.36	100	100	1.00	North	North	North	North	North	North
First	R4	Bedroom	W7	28.38	28.38	1.00	9.98	72.41	72.41	1.00	North	North	North	North	North	North
First	R5	Bedroom	W8	28.92	28.92	1.00	9.98	73.64	73.64	1.00	North	North	North	North	North	North
First	R6	Bedroom	W9	29.49	29.49	1.00	9.98	75.06	75.06	1.00	North	North	North	North	North	North
First	R7	Bedroom	W10	30.07	30.07	1.00	9.98	76.23	76.23	1.00	North	North	North	North	North	North
First	R8	Bedroom	W11	30.61	30.61	1.00	9.98	77.46	77.46	1.00	North	North	North	North	North	North
First	R9	Bedroom	W12	31.31	31.31	1.00	9.98	88.16	88.16	1.00	North	North	North	North	North	North
First	R10	Bedroom	W13	31.66	31.66	1.00	9.98	88.58	88.58	1.00	North	North	North	North	North	North
First	R11	Bedroom	W14	31.87	31.87	1.00	9.98	87.18	87.18	1.00	North	North	North	North	North	North
First	R12	LKD	W15	32.03	32.03	1.00	20.72	95.68	95.68	1.00	North	North	North	North	North	North
Second	R1	LKD	W1	6.59	6.57	1.00	20.7	45.23	45.22	1.00	North	North	North	North	North	North
Second	R1	LKD	W2	16.75	16.75	1.00	20.7	45.23	45.22	1.00	North	North	North	North	North	North
Second	R2	Bedroom	W3	18.42	18.42	1.00	9.98	28.81	28.81	1.00	North	North	North	North	North	North
Second	R3	Bedroom	W4	19.97	19.97	1.00	9.98	33.79	33.79	1.00	North	North	North	North	North	North
Second	R4	Bedroom	W5	21.57	21.57	1.00	9.98	37.8	37.8	1.00	North	North	North	North	North	North
Second	R5	Bedroom	W6	22.85	22.85	1.00	9.98	37.04	37.04	1.00	North	North	North	North	North	North
Second	R6	Bedroom	W7	24.52	24.52	1.00	9.98	42.83	42.83	1.00	North	North	North	North	North	North
Second	R7	Bedroom	W8	26.08	26.08	1.00	9.98	51.79	51.79	1.00	North	North	North	North	North	North
Second	R8	Circulation	W9	28.14	28.14	1.00	15.36	100	100	1.00	North	North	North	North	North	North
Second	R9	Bedroom	W11	29.84	29.84	1.00	9.98	86.12	86.12	1.00	North	North	North	North	North	North
Second	R10	Bedroom	W12	30.41	30.41	1.00	9.98	86.19	86.19	1.00	North	North	North	North	North	North
Second	R11	Bedroom	W13	30.9	30.9	1.00	9.98	86.88	86.88	1.00	North	North	North	North	North	North



Daylight\_Sunlight Analysis Table  
Surroundings

				Vertical Sky Component			No Skyline				Annual Probable Sunlight Hours					
Address/Floor	Room Ref	Room Usage	Window Ref	Existing VSC %	Proposed VSC %	Ratio Proposed /Existing VSC	Room Area m <sup>2</sup>	Existing NSC %	Proposed NSC %	Ratio Proposed /Existing NSC	Existing Sunlight Annual%	Proposed Sunlight Annual%	Ratio Proposed /Existing Annual	Existing Sunlight Winter%	Proposed Sunlight Winter%	Ratio Proposed /Existing Winter
Second	R12	Bedroom	W14	31.34	31.34	1.00	9.98	86.74	86.74	1.00	North	North	North	North	North	North
Second	R13	Bedroom	W15	31.72	31.72	1.00	9.98	86.42	86.42	1.00	North	North	North	North	North	North
Second	R14	Bedroom	W16	32.13	32.13	1.00	9.98	86.79	86.79	1.00	North	North	North	North	North	North
Second	R15	Bedroom	W17	32.39	32.39	1.00	9.98	86.6	86.6	1.00	North	North	North	North	North	North
Second	R16	Bedroom	W18	32.62	32.62	1.00	9.98	86.23	86.23	1.00	North	North	North	North	North	North
Second	R17	LKD	W19	32.66	32.66	1.00	20.72	96.42	96.42	1.00	North	North	North	North	North	North
Second	R17	LKD	W20	15.45	15.45	1.00	20.72	96.42	96.42	1.00	28	28	1.00	24	24	1.00
Third	R1	LKD	W1	15.96	15.93	1.00	25.92	64.57	64.57	1.00	North	North	North	North	North	North
Third	R1	LKD	W2	18.17	18.17	1.00	25.92	64.57	64.57	1.00	North	North	North	North	North	North
Third	R2	Bedroom	W3	19.61	19.61	1.00	9.98	30.92	30.92	1.00	North	North	North	North	North	North
Third	R3	Bedroom	W4	21.17	21.17	1.00	9.98	35.52	35.52	1.00	North	North	North	North	North	North
Third	R4	Bedroom	W5	22.93	22.93	1.00	9.98	39.09	39.09	1.00	North	North	North	North	North	North
Third	R5	Bedroom	W6	24.79	24.79	1.00	9.98	78.39	78.39	1.00	North	North	North	North	North	North
Third	R6	Bedroom	W7	26.39	26.39	1.00	9.98	85.68	85.68	1.00	North	North	North	North	North	North
Third	R7	Bedroom	W8	27.86	27.86	1.00	9.98	85.67	85.67	1.00	North	North	North	North	North	North
Third	R8	Circulation	W9	29.08	29.08	1.00	15.36	100	100	1.00	North	North	North	North	North	North
Third	R9	Bedroom	W10	30.75	30.75	1.00	9.98	73.51	73.51	1.00	North	North	North	North	North	North
Third	R10	Bedroom	W11	31.29	31.29	1.00	9.98	75.03	75.03	1.00	North	North	North	North	North	North
Third	R11	Bedroom	W12	31.79	31.79	1.00	9.98	76.51	76.51	1.00	North	North	North	North	North	North
Third	R12	Bedroom	W13	32.22	32.22	1.00	9.98	77.7	77.7	1.00	North	North	North	North	North	North
Third	R13	Bedroom	W14	32.6	32.6	1.00	9.98	78.9	78.9	1.00	North	North	North	North	North	North
Third	R14	Bedroom	W15	33.12	33.12	1.00	9.98	86.57	86.57	1.00	North	North	North	North	North	North
Third	R15	Bedroom	W16	33.27	33.27	1.00	9.98	86.41	86.41	1.00	North	North	North	North	North	North
Third	R16	Bedroom	W17	33.45	33.45	1.00	9.98	86.29	86.29	1.00	North	North	North	North	North	North
Third	R17	LKD	W18	33.74	33.74	1.00	28.64	96.16	96.16	1.00	North	North	North	North	North	North
Third	R17	LKD	W19	38.37	38.37	1.00	28.64	96.16	96.16	1.00	88	88	1.00	29	29	1.00
Fourth	R1	LKD	W1	17.65	17.63	1.00	25.92	68.88	68.88	1.00	North	North	North	North	North	North
Fourth	R1	LKD	W2	19.9	19.9	1.00	25.92	68.88	68.88	1.00	North	North	North	North	North	North
Fourth	R2	Bedroom	W3	21.34	21.34	1.00	9.98	33.83	33.83	1.00	North	North	North	North	North	North
Fourth	R3	Bedroom	W4	22.86	22.86	1.00	9.98	38.11	38.11	1.00	North	North	North	North	North	North
Fourth	R4	Bedroom	W5	24.4	24.4	1.00	9.98	42.36	42.36	1.00	North	North	North	North	North	North
Fourth	R5	Bedroom	W6	25.55	25.55	1.00	9.98	40.76	40.76	1.00	North	North	North	North	North	North
Fourth	R6	Bedroom	W7	27.11	27.11	1.00	9.98	46.23	46.23	1.00	North	North	North	North	North	North
Fourth	R7	Bedroom	W8	28.55	28.55	1.00	9.98	54.86	54.86	1.00	North	North	North	North	North	North
Fourth	R8	Circulation	W9	30.14	30.14	1.00	15.36	100	100	1.00	North	North	North	North	North	North
Fourth	R9	Bedroom	W10	31.98	31.98	1.00	9.98	86.18	86.18	1.00	North	North	North	North	North	North
Fourth	R10	Bedroom	W11	32.46	32.46	1.00	9.98	86.23	86.23	1.00	North	North	North	North	North	North
Fourth	R11	Bedroom	W12	32.9	32.9	1.00	9.98	86.36	86.36	1.00	North	North	North	North	North	North
Fourth	R12	Bedroom	W13	33.27	33.27	1.00	9.98	86.27	86.27	1.00	North	North	North	North	North	North
Fourth	R13	Bedroom	W14	33.59	33.59	1.00	9.98	86.11	86.11	1.00	North	North	North	North	North	North
Fourth	R14	Bedroom	W15	33.96	33.96	1.00	9.98	86.62	86.62	1.00	North	North	North	North	North	North
Fourth	R15	Bedroom	W16	34.19	34.19	1.00	9.98	86.62	86.62	1.00	North	North	North	North	North	North
Fourth	R16	Bedroom	W17	34.34	34.34	1.00	9.98	86.48	86.48	1.00	North	North	North	North	North	North
Fourth	R17	LKD	W18	34.61	34.61	1.00	28.64	97.05	97.05	1.00	North	North	North	North	North	North
Fourth	R17	LKD	W19	38.97	38.97	1.00	28.64	97.05	97.05	1.00	89	89	1.00	30	30	1.00
Fifth	R1	LKD	W1	19.98	19.95	1.00	20.7	59.19	59.19	1.00	North	North	North	North	North	North

Daylight\_Sunlight Analysis Table  
Surroundings

				Vertical Sky Component			No Skyline				Annual Probable Sunlight Hours					
Address/Floor	Room Ref	Room Usage	Window Ref	Existing VSC %	Proposed VSC %	Ratio Proposed /Existing VSC	Room Area m <sup>2</sup>	Existing NSC %	Proposed NSC %	Ratio Proposed /Existing NSC	Existing Sunlight Annual%	Proposed Sunlight Annual%	Ratio Proposed /Existing Annual	Existing Sunlight Winter%	Proposed Sunlight Winter%	Ratio Proposed /Existing Winter
Fifth	R1	LKD	W2	21.27	21.27	1.00	20.7	59.19	59.19	1.00	North	North	North	North	North	North
Fifth	R2	Bedroom	W3	23.24	23.24	1.00	9.98	45.84	45.84	1.00	North	North	North	North	North	North
Fifth	R3	Bedroom	W4	24.45	24.45	1.00	9.98	35.49	35.49	1.00	North	North	North	North	North	North
Fifth	R4	Bedroom	W5	26.1	26.1	1.00	9.98	46.53	46.53	1.00	North	North	North	North	North	North
Fifth	R5	Bedroom	W6	27.73	27.73	1.00	9.98	85.41	85.41	1.00	North	North	North	North	North	North
Fifth	R6	Bedroom	W7	29.15	29.15	1.00	9.98	86.03	86.03	1.00	North	North	North	North	North	North
Fifth	R7	Bedroom	W8	30.43	30.43	1.00	9.98	86	86	1.00	North	North	North	North	North	North
Fifth	R8	Circulation	W9	31.19	31.19	1.00	15.36	100	100	1.00	North	North	North	North	North	North
Fifth	R9	Bedroom	W10	32.83	32.83	1.00	9.98	76.89	76.89	1.00	North	North	North	North	North	North
Fifth	R10	Bedroom	W11	33.29	33.29	1.00	9.98	78.5	78.5	1.00	North	North	North	North	North	North
Fifth	R11	Bedroom	W12	33.7	33.7	1.00	9.98	80.58	80.58	1.00	North	North	North	North	North	North
Fifth	R12	Bedroom	W13	34.05	34.04	1.00	9.98	81.93	81.93	1.00	North	North	North	North	North	North
Fifth	R13	Bedroom	W14	34.35	34.35	1.00	9.98	82.31	82.31	1.00	North	North	North	North	North	North
Fifth	R14	Bedroom	W15	34.8	34.8	1.00	9.98	87.69	87.69	1.00	North	North	North	North	North	North
Fifth	R15	Bedroom	W16	35	35	1.00	9.98	87.9	87.9	1.00	North	North	North	North	North	North
Fifth	R16	Bedroom	W17	35.09	35.09	1.00	9.98	87.25	87.25	1.00	North	North	North	North	North	North
Fifth	R17	LKD	W18	35.27	35.27	1.00	20.72	99.62	99.62	1.00	North	North	North	North	North	North
Fifth	R17	LKD	W19	39.33	39.33	1.00	20.72	99.62	99.62	1.00	89	89	1.00	30	30	1.00
Sixth	R1	Bedroom	W1	25.35	25.35	1.00	19.73	65.77	65.77	1.00	North	North	North	North	North	North
Sixth	R1	Bedroom	W2	26.73	26.73	1.00	19.73	65.77	65.77	1.00	North	North	North	North	North	North
Sixth	R2	Bedroom	W3	28.06	28.06	1.00	19.73	83.07	83.07	1.00	North	North	North	North	North	North
Sixth	R2	Bedroom	W4	29.3	29.3	1.00	19.73	83.07	83.07	1.00	North	North	North	North	North	North
Sixth	R3	Bedroom	W5	30.53	30.53	1.00	19.73	93.31	93.31	1.00	North	North	North	North	North	North
Sixth	R3	Bedroom	W6	30.67	30.67	1.00	19.73	93.31	93.31	1.00	North	North	North	North	North	North
Sixth	R4	Circulation	W7	29.77	29.77	1.00	15.36	100	100	1.00	North	North	North	North	North	North
Sixth	R5	Bedroom	W8	32.91	32.91	1.00	19.73	94.32	94.32	1.00	North	North	North	North	North	North
Sixth	R5	Bedroom	W9	34.36	34.36	1.00	19.73	94.32	94.32	1.00	North	North	North	North	North	North
Sixth	R6	Bedroom	W10	34.71	34.71	1.00	19.73	98.44	98.44	1.00	North	North	North	North	North	North
Sixth	R6	Bedroom	W11	34.98	34.98	1.00	19.73	98.44	98.44	1.00	North	North	North	North	North	North
Mezzanine	R1	Garage	W1	8.86	8.86	1.00	37.09	84.73	84.73	1.00	North	North	North	North	North	North
Ground	R2	Lobby	W1	16.31	16.31	1.00	58.48	100	100	1.00	#N/A	#N/A	#N/A	#N/A	#N/A	#N/A
Ground	R3	Commercial-Sh	W2	26.19	26.19	1.00	#N/A	#N/A	#N/A	#N/A	#N/A	#N/A	#N/A	#N/A	#N/A	#N/A
11-13 St Pancras Way B																
First	R1	LKD	W1	9.99	9.99	1.00	20.68	36.88	36.88	1.00	North	North	North	North	North	North
First	R1	LKD	W2	16.96	16.96	1.00	20.68	36.88	36.88	1.00	North	North	North	North	North	North
First	R2	Bedroom	W3	16.79	16.79	1.00	9.98	43.16	43.16	1.00	North	North	North	North	North	North
First	R3	Bedroom	W4	16.97	16.97	1.00	9.98	42.59	42.59	1.00	North	North	North	North	North	North
First	R4	Bedroom	W5	16.81	16.81	1.00	9.98	41.21	41.21	1.00	North	North	North	North	North	North
First	R5	Bedroom	W6	16.24	16.24	1.00	9.98	43.68	43.68	1.00	North	North	North	North	North	North
First	R6	Bedroom	W7	14.97	14.97	1.00	9.98	41.2	41.2	1.00	North	North	North	North	North	North
First	R7	Bedroom	W8	11.04	11.04	1.00	9.98	25.27	25.27	1.00	North	North	North	North	North	North
First	R8	Circulation	W9	15.61	15.61	1.00	13.64	100	100	1.00	North	North	North	North	North	North
First	R9	Bedroom	W10	13.67	13.67	1.00	10.92	34.94	34.94	1.00	North	North	North	North	North	North
First	R10	LKD	W11	14.53	14.53	1.00	16.89	22.91	22.91	1.00	North	North	North	North	North	North
First	R11	Bedroom	W12	13.88	13.88	1.00	9.96	28.41	28.41	1.00	North	North	North	North	North	North
First	R12	Bedroom	W13	11.85	11.85	1.00	9.98	27.86	27.86	1.00	North	North	North	North	North	North



Daylight\_Sunlight Analysis Table  
Surroundings

				Vertical Sky Component			No Skyline				Annual Probable Sunlight Hours					
Address/Floor	Room Ref	Room Usage	Window Ref	Existing VSC %	Proposed VSC %	Ratio Proposed /Existing VSC	Room Area m <sup>2</sup>	Existing NSC %	Proposed NSC %	Ratio Proposed /Existing NSC	Existing Sunlight Annual%	Proposed Sunlight Annual%	Ratio Proposed /Existing Annual	Existing Sunlight Winter%	Proposed Sunlight Winter%	Ratio Proposed /Existing Winter
First	R13	Bedroom	W14	10.12	10.12	1.00	9.98	18.29	18.29	1.00	North	North	North	North	North	North
Second	R1	LKD	W1	12.16	12.16	1.00	20.68	42.63	42.63	1.00	North	North	North	North	North	North
Second	R1	LKD	W2	18.7	18.7	1.00	20.68	42.63	42.63	1.00	North	North	North	North	North	North
Second	R2	Bedroom	W3	17.45	17.45	1.00	9.98	46.33	46.33	1.00	North	North	North	North	North	North
Second	R3	Bedroom	W4	17.5	17.5	1.00	9.98	44.94	44.94	1.00	North	North	North	North	North	North
Second	R4	Bedroom	W5	17.36	17.36	1.00	9.98	44.13	44.13	1.00	North	North	North	North	North	North
Second	R5	Bedroom	W6	16.93	16.93	1.00	9.98	26.46	26.46	1.00	North	North	North	North	North	North
Second	R6	Bedroom	W7	14.86	14.86	1.00	9.98	24.05	24.05	1.00	North	North	North	North	North	North
Second	R7	Bedroom	W8	11.81	11.81	1.00	9.98	27.52	27.52	1.00	North	North	North	North	North	North
Second	R8	Circulation	W9	17.22	17.21	1.00	13.64	100	100	1.00	North	North	North	North	North	North
Second	R9	Bedroom	W10	10.4	10.4	1.00	9.98	21.03	21.03	1.00	North	North	North	North	North	North
Second	R10	Bedroom	W11	15.64	15.64	1.00	9.98	30.47	30.47	1.00	North	North	North	North	North	North
Second	R11	Bedroom	W12	15.81	15.81	1.00	9.98	31.26	31.26	1.00	North	North	North	North	North	North
Second	R12	Bedroom	W13	14.82	14.82	1.00	9.98	31.9	31.9	1.00	North	North	North	North	North	North
Second	R13	Bedroom	W14	13.14	13.14	1.00	9.98	29.66	29.66	1.00	North	North	North	North	North	North
Second	R14	Bedroom	W15	11.34	11.34	1.00	9.98	22.2	22.2	1.00	North	North	North	North	North	North
Second	R15	LKD	W16	8.76	8.76	1.00	20.7	11.33	11.33	1.00	North	North	North	North	North	North
Third	R1	LKD	W1	14.34	14.34	1.00	20.68	50.39	50.39	1.00	North	North	North	North	North	North
Third	R1	LKD	W2	20.54	20.54	1.00	20.68	50.39	50.39	1.00	North	North	North	North	North	North
Third	R2	Bedroom	W3	20.76	20.76	1.00	9.98	39.76	39.76	1.00	North	North	North	North	North	North
Third	R3	Bedroom	W4	20.67	20.67	1.00	9.98	48.79	48.79	1.00	North	North	North	North	North	North
Third	R4	Bedroom	W5	20.42	20.42	1.00	9.98	43.72	43.72	1.00	North	North	North	North	North	North
Third	R5	Bedroom	W6	19.77	19.77	1.00	9.98	38.49	38.49	1.00	North	North	North	North	North	North
Third	R6	Bedroom	W7	18.63	18.63	1.00	9.98	35.13	35.13	1.00	North	North	North	North	North	North
Third	R7	Bedroom	W8	13.89	13.88	1.00	9.98	21.75	21.75	1.00	North	North	North	North	North	North
Third	R8	Circulation	W9	18.97	18.97	1.00	13.64	100	100	1.00	North	North	North	North	North	North
Third	R9	Bedroom	W10	12.6	12.6	1.00	9.98	16.44	16.44	1.00	North	North	North	North	North	North
Third	R10	Bedroom	W11	17.76	17.76	1.00	9.98	22.74	22.74	1.00	North	North	North	North	North	North
Third	R11	Bedroom	W12	18.78	18.78	1.00	9.98	22.27	22.27	1.00	North	North	North	North	North	North
Third	R12	Bedroom	W13	18.39	18.39	1.00	9.98	21.45	21.45	1.00	North	North	North	North	North	North
Third	R13	Bedroom	W14	16.5	16.5	1.00	9.98	24.51	24.51	1.00	North	North	North	North	North	North
Third	R14	Bedroom	W15	14.2	14.2	1.00	9.98	17.92	17.92	1.00	North	North	North	North	North	North
Third	R15	LKD	W16	10.29	10.29	1.00	20.7	13.02	13.02	1.00	North	North	North	North	North	North
Fourth	R1	LKD	W1	6.82	6.82	1.00	20.68	50.47	50.47	1.00	North	North	North	North	North	North
Fourth	R1	LKD	W2	22.47	22.47	1.00	20.68	50.47	50.47	1.00	North	North	North	North	North	North
Fourth	R2	Bedroom	W3	22.64	22.64	1.00	9.98	42.97	42.97	1.00	North	North	North	North	North	North
Fourth	R3	Bedroom	W4	22.47	22.47	1.00	9.98	41.36	41.36	1.00	North	North	North	North	North	North
Fourth	R4	Bedroom	W5	22.25	22.25	1.00	9.98	40.14	40.14	1.00	North	North	North	North	North	North
Fourth	R5	Bedroom	W6	21.28	21.28	1.00	9.98	23.47	23.47	1.00	North	North	North	North	North	North
Fourth	R6	Bedroom	W7	19.44	19.44	1.00	9.98	22.44	22.44	1.00	North	North	North	North	North	North
Fourth	R7	Bedroom	W8	15.32	15.32	1.00	9.98	25.36	25.36	1.00	North	North	North	North	North	North
Fourth	R8	Circulation	W9	20.91	20.91	1.00	13.64	100	100	1.00	North	North	North	North	North	North
Fourth	R9	Bedroom	W10	14.28	14.28	1.00	9.98	20.45	20.45	1.00	North	North	North	North	North	North
Fourth	R10	Bedroom	W11	20.58	20.58	1.00	9.98	26.28	26.28	1.00	North	North	North	North	North	North
Fourth	R11	Bedroom	W12	21.2	21.2	1.00	9.98	28.92	28.92	1.00	North	North	North	North	North	North
Fourth	R12	Bedroom	W13	20.92	20.92	1.00	9.98	31.38	31.38	1.00	North	North	North	North	North	North

Daylight\_Sunlight Analysis Table  
Surroundings

				Vertical Sky Component			No Skyline				Annual Probable Sunlight Hours					
Address/Floor	Room Ref	Room Usage	Window Ref	Existing VSC %	Proposed VSC %	Ratio Proposed /Existing VSC	Room Area m <sup>2</sup>	Existing NSC %	Proposed NSC %	Ratio Proposed /Existing NSC	Existing Sunlight Annual%	Proposed Sunlight Annual%	Ratio Proposed /Existing Annual	Existing Sunlight Winter%	Proposed Sunlight Winter%	Ratio Proposed /Existing Winter
Fourth	R13	Bedroom	W14	19.98	19.98	1.00	9.98	28.72	28.72	1.00	North	North	North	North	North	North
Fourth	R14	Bedroom	W15	17.64	17.64	1.00	9.98	27.33	27.33	1.00	North	North	North	North	North	North
Fourth	R15	LKD	W16	12.76	12.76	1.00	20.7	16.65	16.65	1.00	North	North	North	North	North	North
Fifth	R1	LKD	W1	24.18	24.18	1.00	25.96	67.14	67.14	1.00	North	North	North	North	North	North
Fifth	R1	LKD	W2	24.42	24.42	1.00	25.96	67.14	67.14	1.00	North	North	North	North	North	North
Fifth	R2	Bedroom	W3	24.6	24.6	1.00	9.98	47.38	47.38	1.00	North	North	North	North	North	North
Fifth	R3	Bedroom	W4	24.44	24.44	1.00	9.98	44.99	44.99	1.00	North	North	North	North	North	North
Fifth	R4	Bedroom	W5	24.23	24.23	1.00	9.98	43.53	43.53	1.00	North	North	North	North	North	North
Fifth	R5	Bedroom	W6	23.57	23.57	1.00	9.98	45.71	45.71	1.00	North	North	North	North	North	North
Fifth	R6	Bedroom	W7	22.4	22.4	1.00	9.98	41.25	41.25	1.00	North	North	North	North	North	North
Fifth	R7	Bedroom	W8	16.88	16.88	1.00	9.98	29.31	29.31	1.00	North	North	North	North	North	North
Fifth	R8	Circulation	W9	23.06	23.06	1.00	13.64	100	100	1.00	North	North	North	North	North	North
Fifth	R9	Bedroom	W10	16.13	16.13	1.00	9.98	25.52	25.52	1.00	North	North	North	North	North	North
Fifth	R10	Bedroom	W11	22.02	22.02	1.00	9.98	29.5	29.5	1.00	North	North	North	North	North	North
Fifth	R11	Bedroom	W12	23.6	23.6	1.00	9.98	28.99	28.99	1.00	North	North	North	North	North	North
Fifth	R12	Bedroom	W13	23.98	23.98	1.00	9.98	28.78	28.78	1.00	North	North	North	North	North	North
Fifth	R13	Bedroom	W14	23.72	23.72	1.00	9.98	34.21	34.21	1.00	North	North	North	North	North	North
Fifth	R14	Bedroom	W15	22.69	22.69	1.00	9.98	36.9	36.9	1.00	North	North	North	North	North	North
Fifth	R15	LKD	W16	17.22	17.22	1.00	20.7	25.29	25.29	1.00	North	North	North	North	North	North
Sixth	R1	LKD	W1	29.31	29.23	1.00	25.96	70.59	70.59	1.00	North	North	North	North	North	North
Sixth	R1	LKD	W2	26.7	26.69	1.00	25.96	70.59	70.59	1.00	North	North	North	North	North	North
Sixth	R2	Bedroom	W3	26.62	26.61	1.00	9.98	52.24	52.24	1.00	North	North	North	North	North	North
Sixth	R3	Bedroom	W4	26.48	26.48	1.00	9.98	50.92	50.92	1.00	North	North	North	North	North	North
Sixth	R4	Bedroom	W5	26.3	26.3	1.00	9.98	48.74	48.74	1.00	North	North	North	North	North	North
Sixth	R5	Bedroom	W6	25.34	25.33	1.00	9.98	36.58	36.58	1.00	North	North	North	North	North	North
Sixth	R6	Bedroom	W7	23.49	23.49	1.00	9.98	36	36	1.00	North	North	North	North	North	North
Sixth	R7	Bedroom	W8	18.57	18.56	1.00	9.98	36.71	36.71	1.00	North	North	North	North	North	North
Sixth	R8	Circulation	W9	25.42	25.42	1.00	13.64	100	100	1.00	North	North	North	North	North	North
Sixth	R9	Bedroom	W10	18.14	18.14	1.00	9.98	33.95	33.95	1.00	North	North	North	North	North	North
Sixth	R10	Bedroom	W11	25.39	25.39	1.00	9.98	39.02	39.02	1.00	North	North	North	North	North	North
Sixth	R11	Bedroom	W12	26.57	26.57	1.00	9.98	41.11	41.11	1.00	North	North	North	North	North	North
Sixth	R12	Bedroom	W13	27.11	27.11	1.00	9.98	43.74	43.74	1.00	North	North	North	North	North	North
Sixth	R13	Bedroom	W14	27.35	27.35	1.00	9.98	42.33	42.33	1.00	North	North	North	North	North	North
Sixth	R14	Bedroom	W15	27.38	27.37	1.00	9.98	45.06	45.06	1.00	North	North	North	North	North	North
Sixth	R15	LKD	W16	26.58	26.58	1.00	20.7	74.76	74.76	1.00	North	North	North	North	North	North
Sixth	R15	LKD	W17	23.54	23.54	1.00	20.7	74.76	74.76	1.00	61	61	1.00	9	9	1.00
Seventh	R1	LKD	W1	33.67	33.59	1.00	20.68	66.19	66.19	1.00	North	North	North	North	North	North
Seventh	R1	LKD	W2	28.44	28.43	1.00	20.68	66.19	66.19	1.00	North	North	North	North	North	North
Seventh	R2	Bedroom	W3	28.64	28.63	1.00	9.98	57.92	57.92	1.00	North	North	North	North	North	North
Seventh	R3	Bedroom	W4	28.55	28.54	1.00	9.98	56.56	56.56	1.00	North	North	North	North	North	North
Seventh	R4	Bedroom	W5	28.42	28.41	1.00	9.98	54.43	54.43	1.00	North	North	North	North	North	North
Seventh	R5	Bedroom	W6	28.1	28.09	1.00	9.98	47.45	47.45	1.00	North	North	North	North	North	North
Seventh	R6	Bedroom	W7	26.75	26.74	1.00	9.98	46.41	46.41	1.00	North	North	North	North	North	North
Seventh	R7	Bedroom	W8	20.7	20.7	1.00	9.98	43.99	43.99	1.00	North	North	North	North	North	North
Seventh	R8	Circulation	W9	27.91	27.91	1.00	13.64	100	100	1.00	North	North	North	North	North	North
Seventh	R9	Bedroom	W10	20.49	20.49	1.00	9.98	44.18	44.18	1.00	North	North	North	North	North	North



Daylight\_Sunlight Analysis Table  
Surroundings

				Vertical Sky Component			No Skyline				Annual Probable Sunlight Hours					
Address/Floor	Room Ref	Room Usage	Window Ref	Existing VSC %	Proposed VSC %	Ratio Proposed /Existing VSC	Room Area m <sup>2</sup>	Existing NSC %	Proposed NSC %	Ratio Proposed /Existing NSC	Existing Sunlight Annual%	Proposed Sunlight Annual%	Ratio Proposed /Existing Annual	Existing Sunlight Winter%	Proposed Sunlight Winter%	Ratio Proposed /Existing Winter
Seventh	R10	Bedroom	W11	27.78	27.78	1.00	9.98	48.16	48.16	1.00	North	North	North	North	North	North
Seventh	R11	Bedroom	W12	29.3	29.3	1.00	9.98	48.9	48.9	1.00	North	North	North	North	North	North
Seventh	R12	Bedroom	W13	29.96	29.96	1.00	9.98	50.07	50.07	1.00	North	North	North	North	North	North
Seventh	R13	Bedroom	W14	30.41	30.41	1.00	9.98	52.24	52.24	1.00	North	North	North	North	North	North
Seventh	R14	Bedroom	W15	30.78	30.78	1.00	9.98	55.06	55.06	1.00	North	North	North	North	North	North
Seventh	R15	LKD	W16	30.96	30.96	1.00	20.7	82.03	82.03	1.00	North	North	North	North	North	North
Seventh	R15	LKD	W17	39.08	39.08	1.00	20.7	82.03	82.03	1.00	84	84	1.00	30	30	1.00
Eighth	R1	LKD	W1	36.66	36.59	1.00	20.68	69.26	69.26	1.00	North	North	North	North	North	North
Eighth	R1	LKD	W2	30.36	30.36	1.00	20.68	69.26	69.26	1.00	North	North	North	North	North	North
Eighth	R2	Bedroom	W3	30.6	30.59	1.00	9.98	69.87	69.87	1.00	North	North	North	North	North	North
Eighth	R3	Bedroom	W4	30.6	30.59	1.00	9.98	69.92	69.92	1.00	North	North	North	North	North	North
Eighth	R4	Bedroom	W5	30.51	30.51	1.00	9.98	65.44	65.44	1.00	North	North	North	North	North	North
Eighth	R5	Bedroom	W6	30.26	30.25	1.00	9.98	55.94	55.94	1.00	North	North	North	North	North	North
Eighth	R6	Bedroom	W7	29.02	29.02	1.00	9.98	55.95	55.95	1.00	North	North	North	North	North	North
Eighth	R7	Bedroom	W8	22.47	22.47	1.00	9.98	54.32	54.32	1.00	North	North	North	North	North	North
Eighth	R8	Circulation	W9	30.16	30.16	1.00	13.64	100	100	1.00	North	North	North	North	North	North
Eighth	R9	Bedroom	W10	22.17	22.17	1.00	9.98	57.83	57.83	1.00	North	North	North	North	North	North
Eighth	R10	Bedroom	W11	29.87	29.87	1.00	9.98	62.53	62.53	1.00	North	North	North	North	North	North
Eighth	R11	Bedroom	W12	31.29	31.29	1.00	9.98	63.71	63.71	1.00	North	North	North	North	North	North
Eighth	R12	Bedroom	W13	31.82	31.82	1.00	9.98	64.8	64.8	1.00	North	North	North	North	North	North
Eighth	R13	Bedroom	W14	32.17	32.17	1.00	9.98	66.12	66.12	1.00	North	North	North	North	North	North
Eighth	R14	Bedroom	W15	32.47	32.47	1.00	9.98	67.01	67.01	1.00	North	North	North	North	North	North
Eighth	R15	LKD	W16	32.64	32.64	1.00	20.7	82.08	82.08	1.00	North	North	North	North	North	North
Eighth	R15	LKD	W17	39.28	39.28	1.00	20.7	82.08	82.08	1.00	87	87	1.00	30	30	1.00
Ninth	R1	Bedroom	W1	32.27	32.27	1.00	19.72	91.98	91.98	1.00	North	North	North	North	North	North
Ninth	R1	Bedroom	W2	32.22	32.22	1.00	19.72	91.98	91.98	1.00	North	North	North	North	North	North
Ninth	R2	Bedroom	W3	32.16	32.16	1.00	19.72	89.41	89.41	1.00	North	North	North	North	North	North
Ninth	R2	Bedroom	W4	31.97	31.96	1.00	19.72	89.41	89.41	1.00	North	North	North	North	North	North
Ninth	R3	Bedroom	W5	30.99	30.99	1.00	19.72	80.46	80.46	1.00	North	North	North	North	North	North
Ninth	R3	Bedroom	W6	24.24	24.24	1.00	19.72	80.46	80.46	1.00	North	North	North	North	North	North
Ninth	R4	Circulation	W7	32.05	32.04	1.00	13.64	100	100	1.00	North	North	North	North	North	North
Ninth	R5	Bedroom	W8	24.01	24.01	1.00	19.72	78.05	78.05	1.00	North	North	North	North	North	North
Ninth	R5	Bedroom	W9	31.75	31.75	1.00	19.72	78.05	78.05	1.00	North	North	North	North	North	North
Ninth	R6	Bedroom	W10	32.85	32.85	1.00	19.72	86.02	86.02	1.00	North	North	North	North	North	North
Ninth	R6	Bedroom	W11	33.23	33.23	1.00	19.72	86.02	86.02	1.00	North	North	North	North	North	North
Ninth	R7	Bedroom	W12	33.51	33.51	1.00	19.72	88.42	88.42	1.00	North	North	North	North	North	North
Ninth	R7	Bedroom	W13	33.79	33.79	1.00	19.72	88.42	88.42	1.00	North	North	North	North	North	North
11-13 St Pancras Way C-D																
First	R1	LKD	W1	17.02	16.79	0.99	20.73	31.63	30.37	0.96	North	North	North	North	North	North
First	R1	LKD	W2	13.13	13	0.99	20.73	31.63	30.37	0.96	North	North	North	North	North	North
First	R2	Bedroom	W3	12.74	12.62	0.99	9.98	20.63	20.57	1.00	North	North	North	North	North	North
First	R3	Bedroom	W4	11.83	11.72	0.99	9.98	29.3	29.28	1.00	North	North	North	North	North	North
First	R4	Bedroom	W5	10.47	10.36	0.99	9.98	31.26	31.25	1.00	North	North	North	North	North	North
First	R5	Bedroom	W6	8.87	8.77	0.99	9.98	25.1	25.07	1.00	North	North	North	North	North	North
First	R6	Bedroom	W7	7.31	7.22	0.99	10.46	11.24	11.24	1.00	North	North	North	North	North	North
First	R7	Bedroom	W8	16.36	16.15	0.99	9.96	50.33	50.41	1.00	North	North	North	North	North	North

Daylight\_Sunlight Analysis Table  
Surroundings

				Vertical Sky Component			No Skyline				Annual Probable Sunlight Hours					
Address/Floor	Room Ref	Room Usage	Window Ref	Existing VSC %	Proposed VSC %	Ratio Proposed /Existing VSC	Room Area m <sup>2</sup>	Existing NSC %	Proposed NSC %	Ratio Proposed /Existing NSC	Existing Sunlight Annual%	Proposed Sunlight Annual%	Ratio Proposed /Existing Annual	Existing Sunlight Winter%	Proposed Sunlight Winter%	Ratio Proposed /Existing Winter
First	R8	Bedroom	W9	8.51	8.51	1.00	9.98	32.29	32.29	1.00	North	North	North	North	North	North
First	R9	Bedroom	W10	10.65	10.65	1.00	9.98	48.99	48.99	1.00	North	North	North	North	North	North
First	R10	Bedroom	W11	12.21	12.21	1.00	9.98	52.79	52.79	1.00	North	North	North	North	North	North
First	R11	Bedroom	W12	12.86	12.86	1.00	9.98	50.14	50.14	1.00	North	North	North	North	North	North
First	R12	Bedroom	W13	12.05	12.05	1.00	9.98	46.56	46.56	1.00	North	North	North	North	North	North
First	R13	LKD	W14	10.06	10.06	1.00	20.7	37.97	37.97	1.00	North	North	North	North	North	North
Second	R1	LKD	W1	17.67	17.41	0.99	20.73	37.13	35.47	0.96	North	North	North	North	North	North
Second	R1	LKD	W2	15.03	14.89	0.99	20.73	37.13	35.47	0.96	North	North	North	North	North	North
Second	R2	Bedroom	W3	14.72	14.58	0.99	9.98	23.07	23.05	1.00	North	North	North	North	North	North
Second	R3	Bedroom	W4	13.73	13.61	0.99	9.98	32.39	32.37	1.00	North	North	North	North	North	North
Second	R4	Bedroom	W5	12.18	12.07	0.99	9.98	33.82	33.81	1.00	North	North	North	North	North	North
Second	R5	Bedroom	W6	10.21	10.11	0.99	9.98	29.37	29.37	1.00	North	North	North	North	North	North
Second	R6	Bedroom	W7	8.18	8.08	0.99	10.46	13.78	13.78	1.00	North	North	North	North	North	North
Second	R7	Bedroom	W8	18.55	18.33	0.99	10.46	46.46	44.78	0.96	North	North	North	North	North	North
Second	R8	LKD	W9	2.01	2.01	1.00	20.39	81.44	81.44	1.00	North	North	North	North	North	North
Second	R8	LKD	W10	18.01	18.01	1.00	20.39	81.44	81.44	1.00	34	34	1.00	8	8	1.00
Second	R9	Bedroom	W11	16.75	16.75	1.00	9.98	64.39	64.39	1.00	33	33	1.00	7	7	1.00
Second	R10	Bedroom	W12	9.32	9.32	1.00	9.98	37.12	37.12	1.00	North	North	North	North	North	North
Second	R11	Bedroom	W13	11.9	11.9	1.00	9.98	52.97	52.97	1.00	North	North	North	North	North	North
Second	R12	Bedroom	W14	13.68	13.68	1.00	9.98	57.58	57.58	1.00	North	North	North	North	North	North
Second	R13	Bedroom	W15	14.29	14.29	1.00	9.98	54.47	54.47	1.00	North	North	North	North	North	North
Second	R14	Bedroom	W16	13.26	13.26	1.00	9.98	51.13	51.13	1.00	North	North	North	North	North	North
Second	R15	LKD	W17	10.86	10.86	1.00	20.7	40.84	40.84	1.00	North	North	North	North	North	North
Third	R1	LKD	W1	3.33	3.05	0.92	20.73	25.15	24.19	0.96	North	North	North	North	North	North
Third	R1	LKD	W2	17.23	17.06	0.99	20.73	25.15	24.19	0.96	North	North	North	North	North	North
Third	R2	Bedroom	W3	17.03	16.88	0.99	9.98	26.31	26.29	1.00	North	North	North	North	North	North
Third	R3	Bedroom	W4	16.09	15.95	0.99	9.98	34.67	34.66	1.00	North	North	North	North	North	North
Third	R4	Bedroom	W5	14.4	14.28	0.99	9.98	35.25	35.24	1.00	North	North	North	North	North	North
Third	R5	Bedroom	W6	11.85	11.74	0.99	9.98	33.18	33.18	1.00	North	North	North	North	North	North
Third	R6	Bedroom	W7	9.12	9.02	0.99	10.46	14.41	14.41	1.00	North	North	North	North	North	North
Third	R7	Bedroom	W8	20.5	20.25	0.99	10.46	49.27	49.27	1.00	North	North	North	North	North	North
Third	R8	LKD	W9	15.91	15.9	1.00	28.84	83.52	83.52	1.00	North	North	North	North	North	North
Third	R8	LKD	W10	20.04	20.04	1.00	28.84	83.52	83.52	1.00	40	40	1.00	8	8	1.00
Third	R9	Bedroom	W11	18.79	18.79	1.00	9.98	66.47	66.47	1.00	40	40	1.00	8	8	1.00
Third	R10	Bedroom	W12	10.27	10.27	1.00	9.98	40.32	40.32	1.00	North	North	North	North	North	North
Third	R11	Bedroom	W13	13.59	13.59	1.00	9.98	58.77	58.77	1.00	North	North	North	North	North	North
Third	R12	Bedroom	W14	15.68	15.68	1.00	9.98	63.17	63.17	1.00	North	North	North	North	North	North
Third	R13	Bedroom	W15	16.25	16.25	1.00	9.98	62.12	62.12	1.00	North	North	North	North	North	North
Third	R14	Bedroom	W16	14.9	14.9	1.00	9.98	58.05	58.05	1.00	North	North	North	North	North	North
Third	R15	LKD	W17	12.06	12.06	1.00	20.7	44.36	44.36	1.00	North	North	North	North	North	North
Fourth	R1	LKD	W1	26.79	26.46	0.99	28.61	50.48	48.55	0.96	North	North	North	North	North	North
Fourth	R1	LKD	W2	19.68	19.5	0.99	28.61	50.48	48.55	0.96	North	North	North	North	North	North
Fourth	R2	Bedroom	W3	19.79	19.63	0.99	9.98	28.66	28.65	1.00	North	North	North	North	North	North
Fourth	R3	Bedroom	W4	19.04	18.9	0.99	9.98	36.34	36.34	1.00	North	North	North	North	North	North
Fourth	R4	Bedroom	W5	17.46	17.32	0.99	9.98	37.87	37.86	1.00	North	North	North	North	North	North
Fourth	R5	Bedroom	W6	14.19	14.07	0.99	9.98	34.83	34.83	1.00	North	North	North	North	North	North



Daylight\_Sunlight Analysis Table  
Surroundings

				Vertical Sky Component			No Skyline				Annual Probable Sunlight Hours					
Address/Floor	Room Ref	Room Usage	Window Ref	Existing VSC %	Proposed VSC %	Ratio Proposed /Existing VSC	Room Area m <sup>2</sup>	Existing NSC %	Proposed NSC %	Ratio Proposed /Existing NSC	Existing Sunlight Annual%	Proposed Sunlight Annual%	Ratio Proposed /Existing Annual	Existing Sunlight Winter%	Proposed Sunlight Winter%	Ratio Proposed /Existing Winter
Fourth	R6	Bedroom	W7	10.28	10.18	0.99	10.46	17.07	17.07	1.00	North	North	North	North	North	North
Fourth	R7	Bedroom	W8	23.29	23.03	0.99	10.46	49.96	49.94	1.00	North	North	North	North	North	North
Fourth	R8	LKD	W9	17.42	17.41	1.00	28.84	73.42	73.42	1.00	North	North	North	North	North	North
Fourth	R8	LKD	W10	22.34	22.34	1.00	28.84	73.42	73.42	1.00	50	50	1.00	8	8	1.00
Fourth	R9	Bedroom	W11	21.69	21.69	1.00	9.98	69.65	69.65	1.00	48	48	1.00	8	8	1.00
Fourth	R10	Bedroom	W12	11.43	11.43	1.00	9.98	44.05	44.05	1.00	North	North	North	North	North	North
Fourth	R11	Bedroom	W13	16.08	16.08	1.00	9.98	64.76	64.76	1.00	North	North	North	North	North	North
Fourth	R12	Bedroom	W14	18.38	18.38	1.00	9.98	68.08	68.08	1.00	North	North	North	North	North	North
Fourth	R13	Bedroom	W15	18.75	18.75	1.00	9.98	67.66	67.66	1.00	North	North	North	North	North	North
Fourth	R14	Bedroom	W16	17.02	17.02	1.00	9.98	62.01	62.01	1.00	North	North	North	North	North	North
Fourth	R15	LKD	W17	13.43	13.43	1.00	20.7	49.33	49.33	1.00	North	North	North	North	North	North
Fifth	R1	LKD	W1	30.32	29.9	0.99	28.61	66.83	63.43	0.95	North	North	North	North	North	North
Fifth	R1	LKD	W2	22.95	22.76	0.99	28.61	66.83	63.43	0.95	North	North	North	North	North	North
Fifth	R2	Bedroom	W3	22.81	22.63	0.99	9.98	36.51	36.51	1.00	North	North	North	North	North	North
Fifth	R3	Bedroom	W4	22.45	22.3	0.99	9.98	43.38	43.37	1.00	North	North	North	North	North	North
Fifth	R4	Bedroom	W5	21.46	21.32	0.99	9.98	45.47	45.47	1.00	North	North	North	North	North	North
Fifth	R5	Bedroom	W6	17.85	17.74	0.99	9.98	43.11	43.11	1.00	North	North	North	North	North	North
Fifth	R6	Bedroom	W7	11.92	11.83	0.99	10.46	22.12	22.12	1.00	North	North	North	North	North	North
Fifth	R7	Bedroom	W8	26.01	25.75	0.99	10.46	54.68	54.68	1.00	North	North	North	North	North	North
Fifth	R8	LKD	W9	19.34	19.32	1.00	20.39	79.29	79.29	1.00	North	North	North	North	North	North
Fifth	R8	LKD	W10	25.64	25.64	1.00	20.39	79.29	79.29	1.00	63	63	1.00	13	13	1.00
Fifth	R9	Bedroom	W11	24.88	24.88	1.00	9.98	76.44	76.44	1.00	57	57	1.00	11	11	1.00
Fifth	R10	Bedroom	W12	13.19	13.19	1.00	9.98	49.21	49.21	1.00	North	North	North	North	North	North
Fifth	R11	Bedroom	W13	20.15	20.15	1.00	9.98	72.6	72.6	1.00	North	North	North	North	North	North
Fifth	R12	Bedroom	W14	22.01	22.01	1.00	9.98	73.16	73.16	1.00	North	North	North	North	North	North
Fifth	R13	Bedroom	W15	21.77	21.77	1.00	9.98	71.03	71.03	1.00	North	North	North	North	North	North
Fifth	R14	Bedroom	W16	19.51	19.51	1.00	9.98	67.11	67.11	1.00	North	North	North	North	North	North
Fifth	R15	LKD	W17	15.02	15.02	1.00	20.7	55.29	55.29	1.00	North	North	North	North	North	North
Sixth	R1	LKD	W1	33.69	33.29	0.99	20.73	67.17	64.63	0.96	North	North	North	North	North	North
Sixth	R1	LKD	W2	25.1	24.9	0.99	20.73	67.17	64.63	0.96	North	North	North	North	North	North
Sixth	R2	Bedroom	W3	25.52	25.36	0.99	9.98	42.77	42.77	1.00	North	North	North	North	North	North
Sixth	R3	Bedroom	W4	25.62	25.48	0.99	9.98	50.56	50.56	1.00	North	North	North	North	North	North
Sixth	R4	Bedroom	W5	25.64	25.51	1.00	9.98	53.83	53.83	1.00	North	North	North	North	North	North
Sixth	R5	Bedroom	W6	24.1	23.99	1.00	9.98	52.16	52.16	1.00	North	North	North	North	North	North
Sixth	R6	Bedroom	W7	17.01	16.92	0.99	10.46	35.51	35.51	1.00	North	North	North	North	North	North
Sixth	R7	Bedroom	W8	29.19	28.95	0.99	10.46	53.42	53.42	1.00	North	North	North	North	North	North
Sixth	R8	LKD	W9	21.33	21.32	1.00	20.39	93.92	93.92	1.00	North	North	North	North	North	North
Sixth	R8	LKD	W10	28.32	28.32	1.00	20.39	93.92	93.92	1.00	70	70	1.00	17	17	1.00
Sixth	R9	Bedroom	W11	28.22	28.22	1.00	9.98	80.8	80.8	1.00	69	69	1.00	17	17	1.00
Sixth	R10	Bedroom	W12	20.14	20.14	1.00	9.98	71.05	71.05	1.00	North	North	North	North	North	North
Sixth	R11	Bedroom	W13	26.48	26.48	1.00	9.98	79.74	79.74	1.00	North	North	North	North	North	North
Sixth	R12	Bedroom	W14	25.93	25.93	1.00	9.98	76.27	76.27	1.00	North	North	North	North	North	North
Sixth	R13	Bedroom	W15	24.77	24.77	1.00	9.98	74	74	1.00	North	North	North	North	North	North
Sixth	R14	Bedroom	W16	22.06	22.04	1.00	9.98	70.44	70.44	1.00	North	North	North	North	North	North
Sixth	R15	LKD	W17	17.15	17.13	1.00	20.7	59.73	59.72	1.00	North	North	North	North	North	North
Seventh	R1	Bedroom	W1	27.74	27.59	0.99	19.73	67	67	1.00	North	North	North	North	North	North

Daylight\_Sunlight Analysis Table  
Surroundings

				Vertical Sky Component			No Skyline				Annual Probable Sunlight Hours					
Address/Floor	Room Ref	Room Usage	Window Ref	Existing VSC %	Proposed VSC %	Ratio Proposed /Existing VSC	Room Area m <sup>2</sup>	Existing NSC %	Proposed NSC %	Ratio Proposed /Existing NSC	Existing Sunlight Annual%	Proposed Sunlight Annual%	Ratio Proposed /Existing Annual	Existing Sunlight Winter%	Proposed Sunlight Winter%	Ratio Proposed /Existing Winter
Seventh	R1	Bedroom	W2	27.81	27.68	1.00	19.73	67	67	1.00	North	North	North	North	North	North
Seventh	R2	Bedroom	W3	27.86	27.75	1.00	19.73	71.01	71.01	1.00	North	North	North	North	North	North
Seventh	R2	Bedroom	W4	27.92	27.83	1.00	19.73	71.01	71.01	1.00	North	North	North	North	North	North
15-23 St Pancras Way																
Below Ground	R1	Plant Room	W1	4.92	4.83	0.98	19.4	0	0	1.00	North	North	North	North	North	North
Below Ground	R2	Plant Room	W2	4.26	4.18	0.98	13.84	12.78	12.72	1.00	North	North	North	North	North	North
Below Ground	R2	Plant Room	W3	5.67	5.56	0.98	13.84	12.78	12.72	1.00	North	North	North	North	North	North
Below Ground	R2	Plant Room	W4	12.01	12.01	1.00	13.84	12.78	12.72	1.00	31	31	1.00	2	2	1.00
Below Ground	R3	Plant Room	W5	11.65	11.65	1.00	6.91	16.85	16.85	1.00	28	28	1.00	3	3	1.00
Ground	R1	Office	W1	27.64	27.6	1.00	210.34	66.59	66.54	1.00	North	North	North	North	North	North
Ground	R1	Office	W2	17.96	17.93	1.00	210.34	66.59	66.54	1.00	North	North	North	North	North	North
Ground	R1	Office	W3	5.92	5.78	0.98	210.34	66.59	66.54	1.00	North	North	North	North	North	North
Ground	R1	Office	W4	6.15	6.01	0.98	210.34	66.59	66.54	1.00	North	North	North	North	North	North
Ground	R1	Office	W5	6.1	5.96	0.98	210.34	66.59	66.54	1.00	North	North	North	North	North	North
Ground	R1	Office	W6	6.14	6	0.98	210.34	66.59	66.54	1.00	North	North	North	North	North	North
Ground	R1	Office	W7	6.29	6.17	0.98	210.34	66.59	66.54	1.00	North	North	North	North	North	North
Ground	R1	Office	W8	6.05	5.9	0.98	210.34	66.59	66.54	1.00	North	North	North	North	North	North
Ground	R1	Office	W9	16.2	16.2	1.00	210.34	66.59	66.54	1.00	40	40	1.00	7	7	1.00
Ground	R1	Office	W10	17.08	17.08	1.00	210.34	66.59	66.54	1.00	34	34	1.00	5	5	1.00
Ground	R1	Office	W11	16.33	16.33	1.00	210.34	66.59	66.54	1.00	41	41	1.00	6	6	1.00
Ground	R1	Office	W12	16.48	16.48	1.00	210.34	66.59	66.54	1.00	40	40	1.00	6	6	1.00
First	R1	Office	W1	29.17	29.09	1.00	229.54	68.37	68.36	1.00	North	North	North	North	North	North
First	R1	Office	W2	29.04	29	1.00	229.54	68.37	68.36	1.00	North	North	North	North	North	North
First	R1	Office	W3	7.28	7.04	0.97	229.54	68.37	68.36	1.00	North	North	North	North	North	North
First	R1	Office	W4	7.51	7.27	0.97	229.54	68.37	68.36	1.00	North	North	North	North	North	North
First	R1	Office	W5	7.45	7.21	0.97	229.54	68.37	68.36	1.00	North	North	North	North	North	North
First	R1	Office	W6	7.66	7.46	0.97	229.54	68.37	68.36	1.00	North	North	North	North	North	North
First	R1	Office	W7	7.41	7.19	0.97	229.54	68.37	68.36	1.00	North	North	North	North	North	North
First	R1	Office	W8	19.58	19.58	1.00	229.54	68.37	68.36	1.00	46	46	1.00	12	12	1.00
First	R1	Office	W9	19.7	19.7	1.00	229.54	68.37	68.36	1.00	38	38	1.00	8	8	1.00
First	R1	Office	W10	20.16	20.16	1.00	229.54	68.37	68.36	1.00	49	49	1.00	11	11	1.00
First	R1	Office	W11	20.24	20.24	1.00	229.54	68.37	68.36	1.00	48	48	1.00	10	10	1.00
Second	R1	Kitchen	W1	30.57	30.45	1.00	27.19	98.8	98.79	1.00	North	North	North	North	North	North
Second	R1	Kitchen	W2	30.69	30.6	1.00	27.19	98.8	98.79	1.00	North	North	North	North	North	North
Second	R1	Kitchen	W3	9.08	8.65	0.95	27.19	98.8	98.79	1.00	North	North	North	North	North	North
Second	R2	Bedroom	W4	9.37	8.95	0.95	10.77	19.18	17.95	0.94	North	North	North	North	North	North
Second	R3	Bedroom	W5	9.44	9.01	0.95	10.77	22.07	20.84	0.94	North	North	North	North	North	North
Second	R4	Bedroom	W6	9.48	9.06	0.96	10.77	21.83	20.67	0.95	North	North	North	North	North	North
Second	R5	Bedroom	W7	9.53	9.16	0.96	10.77	20.84	19.8	0.95	North	North	North	North	North	North
Second	R6	Kitchen	W8	9.18	8.84	0.96	32.22	88.54	88.5	1.00	North	North	North	North	North	North
Second	R6	Kitchen	W9	21.85	21.85	1.00	32.22	88.54	88.5	1.00	51	51	1.00	15	15	1.00
Second	R6	Kitchen	W10	21.81	21.81	1.00	32.22	88.54	88.5	1.00	42	42	1.00	11	11	1.00
Second	R7	Bedroom	W11	22.89	22.89	1.00	12.39	79.23	79.23	1.00	53	53	1.00	14	14	1.00
Third	R1	Kitchen	W1	31.65	31.47	0.99	27.19	98.8	98.8	1.00	North	North	North	North	North	North
Third	R1	Kitchen	W2	31.91	31.75	0.99	27.19	98.8	98.8	1.00	North	North	North	North	North	North
Third	R1	Kitchen	W3	11	10.34	0.94	27.19	98.8	98.8	1.00	North	North	North	North	North	North



Daylight\_Sunlight Analysis Table  
Surroundings

				Vertical Sky Component			No Skyline				Annual Probable Sunlight Hours					
Address/Floor	Room Ref	Room Usage	Window Ref	Existing VSC %	Proposed VSC %	Ratio Proposed /Existing VSC	Room Area m <sup>2</sup>	Existing NSC %	Proposed NSC %	Ratio Proposed /Existing NSC	Existing Sunlight Annual%	Proposed Sunlight Annual%	Ratio Proposed /Existing Annual	Existing Sunlight Winter%	Proposed Sunlight Winter%	Ratio Proposed /Existing Winter
Third	R2	Bedroom	W4	11.33	10.67	0.94	10.77	23.65	21.52	0.91	North	North	North	North	North	North
Third	R3	Bedroom	W5	11.4	10.74	0.94	10.77	26.06	24.11	0.93	North	North	North	North	North	North
Third	R4	Bedroom	W6	11.44	10.8	0.94	10.77	25.77	23.93	0.93	North	North	North	North	North	North
Third	R5	Bedroom	W7	11.48	10.89	0.95	10.77	25.07	23.27	0.93	North	North	North	North	North	North
Third	R6	Kitchen	W8	11.06	10.53	0.95	32.22	91.47	91.45	1.00	North	North	North	North	North	North
Third	R6	Kitchen	W9	23.84	23.84	1.00	32.22	91.47	91.45	1.00	54	54	1.00	17	17	1.00
Third	R6	Kitchen	W10	23.87	23.87	1.00	32.22	91.47	91.45	1.00	47	47	1.00	15	15	1.00
Third	R7	Bedroom	W11	25.06	25.06	1.00	12.39	89.76	89.76	1.00	57	57	1.00	17	17	1.00
Fourth	R1	Kitchen	W1	32.71	32.46	0.99	27.19	98.89	98.82	1.00	North	North	North	North	North	North
Fourth	R1	Kitchen	W2	33.03	32.77	0.99	27.19	98.89	98.82	1.00	North	North	North	North	North	North
Fourth	R1	Kitchen	W3	13.42	12.38	0.92	27.19	98.89	98.82	1.00	North	North	North	North	North	North
Fourth	R2	Bedroom	W4	13.82	12.78	0.92	10.77	29.56	26.41	0.89	North	North	North	North	North	North
Fourth	R3	Bedroom	W5	13.89	12.86	0.93	10.77	31.71	29.11	0.92	North	North	North	North	North	North
Fourth	R4	Bedroom	W6	13.92	12.93	0.93	10.77	31.62	28.49	0.90	North	North	North	North	North	North
Fourth	R5	Bedroom	W7	13.93	13.03	0.94	10.77	30.96	27.85	0.90	North	North	North	North	North	North
Fourth	R6	Kitchen	W8	13.37	12.6	0.94	32.22	92.44	92.44	1.00	North	North	North	North	North	North
Fourth	R6	Kitchen	W9	25.9	25.9	1.00	32.22	92.44	92.44	1.00	56	56	1.00	19	19	1.00
Fourth	R6	Kitchen	W10	25.99	25.99	1.00	32.22	92.44	92.44	1.00	51	51	1.00	18	18	1.00
Fourth	R7	Bedroom	W11	27.35	27.35	1.00	12.39	97.94	97.94	1.00	64	64	1.00	20	20	1.00
Fifth	R1	Kitchen	W1	33.84	33.5	0.99	27.19	98.97	98.93	1.00	North	North	North	North	North	North
Fifth	R1	Kitchen	W2	34.27	33.9	0.99	27.19	98.97	98.93	1.00	North	North	North	North	North	North
Fifth	R1	Kitchen	W3	16.49	14.91	0.90	27.19	98.97	98.93	1.00	North	North	North	North	North	North
Fifth	R2	Bedroom	W4	16.98	15.39	0.91	10.77	38.14	32.1	0.84	North	North	North	North	North	North
Fifth	R3	Bedroom	W5	17.03	15.48	0.91	10.77	40.67	36	0.89	North	North	North	North	North	North
Fifth	R4	Bedroom	W6	17.04	15.56	0.91	10.77	40.26	35.13	0.87	North	North	North	North	North	North
Fifth	R5	Bedroom	W7	17	15.65	0.92	10.77	39.41	34.24	0.87	North	North	North	North	North	North
Fifth	R6	Kitchen	W8	16.24	15.13	0.93	32.22	93.9	93.9	1.00	North	North	North	North	North	North
Fifth	R6	Kitchen	W9	27.99	27.99	1.00	32.22	93.9	93.9	1.00	61	61	1.00	22	22	1.00
Fifth	R6	Kitchen	W10	28.13	28.13	1.00	32.22	93.9	93.9	1.00	58	58	1.00	21	21	1.00
Fifth	R7	Bedroom	W11	29.63	29.63	1.00	12.39	99.53	99.53	1.00	67	67	1.00	22	22	1.00
Sixth	R1	Kitchen	W1	35.1	34.7	0.99	27.19	99.07	99	1.00	North	North	North	North	North	North
Sixth	R1	Kitchen	W2	35.6	35.09	0.99	27.19	99.07	99	1.00	North	North	North	North	North	North
Sixth	R1	Kitchen	W3	20.39	18.14	0.89	27.19	99.07	99	1.00	North	North	North	North	North	North
Sixth	R2	Bedroom	W4	20.87	18.58	0.89	10.77	51.03	40.47	0.79	North	North	North	North	North	North
Sixth	R3	Bedroom	W5	20.89	18.69	0.89	10.77	53.81	45.39	0.84	North	North	North	North	North	North
Sixth	R4	Bedroom	W6	20.87	18.77	0.90	10.77	53.57	44.56	0.83	North	North	North	North	North	North
Sixth	R5	Bedroom	W7	20.74	18.85	0.91	10.77	52.61	44.14	0.84	North	North	North	North	North	North
Sixth	R6	Kitchen	W8	19.79	18.28	0.92	32.22	96.21	96.21	1.00	North	North	North	North	North	North
Sixth	R6	Kitchen	W9	30.13	30.13	1.00	32.22	96.21	96.21	1.00	69	69	1.00	25	25	1.00
Sixth	R6	Kitchen	W10	30.36	30.36	1.00	32.22	96.21	96.21	1.00	60	60	1.00	22	22	1.00
Sixth	R7	Bedroom	W11	31.84	31.84	1.00	12.39	99.53	99.53	1.00	72	72	1.00	25	25	1.00
Canal Boat 1																
Ground	R1	Unknown	W1	17.52	17.44	1.00	29.9	77.36	77.32	1.00	29	28	0.97	3	3	1.00
Ground	R1	Unknown	W2	17.21	17.11	0.99	29.9	77.36	77.32	1.00	28	27	0.96	3	3	1.00
Ground	R1	Unknown	W3	16.83	16.73	0.99	29.9	77.36	77.32	1.00	29	28	0.97	3	3	1.00
Ground	R1	Unknown	W4	15.79	15.66	0.99	29.9	77.36	77.32	1.00	27	25	0.93	3	3	1.00

Daylight\_Sunlight Analysis Table  
Surroundings

				Vertical Sky Component			No Skyline				Annual Probable Sunlight Hours					
Address/Floor	Room Ref	Room Usage	Window Ref	Existing VSC %	Proposed VSC %	Ratio Proposed /Existing VSC	Room Area m <sup>2</sup>	Existing NSC %	Proposed NSC %	Ratio Proposed /Existing NSC	Existing Sunlight Annual%	Proposed Sunlight Annual%	Ratio Proposed /Existing Annual	Existing Sunlight Winter%	Proposed Sunlight Winter%	Ratio Proposed /Existing Winter
Ground	R1	Unknown	W5	15.42	15.26	0.99	29.9	77.36	77.32	1.00	24	23	0.96	3	3	1.00
Ground	R1	Unknown	W6	15.11	14.93	0.99	29.9	77.36	77.32	1.00	24	24	1.00	3	3	1.00
Ground	R1	Unknown	W7	20.73	20.73	1.00	29.9	77.36	77.32	1.00	North	North	North	North	North	North
Ground	R1	Unknown	W8	20.61	20.61	1.00	29.9	77.36	77.32	1.00	North	North	North	North	North	North
Ground	R1	Unknown	W9	20.48	20.48	1.00	29.9	77.36	77.32	1.00	North	North	North	North	North	North
Ground	R1	Unknown	W10	19.49	19.49	1.00	29.9	77.36	77.32	1.00	North	North	North	North	North	North
Ground	R1	Unknown	W11	19.4	19.4	1.00	29.9	77.36	77.32	1.00	North	North	North	North	North	North
Canal Boat 2																
Ground	R1	Unknown	W1	0.74	0.68	0.92	29.9	82.74	82.74	1.00	2	2	1.00	0	0	1.00
Ground	R1	Unknown	W2	0.74	0.7	0.94	29.9	82.74	82.74	1.00	1	1	1.00	0	0	1.00
Ground	R1	Unknown	W3	0.74	0.67	0.90	29.9	82.74	82.74	1.00	1	1	1.00	0	0	1.00
Ground	R1	Unknown	W4	0.68	0.64	0.94	29.9	82.74	82.74	1.00	0	0	1.00	0	0	1.00
Ground	R1	Unknown	W5	0.67	0.64	0.95	29.9	82.74	82.74	1.00	0	0	1.00	0	0	1.00
Ground	R1	Unknown	W6	0.66	0.61	0.92	29.9	82.74	82.74	1.00	0	0	1.00	0	0	1.00
Ground	R1	Unknown	W7	30.96	30.96	1.00	29.9	82.74	82.74	1.00	North	North	North	North	North	North
Ground	R1	Unknown	W8	30.83	30.83	1.00	29.9	82.74	82.74	1.00	North	North	North	North	North	North
Ground	R1	Unknown	W9	30.7	30.7	1.00	29.9	82.74	82.74	1.00	North	North	North	North	North	North
Ground	R1	Unknown	W10	30.24	30.24	1.00	29.9	82.74	82.74	1.00	North	North	North	North	North	North
Ground	R1	Unknown	W11	30.14	30.14	1.00	29.9	82.74	82.74	1.00	North	North	North	North	North	North
Canal Boat 3																
Ground	R1	Unknown	W1	1.11	1.09	0.98	14.55	84.74	84.74	1.00	3	3	1.00	1	1	1.00
Ground	R1	Unknown	W2	1.01	0.99	0.98	14.55	84.74	84.74	1.00	3	3	1.00	1	1	1.00
Ground	R1	Unknown	W3	0.9	0.88	0.98	14.55	84.74	84.74	1.00	3	3	1.00	1	1	1.00
Ground	R1	Unknown	W4	0.86	0.84	0.98	14.55	84.74	84.74	1.00	3	3	1.00	1	1	1.00
Ground	R1	Unknown	W5	0.82	0.8	0.98	14.55	84.74	84.74	1.00	3	3	1.00	1	1	1.00
Ground	R1	Unknown	W6	31.24	31.24	1.00	14.55	84.74	84.74	1.00	North	North	North	North	North	North
Ground	R1	Unknown	W7	31.46	31.46	1.00	14.55	84.74	84.74	1.00	North	North	North	North	North	North
Ground	R1	Unknown	W8	31.35	31.35	1.00	14.55	84.74	84.74	1.00	North	North	North	North	North	North
Ground	R1	Unknown	W9	31.46	31.45	1.00	14.55	84.74	84.74	1.00	North	North	North	North	North	North
Canal Boat 4																
Ground	R1	Unknown	W1	2.5	2.49	0.99	39.69	67.44	67.34	1.00	8	8	1.00	1	1	1.00
Ground	R1	Unknown	W2	2.55	2.54	1.00	39.69	67.44	67.34	1.00	8	8	1.00	1	1	1.00
Ground	R1	Unknown	W3	2.62	2.61	1.00	39.69	67.44	67.34	1.00	11	11	1.00	1	1	1.00
Ground	R1	Unknown	W4	2.72	2.71	1.00	39.69	67.44	67.34	1.00	10	10	1.00	1	1	1.00
Ground	R1	Unknown	W5	2.96	2.95	1.00	39.69	67.44	67.34	1.00	10	10	1.00	1	1	1.00
Ground	R1	Unknown	W6	4.47	4.46	1.00	39.69	67.44	67.34	1.00	14	14	1.00	3	3	1.00
Ground	R1	Unknown	W7	26.52	26.52	1.00	39.69	67.44	67.34	1.00	North	North	North	North	North	North
Ground	R1	Unknown	W8	26.43	26.43	1.00	39.69	67.44	67.34	1.00	North	North	North	North	North	North
Ground	R1	Unknown	W9	26.23	26.23	1.00	39.69	67.44	67.34	1.00	North	North	North	North	North	North
Ground	R1	Unknown	W10	26.25	26.25	1.00	39.69	67.44	67.34	1.00	North	North	North	North	North	North
Ground	R1	Unknown	W11	26.02	26.02	1.00	39.69	67.44	67.34	1.00	North	North	North	North	North	North
Ground	R1	Unknown	W12	25.79	25.79	1.00	39.69	67.44	67.34	1.00	North	North	North	North	North	North
Canal Boat 5																
Ground	R1	Unknown	W1	15.01	14.98	1.00	14.55	92.85	92.84	1.00	33	33	1.00	4	4	1.00
Ground	R1	Unknown	W2	14.57	14.55	1.00	14.55	92.85	92.84	1.00	32	32	1.00	5	5	1.00
Ground	R1	Unknown	W3	13.95	13.93	1.00	14.55	92.85	92.84	1.00	30	30	1.00	5	5	1.00



				Vertical Sky Component			No Skyline				Annual Probable Sunlight Hours					
Address/Floor	Room Ref	Room Usage	Window Ref	Existing VSC %	Proposed VSC %	Ratio Proposed /Existing VSC	Room Area m <sup>2</sup>	Existing NSC %	Proposed NSC %	Ratio Proposed /Existing NSC	Existing Sunlight Annual%	Proposed Sunlight Annual%	Ratio Proposed /Existing Annual	Existing Sunlight Winter%	Proposed Sunlight Winter%	Ratio Proposed /Existing Winter
Ground	R1	Unknown	W4	13.8	13.78	1.00	14.55	92.85	92.84	1.00	30	30	1.00	5	5	1.00
Ground	R1	Unknown	W5	13.71	13.69	1.00	14.55	92.85	92.84	1.00	31	31	1.00	4	4	1.00
Ground	R1	Unknown	W6	15.76	15.76	1.00	14.55	92.85	92.84	1.00	North	North	North	North	North	North
Ground	R1	Unknown	W7	13.7	13.7	1.00	14.55	92.85	92.84	1.00	North	North	North	North	North	North
Ground	R1	Unknown	W8	10.46	10.46	1.00	14.55	92.85	92.84	1.00	North	North	North	North	North	North
Ground	R1	Unknown	W9	10	10	1.00	14.55	92.85	92.84	1.00	North	North	North	North	North	North
Canal Boat 6																
Ground	R1	Unknown	W1	5.02	5.02	1.00	39.69	86.67	86.67	1.00	15	15	1.00	6	6	1.00
Ground	R1	Unknown	W2	5	5	1.00	39.69	86.67	86.67	1.00	16	16	1.00	5	5	1.00
Ground	R1	Unknown	W3	5.01	5.01	1.00	39.69	86.67	86.67	1.00	17	17	1.00	7	7	1.00
Ground	R1	Unknown	W4	5.03	5.03	1.00	39.69	86.67	86.67	1.00	17	17	1.00	6	6	1.00
Ground	R1	Unknown	W5	5.3	5.3	1.00	39.69	86.67	86.67	1.00	17	17	1.00	6	6	1.00
Ground	R1	Unknown	W6	5.57	5.57	1.00	39.69	86.67	86.67	1.00	18	18	1.00	6	6	1.00
Ground	R1	Unknown	W7	16.74	16.74	1.00	39.69	86.67	86.67	1.00	North	North	North	North	North	North
Ground	R1	Unknown	W8	17	17	1.00	39.69	86.67	86.67	1.00	North	North	North	North	North	North
Ground	R1	Unknown	W9	17.18	17.18	1.00	39.69	86.67	86.67	1.00	North	North	North	North	North	North
Ground	R1	Unknown	W10	17.29	17.29	1.00	39.69	86.67	86.67	1.00	North	North	North	North	North	North
Ground	R1	Unknown	W11	17.46	17.46	1.00	39.69	86.67	86.67	1.00	North	North	North	North	North	North
Ground	R1	Unknown	W12	17.59	17.59	1.00	39.69	86.67	86.67	1.00	North	North	North	North	North	North