

## Condition 4 - 12 Prince Arthur Road



To Discharge Application Ref: 2020/3442/P. RevA

1. Level as marked up on plans and elevations  
Typically they match the footpath level with a 1 in 20 fall to the rear.

## 2. Bin Store

### CLASSIC QUAD – PAINTED FREE IN YOUR COLOUR CHOICE



Quad Wheelie Bin Store, Top Quality...OUR BEST SELLER

Our Classic range store design can be painted in a choice of colours and delivered FREE.

Farrow & Ball colours are available please request specific shade at checkout.

Additional recycling box shelves, gas struts and installation available at check out.

Whether you need to accommodate your wheelie bins at the side or back of your home, your bespoke coloured quality cover will be the envy of your neighbours. Wheelie Bin Covers at front of your house will always retain its kerb-appeal with your bins conveniently handy yet subtly screened out of sight.

Bin lid connection to lid for automatic opening. Made from European FSC Certified Pine, treated to Adolit BQ1. Painted wheelie bin store delivered flat packed in your chosen colour.


Installation service available at check out.

NON STANDARD PLEASE CALL US

**Dimensions:**Width: 288 cm Depth: 85 cm Back height: 129 cm Front height: 119 cm

**Bin: Max 4 x 240 Lts**

<https://wheeliebinstore.co.uk/wheelie-bin-stores>



Colour Slate Grey

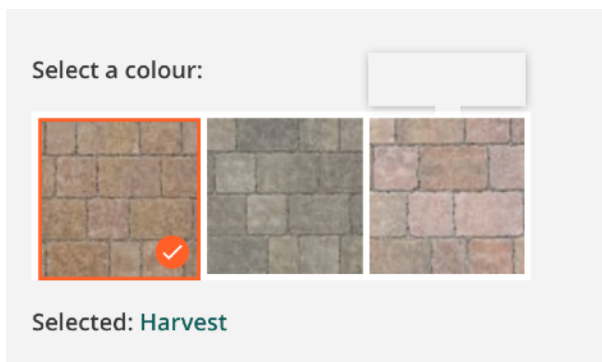

### 3. Hard Paving

Marshalls Drivesett Argent Priora block paving with grey boarder and bracken infill in a chevron laying pattern. This is permeable paving.

See plan for boarder layout and infill areas and colours.

The boarders have be included to break up the paving. Also the colour broken was chosen to contrast with he pavement grey paving slabs to have a clear demarcation between public and private.

See plan for layout.



Colour: Harvest

### 4. New Pier & Planter

To match the existing. Material is yellow stock brick with a concrete type copping. The copping to match.

The planter is created with 3 courses of the yellow stock brickwork.

## 5. Planting

The planter to be populated with Common or cherry Laurel Hedge (Prunus Laurocerasus)

This should soften the large existing brick wall and provide greenery to the street seen all year round. See plan for location.

Home > All Hedging > Laurel - Cherry



### Common or Cherry Laurel Hedge

*Prunus laurocerasus 'Rotundifolia'*

From: £2.99





Cherry Laurel hedging is also known by its Latin name *Prunus laurocerasus 'Rotundifolia'*. A true evergreen staple of any British garden, Cherry Laurel is a dense evergreen hedge bursting with glossy, vibrant green leaves. [Click here for more information.](#)



- Planting Conditions: Suitable for normal to clay soils, full sun to full shade and inland sites
- Growth Rate: Fast growing, expect 30-60cm per year
- Height: Easily maintained at 1-5m
- Bare root plants are shown as a single bare root and a bundle for comparison. Please note if ordering 1 x bare root, this will be a single plant not a bundle unless shown as a multibuy item.

#### Step 1 - Select Root Type: Bare Root

[Root Types Summary >](#)

 <p><b>Bare Root</b> From £3.49</p>	 <p><b>Pot Grown</b> From £2.99</p>	 <p><b>Root Ball</b> From £14.99</p>	 <p><b>Instant Hedging</b> From £99.99</p>
--	---	---	---

#### Step 2 - Select Size & Quantity:

