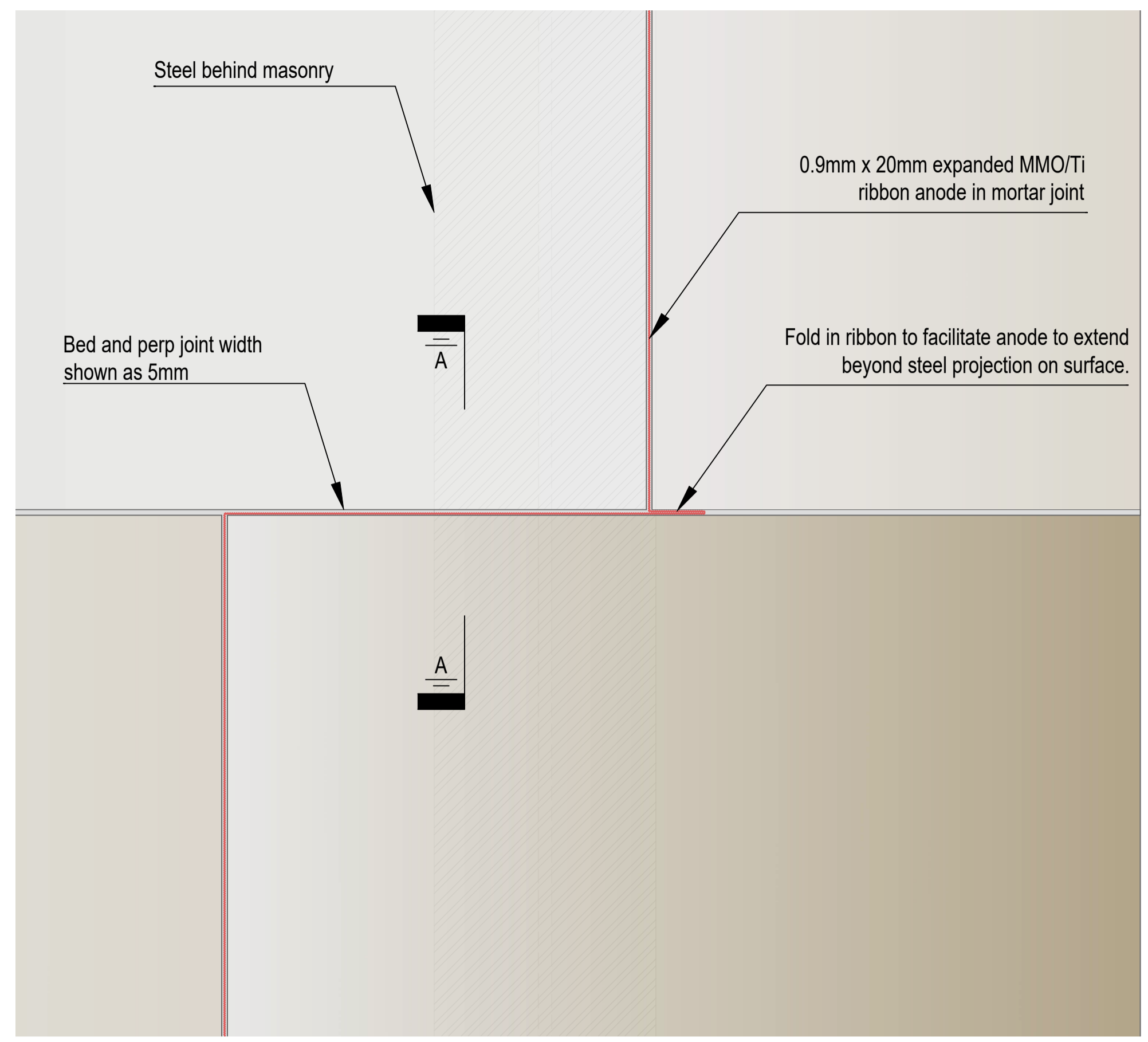
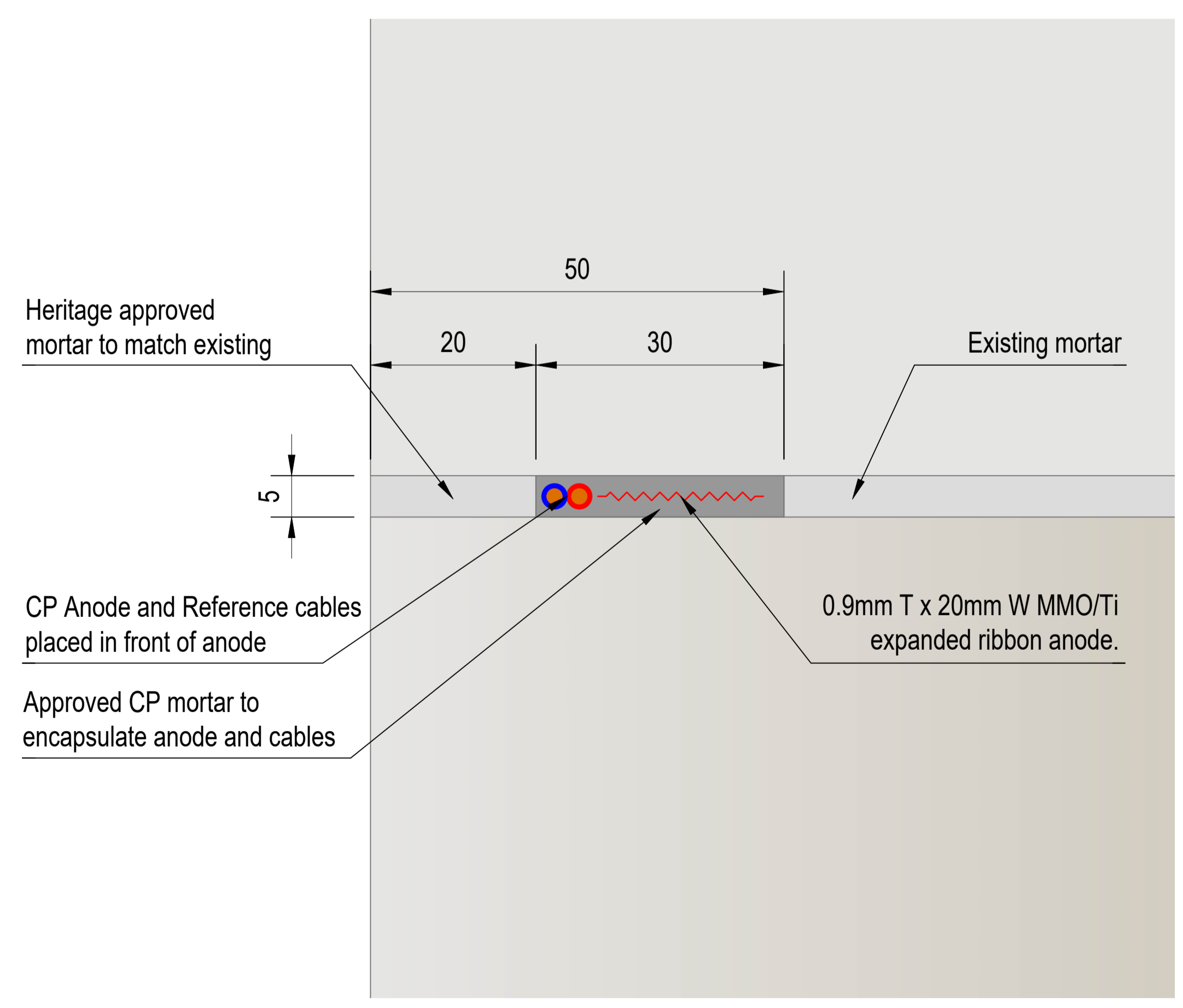


TOWER SECTION - ELEVATION B
Scale 1:50



DETAIL 1
NTS




SECTION A - A
Scale 2:1

Key Plan:
 Ribbon anode installed within mortar joint.
 Anticipated line of steel within masonry.

Notes:
 1. Elevation B refers to ClarkeBond scheme layout.
 2. This sketch is indicative and provided for heritage approval and does not form part of the CP design package.
 3. Layout is based on preliminary information provided by ClarkeBond, detailed design will be based as-built/survey information when available.

For Information		
00		
RTE	9.6.2020	CDW
9.6.2020		
Sheet Size:	Scale:	Project Number:
A1	NTS	CN19-016

Client Approval	
<input type="checkbox"/>	A - APPROVED
<input type="checkbox"/>	B - APPROVED WITH COMMENTS
<input checked="" type="checkbox"/>	C - DO NOT USE
Status:	Purpose of Issue:
C	FOR INFORMATION



Corrosion Engineering Solutions Ltd.
 Unit S1, 64-66 Akeman Street, Tring, Hertfordshire, HP23 6AF
 T: +44 (0) 1442 767 899
 E: info@corrosionengineering.co.uk
 W: www.corrosionengineering.co.uk

Copyright © The design and information presented on this drawing are subject to copyright as of the date of issue and may not reproduced - in whole or part - or made use of in anyway without the written permission of Corrosion Engineering Solutions Ltd.

Project Title:
 FREEMASONS HALL
 GREAT QUEENS STREET, LONDON
 CATHODIC PROTECTION SCHEME

Drawing Title:
 CATHODIC PROTECTION SYSTEM
 HERITAGE APPROVAL DETAILS



Cathite House, 23a Willow Lane, Micham, Surrey, CR4 4TU
 T: 0208 288 4848
 E: london@crl.eu.com

Drawing Number:	Revision:
CN19-016-J335-SK003	00