







KEY:  
 TREE TRUNK & NUMBER  
 RETENTION CATEGORIES BASED ON BS 5837

-  U - trees to be removed (<10yrs life)
-  C - low quality & value (<10yrs life)
-  B - moderate quality & value (<20yrs life)
-  A - high quality & value (<40yrs life)



**TREE PROTECTION KEY**

-  Construction Exclusion Zone (CEZ) provided by basal shuttering tree protection fencing
-  Ground protection where soft landscape exists within RPA and outside of CEZ to comprise 75mm bark mulch layer overlaid with 15mm plywood boards

**BASAL SHUTTERING**

Specification of Basal Shuttering Tree Protection  
 The fencing must fully enclose the main stem and initial buttress roots of the tree by being constructed as a self supporting structure to the following specifications:

Minimum height: 2.4m  
 Plywood Specification: 25mm thickness, external grade  
 Supporting Structure: 4" x 2" softwood timbers to form structure within shuttering  
 NOTE: - No ground supports permitted  
 Structural integrity of structure to be determined by building contractor and approved by supervising arboriculturist  
 \*see Protection Fencing Notices: 5 x Notices

example of Basal Shuttering Tree Protection



**TREE PROTECTION NOTICE APPLIED AT ALL TIMES TO FENCING**

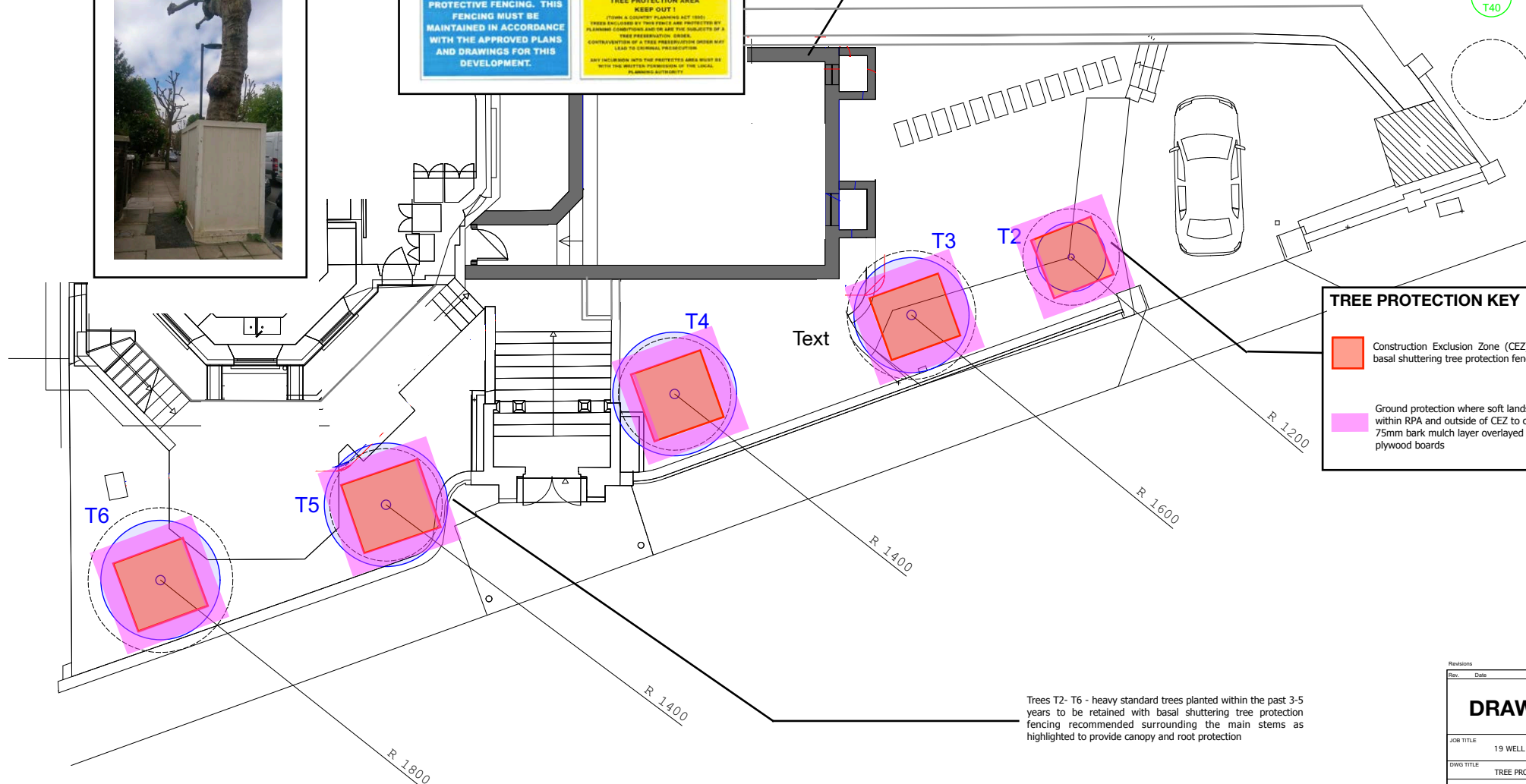


**PROTECTIVE FENCING. THIS FENCING MUST BE MAINTAINED IN ACCORDANCE WITH THE APPROVED PLANS AND DRAWINGS FOR THIS DEVELOPMENT.**



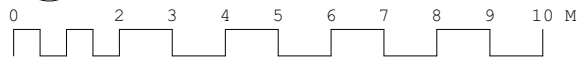
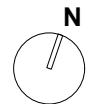
**TREE PROTECTION AREA KEEP OUT!**  
FROM A COUNTY PLANNING ACT 1991: TREES ENCLOSED BY THIS FENCE ARE PROTECTED BY PLANNING CONDITIONS AND OR ARE THE SUBJECTS OF A TREE PRESERVATION ORDER. CONTRAVENTION OF A TREE PRESERVATION ORDER MAY LEAD TO CRIMINAL PROSECUTION.  
 ANY INCLUSION INTO THE PROTECTED AREA MUST BE WITH THE WRITTEN PERMISSION OF THE LOCAL PLANNING AUTHORITY.

Basement development footprint outline requiring for the removal of tree T1, Foxglove tree - replacement canopy cover recommended within final soft landscape scheme



Text

Trees T2- T6 - heavy standard trees planted within the past 3-5 years to be retained with basal shuttering tree protection fencing recommended surrounding the main stems as highlighted to provide canopy and root protection



BS5837 (2012) TREE SURVEY NOTES

1. In accordance with BS5837(2012) this drawing is a colour coded schedule and should not be read in black and white
2. If received electronically it is the recipients responsibility to print this drawing to correct scale. Only written dimensions should be used where not printed to scale.
3. This drawing should be read in conjunction with all other relevant drawings and specifications
4. Marcus Foster Arboricultural Design & Consultancy accepts no liability for any use of this document other than by its client and only for the purposes for which it was prepared and provided

Revisions		
Rev.	Date	Checked

**DRAWING NO 1**

JOB TITLE	19 WELL ROAD, HAMPSTEAD
DWG TITLE	TREE PROTECTION PLAN (TPP)
SCALE	1:100 @ A1
DATE	DEC 2018
JOB NO	MF/108/18
DWG NO.	T004

T: 0781 2024070  
 marcus@mfdesignconsultancy.com  
 www.mfdesignconsultancy.com

**Marcus Foster**  
 TREE CONSULTANCY