

Copyright: All rights reserved. This drawing must not be reproduced without permission.

Only the original drawing should be relied upon. Contractors, subcontractors and suppliers must verify all dimensions on site before commencing any work or making any shop drawings.

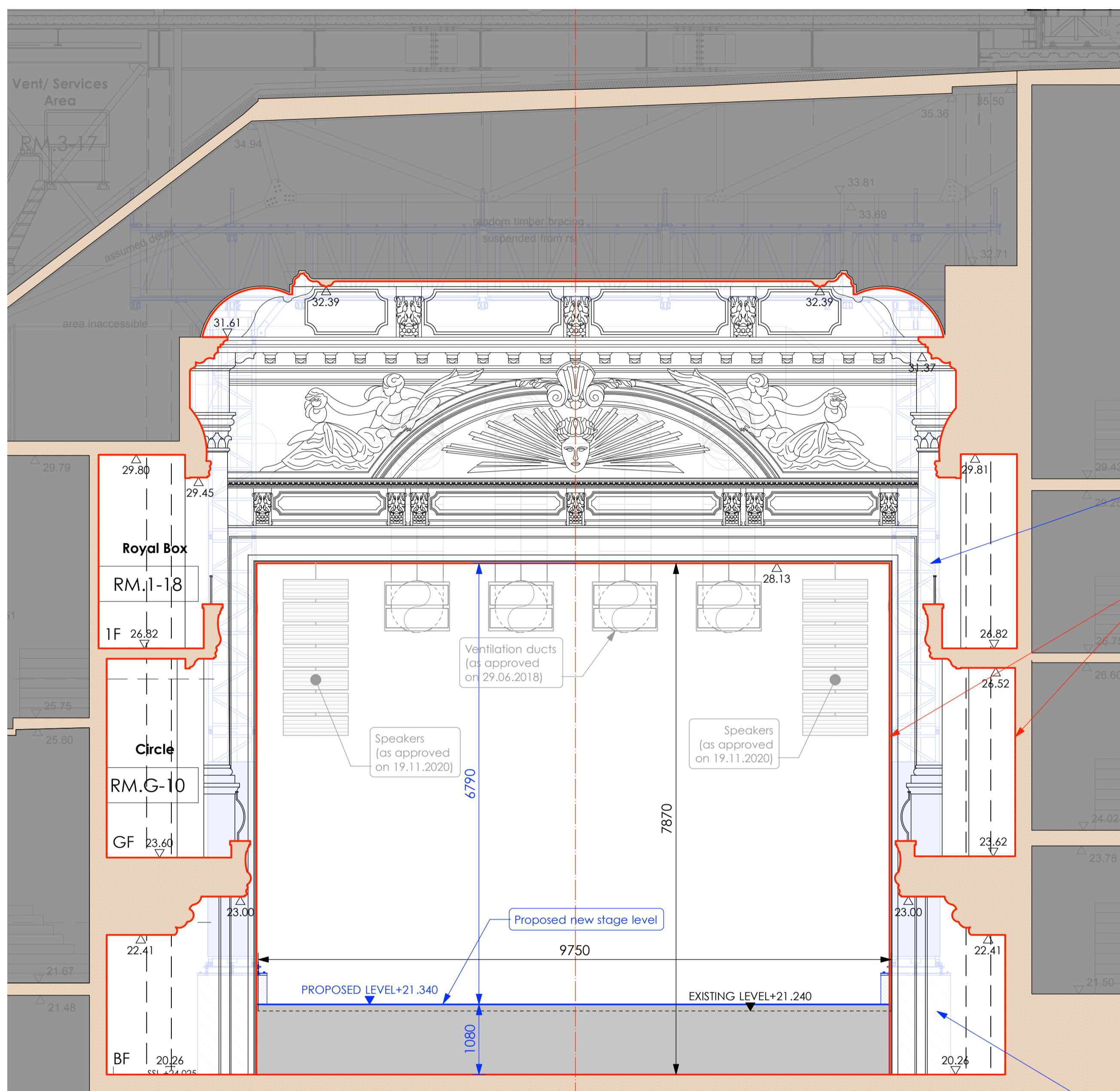
All shop drawings to be submitted to the architect for comment prior to fabrication.

This drawing is to be read in conjunction with the Architect's specification, bills of quantities / schedules, structural, mechanical, electrical drawings and all discrepancies are to be reported to the architect.

Do not scale from this drawing. Dimensions are in millimetres unless otherwise stated.

1 Flytower Rigging Elevation - view from Auditorium
Scale: 1:50

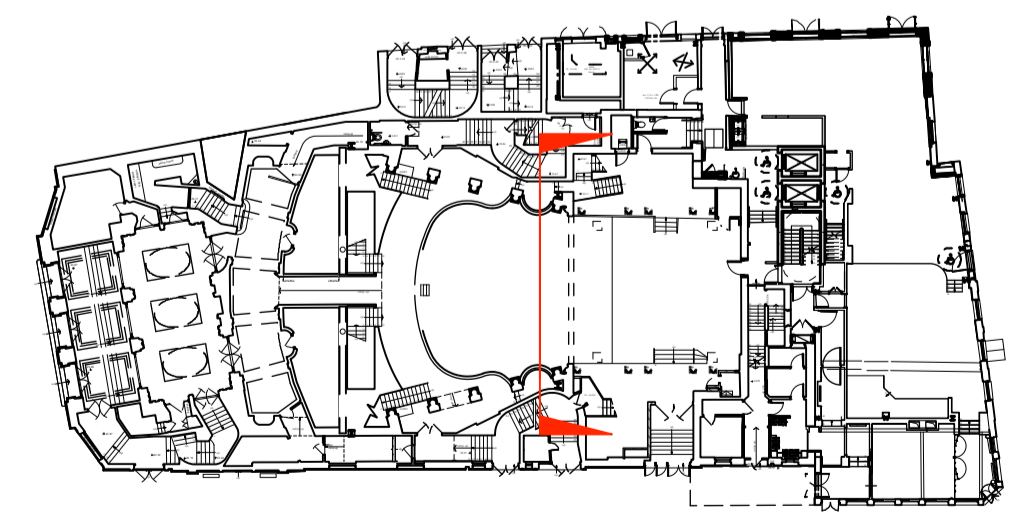
revision / date / amendments
- / 17/02/21 / - Issued for planning



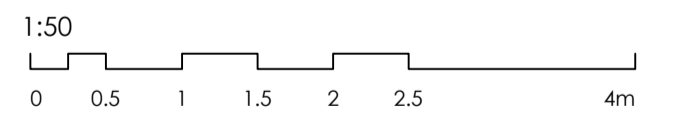
Rigging legs behind proscenium arch wall shown indicatively

Red line highlighting profile of section through auditorium and proscenium arch stage opening. As can be seen, the rigging's legs are almost entirely located behind the wall of the proscenium arch

New masonry piers shown indicatively



17.02.21



FOR PLANNING

Archer Humphries Architects

Basement
Central House
142 Central Street
London, United Kingdom
EC1V 8AR
T: +44 (0) 20 7251 8555

project title		KOKO + Hope & Anchor + Bayham Place Camden, London	
drawing title	scale	date	
Flytower Rigging Internal Elevation	1:50 @A1	25.01.21	
drawing number	drawn	checked	revision
AHA/ KKR /DEI/061	PDVR	DA	-