








Fire Strategy Key	
Notations taken from Fire Strategy Plans produced 10/06/20 by BWC Fire Limited - to be read in conjunction with BWC Fire Report DN01C Dated 09/06/20	
--- Site Boundary, Relevant Boundary TBC	
Walls - Fire Resistance	
	60 minutes Fire Resistance with FD30s self closing doors but looking to engineer a reduced rating to a non-fired rated solid and imperforate construction that can withstand temperatures of at least 300 degrees
	60 minutes Fire Resistance with FD30s self closing doors
	30 minutes Fire Resistance with FD30s self closing doors (Wall Fire Rating only up to 1100mm above floor)
	1100mm high imperforate balustrade along walkway
Doors - Fire Resistance	
Refer to 1:100 Fire Strategy drawings 00933-00937	
Fire Service Access and Signage	
Refer to 1:100 Fire Strategy drawings 00933-00937 for location of Dry Risers and Gerda Access Boxes	
	Existing Fire Hydrant, suitability for use TBC by Fire Consultant
NOTE:	
<ul style="list-style-type: none"> Details shown in these drawings are taken from BWC Fire Strategy, further details to be added by Fire Consultant and compliance to be checked and confirmed by Fire Consultant at next design stage. External walls to be class 0 spread of flame. These drawings are not exhaustive with details on barriers, detection, locations etc to be added at the next design stage. These notes are also taken from BWC Fire Strategy. Sprinkler System - Category 2 to comply with BS 9251 All structure to be 60 minutes Fire Resistant (30 minutes Fire Resistance to external walkway) All parts of building sprinklered to BS9251 Building covered by L1 Fire Alarm System to BS5839 Part 1 Refer to BWC Fire Report for comprehensive details. 	

FIRE STRATEGY PRODUCED BY BWC TO BE CONFIRMED BY BUILDING CONTROL OFFICERS

All drawings to be read in conjunction with specifications, schedules and all other consultant information.

Do not scale from this drawing. Use written dimensions only. All dimensions to be checked on site. This drawing is based on dimensional survey information provided by others. Bell Phillips Architects cannot accept responsibility for the accuracy of this survey information.

Any errors or omissions to be reported to Bell Phillips Architects immediately, prior to work being carried out.

This drawing remains the copyright of Bell Phillips Architects.

Notes

This drawing has been prepared to capture design intent only, and is not suitable for construction.

Key Plan

Rev	Issued by	Description	Date
T2		Tender Issue - Revised	27.11.20
T1		Tender Issue	18.11.20
REVISIONS			

Project **0614 CHESTER ROAD**

Title **FIRE STRATEGY - GROUND FLOOR SITE PLAN**

Date **10/20** Drawn by **SJK** Checked by **AS** Scale at A1 **indicated**

BELL PHILLIPS ARCHITECTS

Unit 305, Metropolitan Wharf T 020 7234 9330
70 Wapping Wall E info@bellphillips.com
London E1W 3SS W www.bellphillips.com

Status **TENDER**

Drawing Number **0614-BPA-XX-DR-A-00931** Revision **T2**