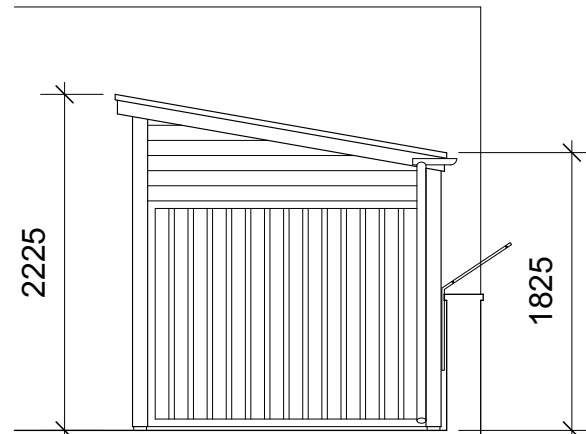


Front Elevation of Shelter and Cycle Stands



Side Elevation of Shelter and Cycle Stands

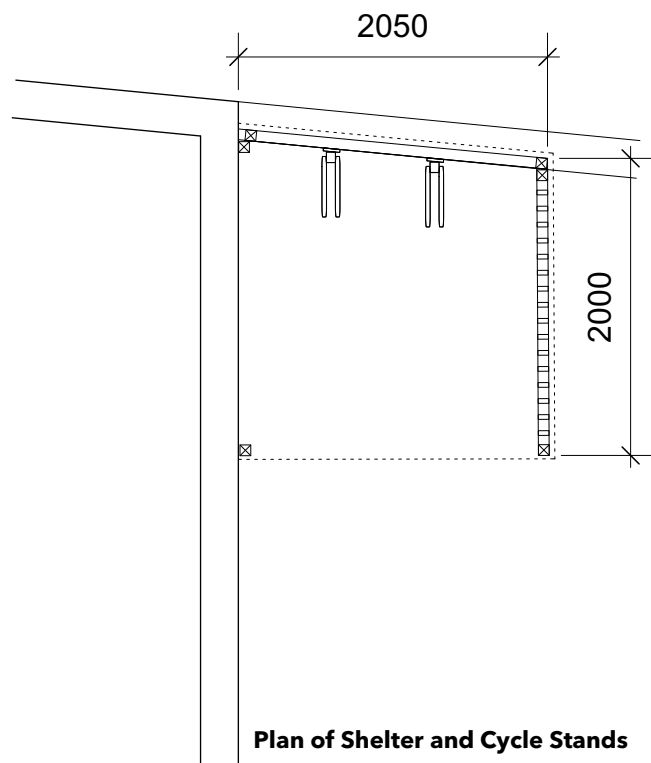
Stained timber frame structure to enclose and shelter the fitted cycle stands on the first floor terrace. To be fitted tight against wall of flat C and the parapet wall to the adjoining owner.

To be fixed to the paving and walls with a Polycarbonate roof to allow light through, fixed on top of stained rafters.


Add stair track to the stairs to allow bikes to be pushed up and rolled down the staircase as shown.




Inspiration Image



Plan of Shelter and Cycle Stands



Stair Track - for Cycles



10mm Twin Wall Roofing Sheet



Rafter Supported Glazing Bars White



Polycarbonate End Closure White



Fixing Buttons For 10mm Polycarbonate White Pack of 10

139-141 Queen's Crescent, London, NW5 4ED  
Planning Drawing