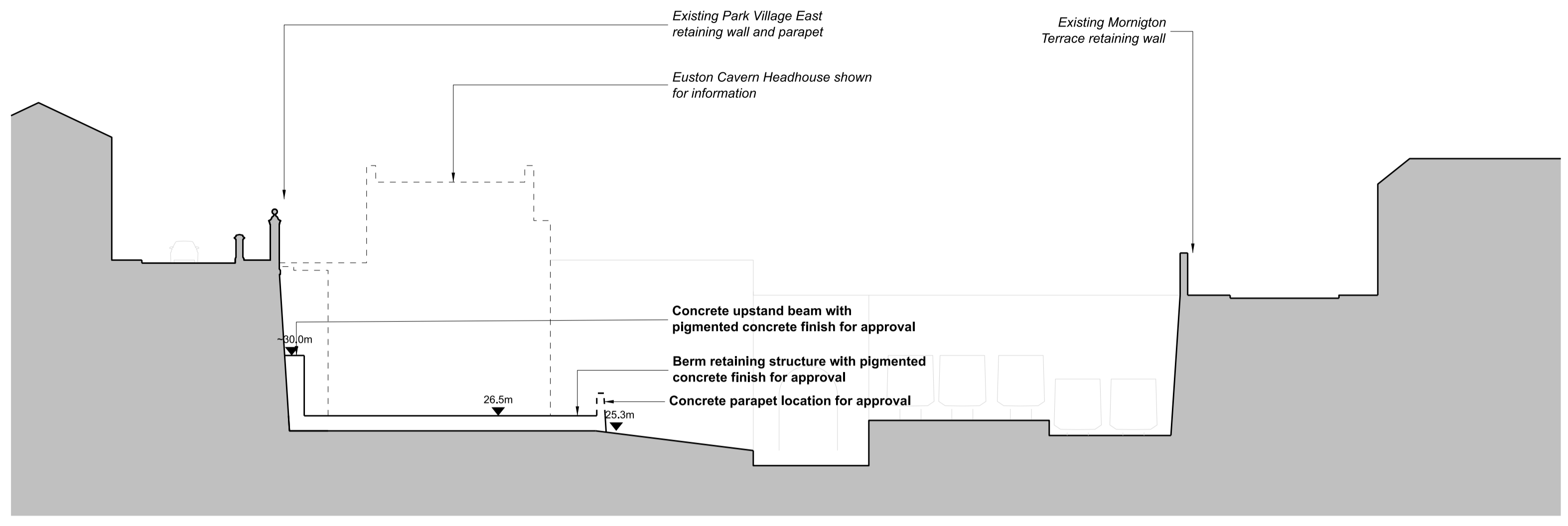
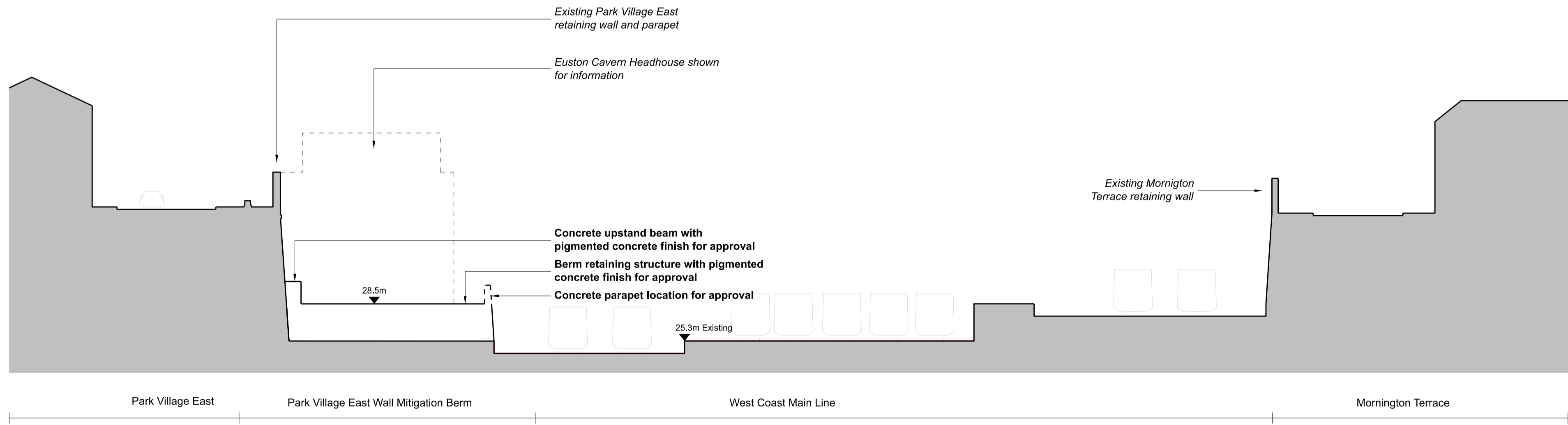


3 Key Plan



Existing housing for information only | Park Village East | Park Village East Wall Mitigation Berm | West Coast Main Line | Mornington Terrace

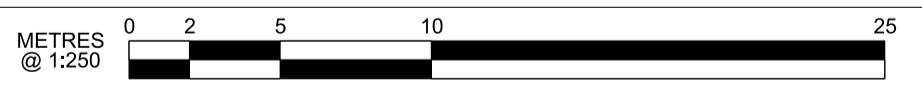
1 Cross Section
1:250



Park Village East | Park Village East Wall Mitigation Berm | West Coast Main Line | Mornington Terrace

2 Cross Section
1:250

Note: Items annotated in **Bold** are for approval, items annotated in *italics* are for information



Rev	Description	Drawn	Checked	Con App	HS2 App	Scale with caution as distortion can occur.
C01	PVE_ESB_ESBP_Schedule 17 Final Sub.	JL	VD	GA	19/08/20	HS2 accepts no responsibility for any circumstances which arise from the reproduction of this document after alteration, amendment or abbreviation or if it is issued in part or issued incompletely in any way.
P04	PVE_ESB_ESBP_Schedule 17 Final Resub.	JL	VD	---	---	© Crown Copyright and database right 2018. All rights reserved. Ordnance Survey Licence number 100049190
P05	PVE_ESBP_Sch 17 Final Resub. B	JL	VD	---	---	© Crown Copyright material is reproduced with the permission of Land Registry under delegated authority from the Controller of HMSO. This material was last updated on 2018 and may not be copied, distributed, sold or published without the formal permission of Land Registry. Only an official copy of a title plan or register obtained from the Land Registry may be used for legal or other official purposes.
C02	PVE_ESBP_Sch 17 Final Resub. B	JL	VD	---	22/01/21	
P06	PVE_ESBP_Sch 17 Final Resub. C	JL	VD	---	---	

Legends/Notes:
 G1. All dimensions are in millimetres unless noted otherwise.
 G2. All levels are in metres relative to OD (Ordnance Datum, Newlyn) unless noted otherwise.
 G3. Chainages are expressed in metres and measured from Euston Station.
 G4. Global coordinates are indicated by Eastings (E) and Northings (N) to the project snake grid.
 G5. All angles are in degrees (0°-360°) unless noted otherwise.
 G6. Dimensions are not to be scaled from the drawing.
 G7. For the scope of works by the rail systems contractor, as indicatively shown on the drawings, refer to VI 100
 G8. The current design is based on Project Master Alignment (PMA) 2.0

Registered in England Registration No. 06791686
 Registered office: 2 Snow Hill, Queensway, Birmingham, B4 6GA

Creator/Oriinator
SCS JV - Design House

Zone	Park Village East Retaining Wall			Project/Contract	HS2-MWCC SCS Sector S1			
Design Stage	Detailed Design			Discipline/Function	Architectural			
Drawing Title	Park Village East Retaining Wall			Drawn	J Ip	Checked	V.De Siqueira	
	Schedule 17 Plans and Specifications			Date	05/02/21	Scale	1:250	
	Sections Sheet 2					Size	A1	
	For Approval			Drawing No.	1MC03-SCJ_SDH-AR-DSE-SS01_SL03-040022		Rev.	P06

ISSUED FOR ACCEPTANCE