
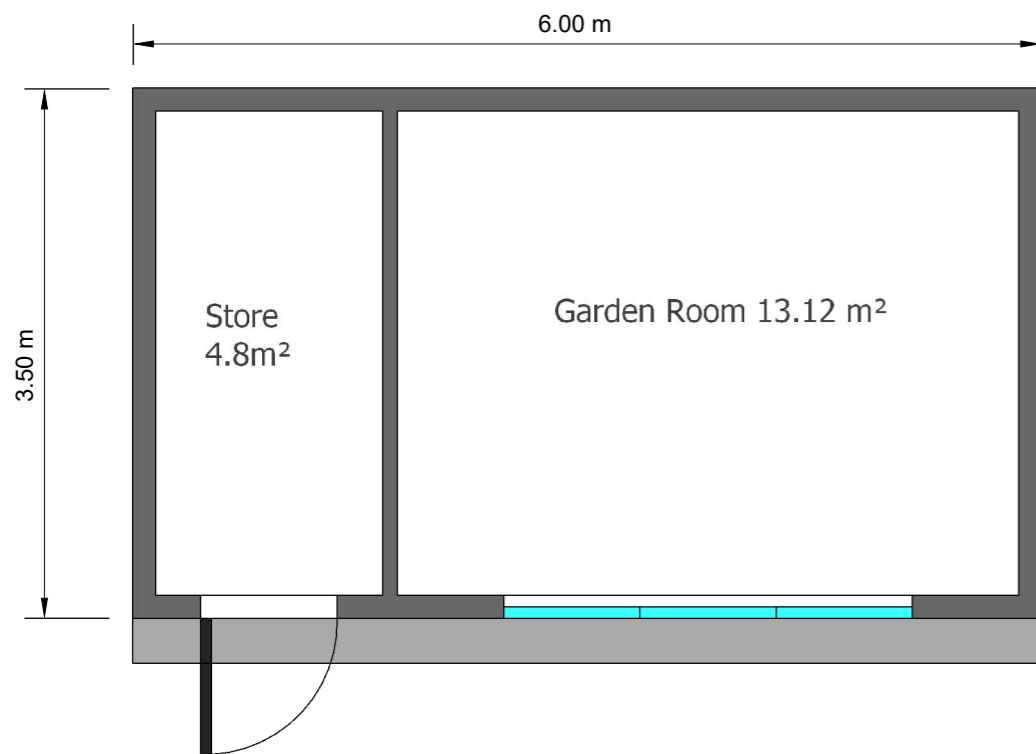


EXISTING ROOF PLAN




Date
19/02/2021

PROPOSED PLAN



PROPOSED ROOF PLAN

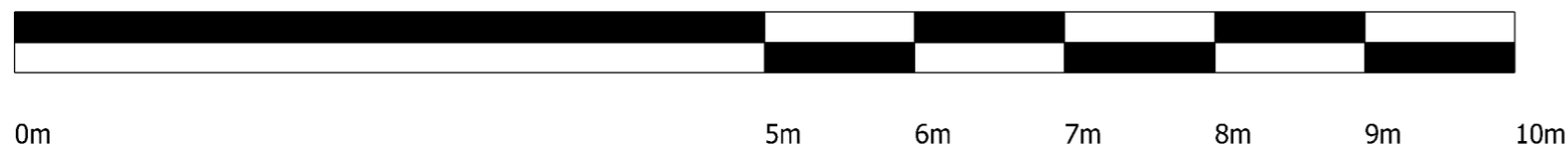
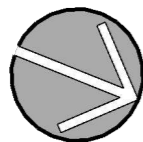


CLIENT
39 Sarre Road
London
NW2 3SN

DRAWN BY
Eden Garden Rooms

SCALE : 1:50
@A3

Scale 1:50



Garden Building Specification:

Foundations: Galvanised Steel Screw Piles

Structure: Pre designed timber frame panels

Roof: Single Ply EPDM Rubber Membrane with living roof above

Insulation: 90mm in the floors and ceilings and 70mm in the walls

Exterior Cladding: Timber clad in Stained Western Red Cedar with powder coated aluminium fascias.

Door and window frames: Thermo efficient, double glazed bifold doors and assorted glazing with aluminum powder coated frames.

Measurements are indicative and final installation sizes are subject to site conditions.

TITLE
Existing and
Proposed Plan
and Roof

DWG 01