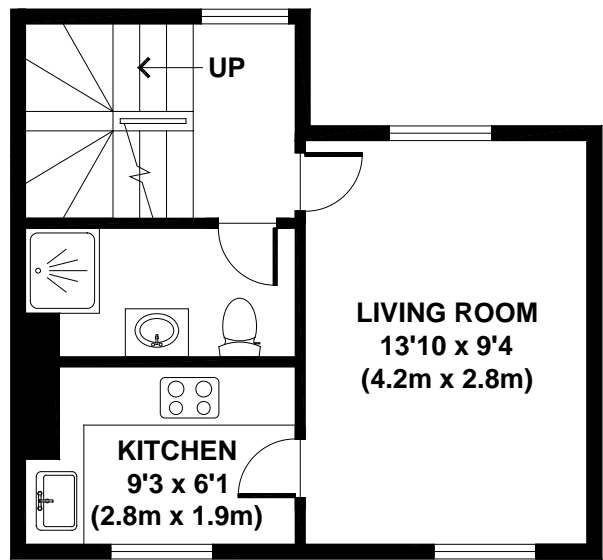
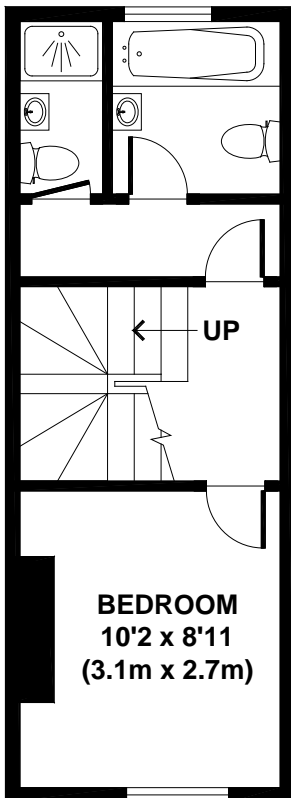


**SECOND FLOOR**  
**GROSS INTERNAL**  
**FLOOR AREA 311 SQ FT**

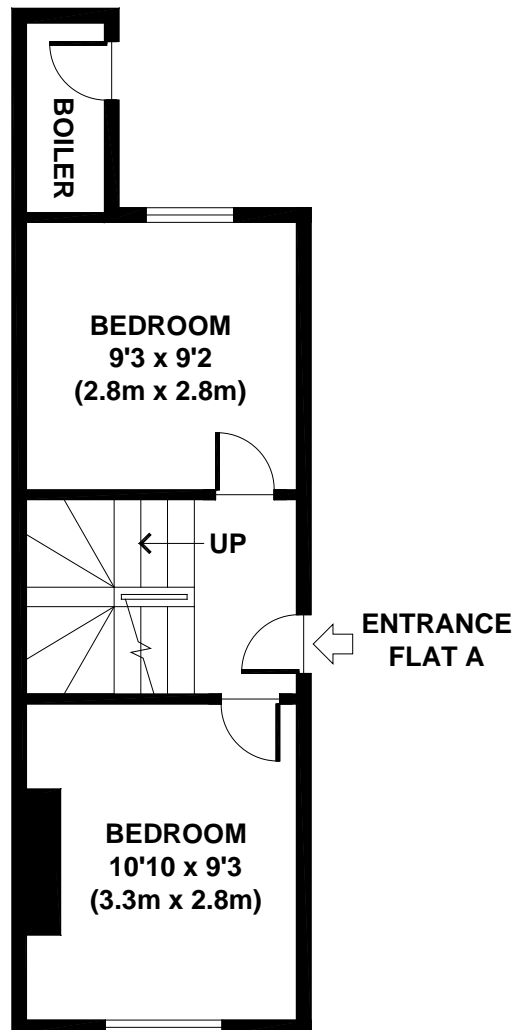


**FIRST FLOOR**  
**GROSS INTERNAL**  
**FLOOR AREA 311 SQ FT**

**YARD**



**BASEMENT**  
**GROSS INTERNAL**  
**FLOOR AREA 222 SQ FT**



**GROUND FLOOR**  
**GROSS INTERNAL**  
**FLOOR AREA 280 SQ FT**

**APPROX. GROSS INTERNAL FLOOR AREA 1124 SQ FT / 105 SQ M**  
 Floorplans are for identification and guideline purposes only, not to scale.  
 Compliant with RICS code of measuring practice.  
 Floorplans supplied by [www.draftingfloorplan.com](http://www.draftingfloorplan.com)