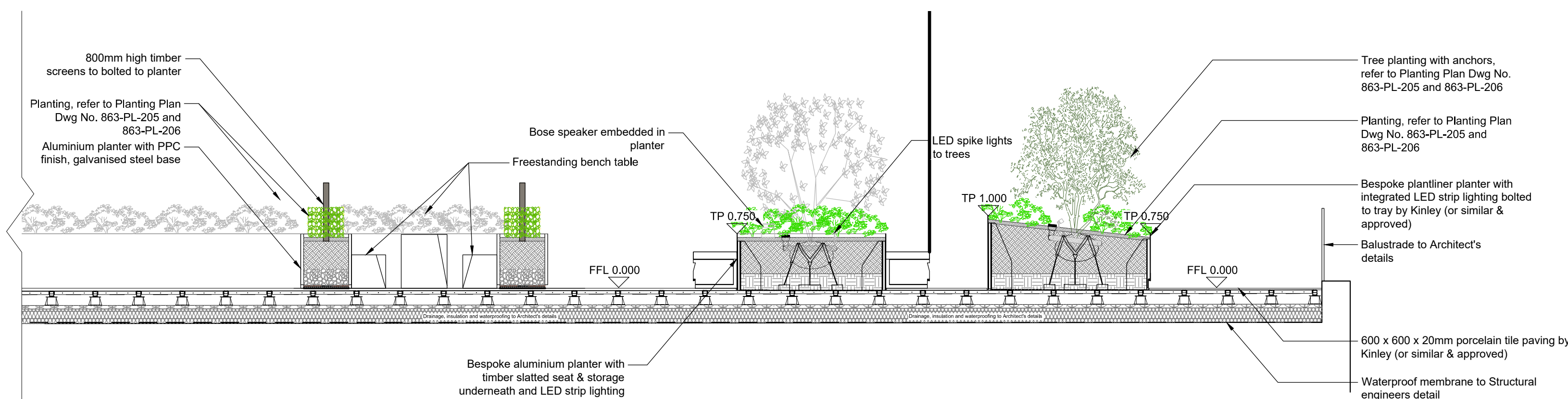
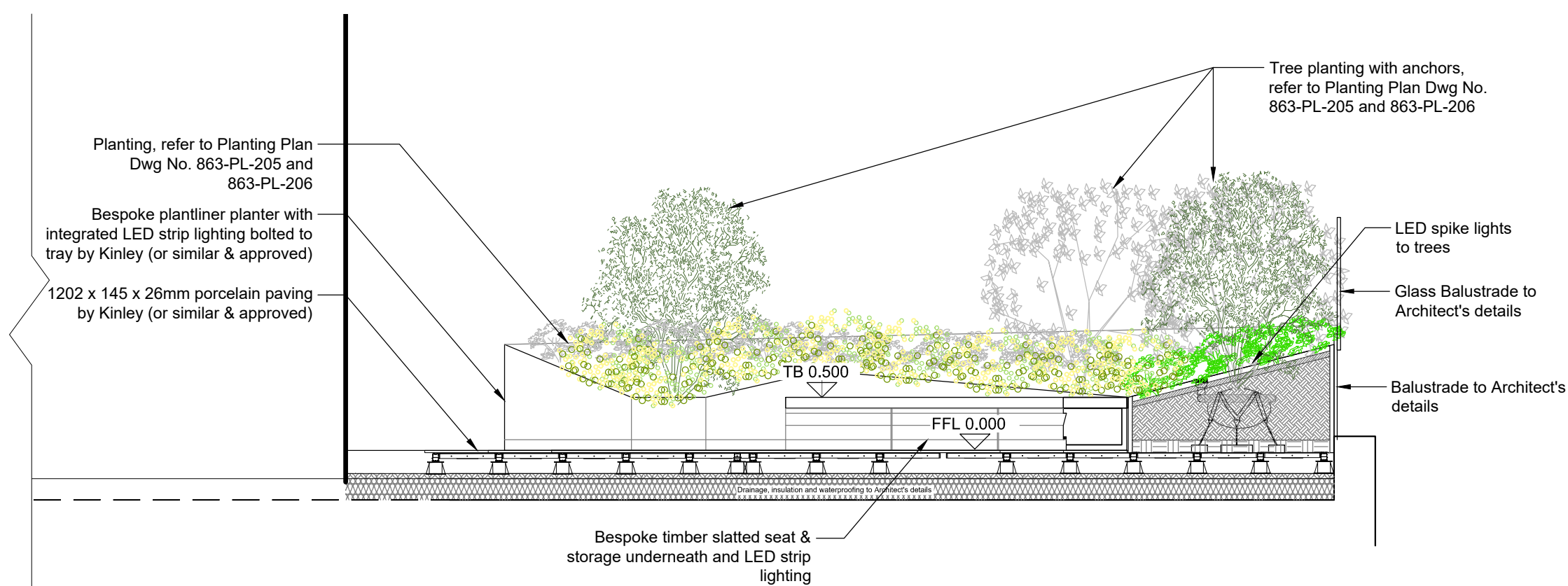


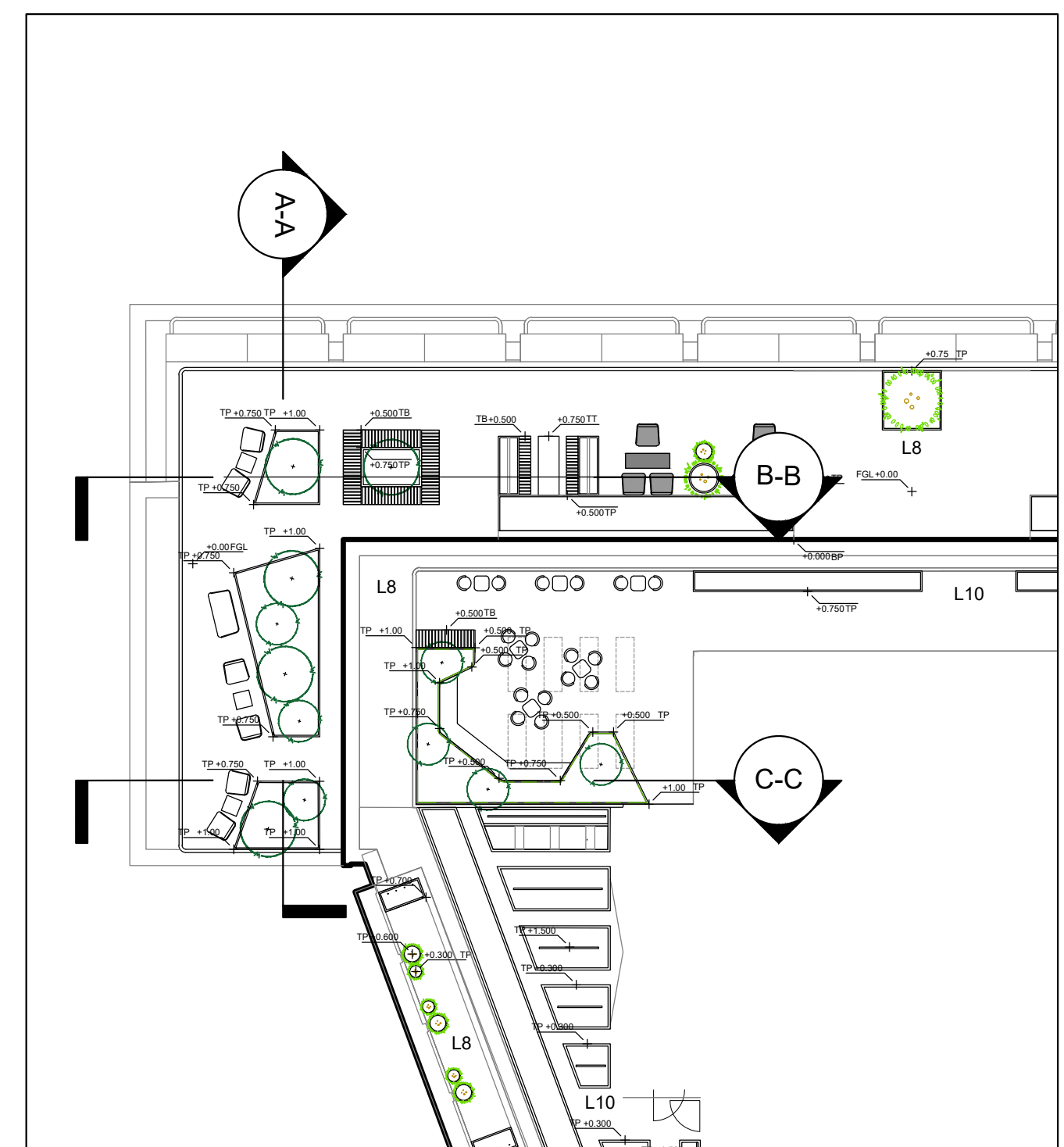
01 Section A - A Level 8 West
Scale: 1:50



02 Section B - B Level 8 North
Scale: 1:50



03 Section B - B Level 10 West
Scale: 1:50

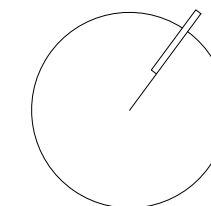


305 Navigation plan
Scale: 1:200

DO NOT SCALE FROM DRAWING

Drawing Information	SIGNIFICANT HEALTH, SAFETY & ENVIRONMENTAL INFORMATION RELATING TO CDM	Rev.	Description	date	by	checked
Copyright of Place Design + Planning Ltd. 2008 All Rights Reserved	HEALTH:	T00	First Issue.	21/07/20	BF	GH
PLEASE NOTE: Figured dimensions take precedent over scale, do not scale from drawings.	SAFETY:					
Inform Place Design + Planning Ltd of any discrepancies before works commence on site.	ENVIRONMENTAL:					
All dimensions to be checked on site	IT IS ASSUMED ALL WORKS WILL BE CARRIED OUT BY A COMPETANT CONTRACTOR WORKING, WHERE APPROPRIATE, TO AN AGREED METHOD STATEMENT					

NOTE: The planters will be filled with intensive green roof lightweight topsoil refer to the manufactures specifications (Bourne Amenity).



Client
**ROYAL LONDON ASSET
MANAGEMENT**

86 Grosvenor Street
London
EC2V 6BP

Project Title
Castlewood House
Roof terrace Sections (Levels 08 & 10)

Drawing Title

Project Stage
Tender

PLACE
Design + Planning

scale 1:50 at A1 date 10/07/20 draw by BF ch by GH
draw no. 863-SC-305 rev no. T00

Place Design + Planning Ltd
16 West Barnes Lane
London, SW20 0BU, UK
+44 208944 1940
+44 208944 1117