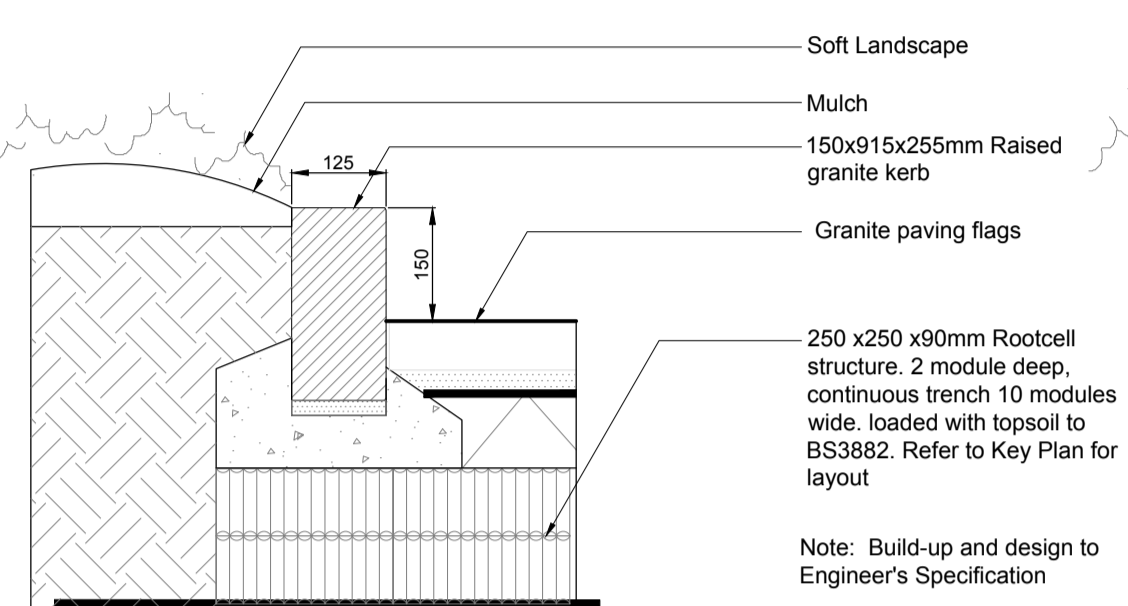
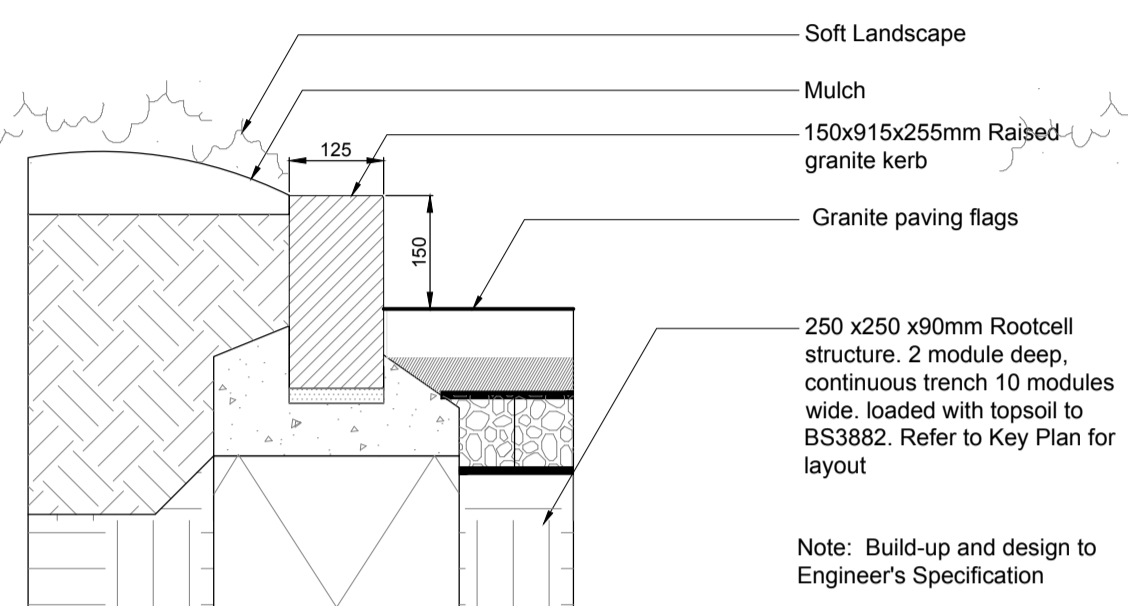


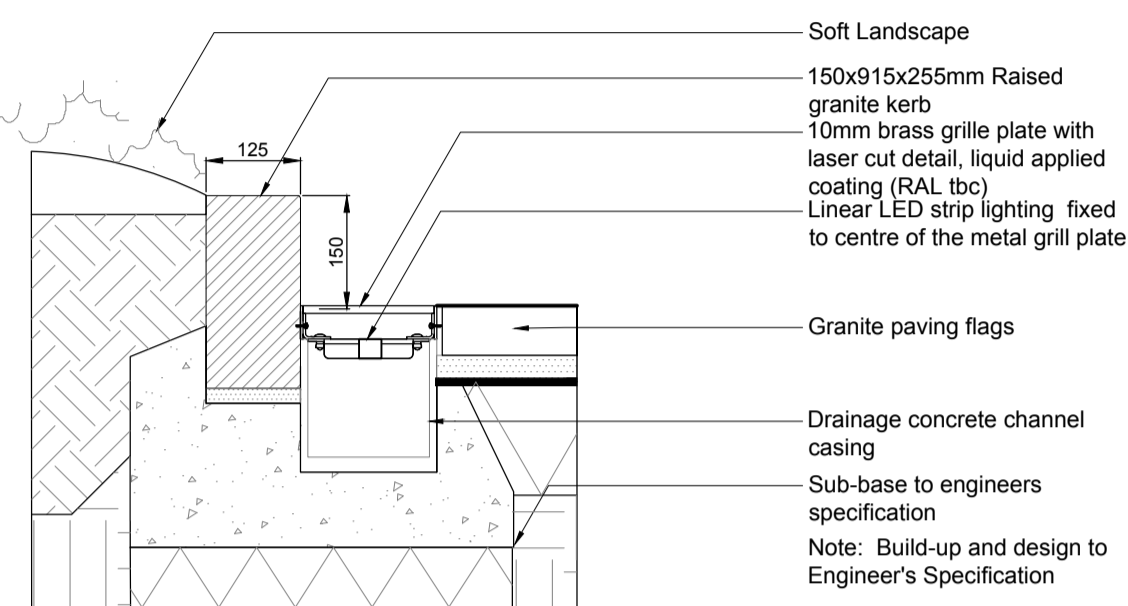
**E1** Granite kerb - Raised between plant bed and paving  
Scale: 1:10



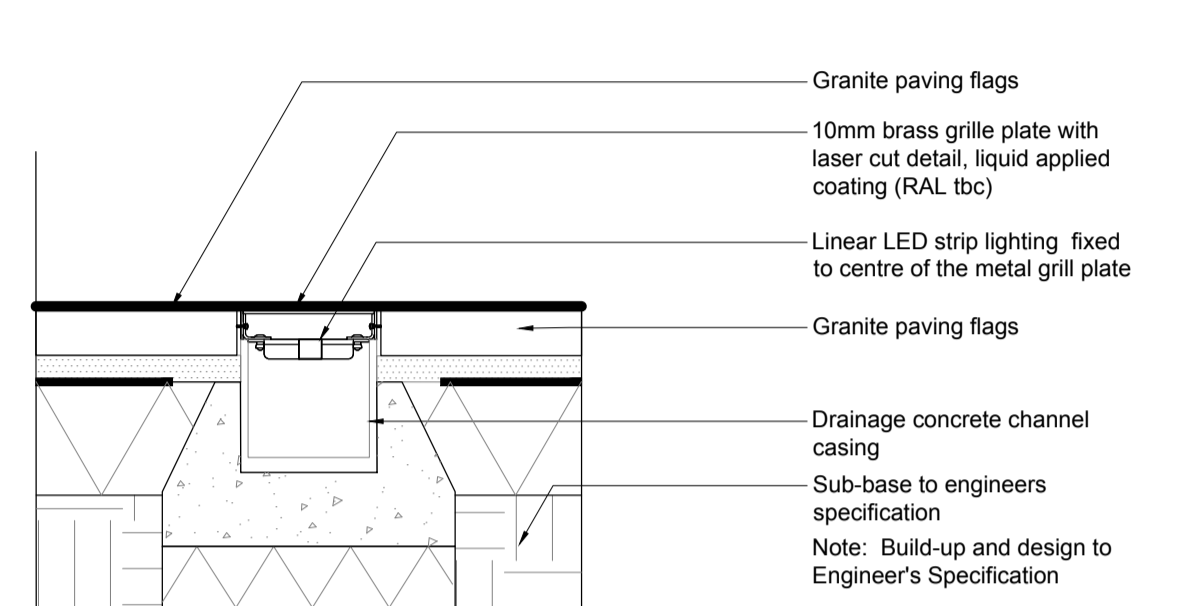
**E1** Granite kerb with rootcell - Raised between plant bed and paving  
Scale: 1:10



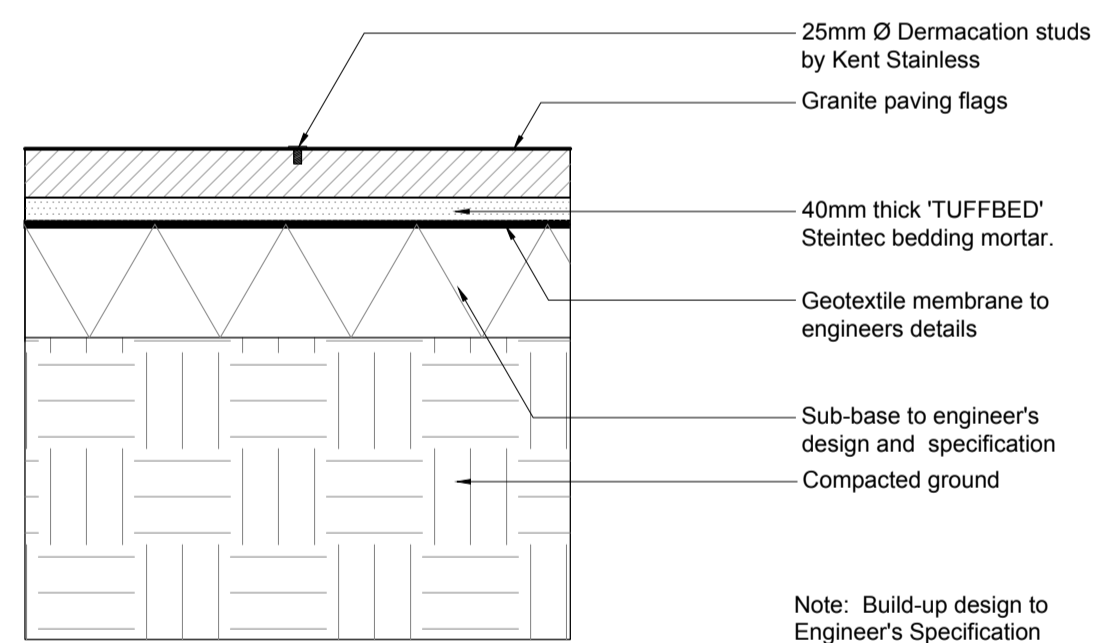
**E1** Granite kerb to no dig area - Raised between plant bed and paving  
Scale: 1:10



**E2** Bespoke drainage grille - next to raised kerb  
Scale: 1:10



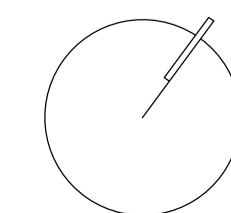
**E2** Bespoke drainage grille between paving  
Scale: 1:10



**E1** Dermacation studs on paving  
Scale: 1:10

DO NOT SCALE FROM DRAWING

<p>Drawing Information Copyright of Place Design + Planning Ltd. 2008 All Rights Reserved</p> <p>PLEASE NOTE: Figured dimensions take precedent over scale, do not scale from drawings.</p> <p>Inform Place Design + Planning Ltd of any discrepancies before works commence on site.</p> <p>All dimensions to be checked on site</p>	<p>SIGNIFICANT HEALTH, SAFETY &amp; ENVIRONMENTAL INFORMATION RELATING TO CDM</p> <p>HEALTH:</p> <p>SAFETY:</p> <p>ENVIRONMENTAL:</p> <p>IT IS ASSUMED ALL WORKS WILL BE CARRIED OUT BY A COMPETENT CONTRACTOR WORKING, WHERE APPROPRIATE, TO AN AGREED METHOD STATEMENT</p>	<table border="1"> <thead> <tr> <th>Rev.</th> <th>Description</th> <th>date</th> <th>by</th> <th>checked</th> </tr> </thead> <tbody> <tr> <td>T00</td> <td>First issue.</td> <td>14/08/20</td> <td>BF</td> <td>GH</td> </tr> <tr> <td> </td> <td> </td> <td> </td> <td> </td> <td> </td> </tr> <tr> <td> </td> <td> </td> <td> </td> <td> </td> <td> </td> </tr> <tr> <td> </td> <td> </td> <td> </td> <td> </td> <td> </td> </tr> <tr> <td> </td> <td> </td> <td> </td> <td> </td> <td> </td> </tr> <tr> <td> </td> <td> </td> <td> </td> <td> </td> <td> </td> </tr> </tbody> </table>	Rev.	Description	date	by	checked	T00	First issue.	14/08/20	BF	GH																									
Rev.	Description	date	by	checked																																	
T00	First issue.	14/08/20	BF	GH																																	



Client  
**ROYAL LONDON ASSET MANAGEMENT**  
55 Greenhour Street  
London  
E20 1UP

Project Title  
**Castlewood House**  
Drawing Title  
**Ground Floor Paving and Edge**  
Details - 2/2  
Project Stage  
**Tender**

**PLACE**  
Design + Planning

Place Design + Planning Ltd  
16 West Barnes Lane  
London, SW20 0BU, UK  
+44 208944 1940  
+44 208944 1117

scale 1:10 sheet A1 date 05/08/20 draw by BF ch by GH  
draw no. 863-DT-402 rev no. T00