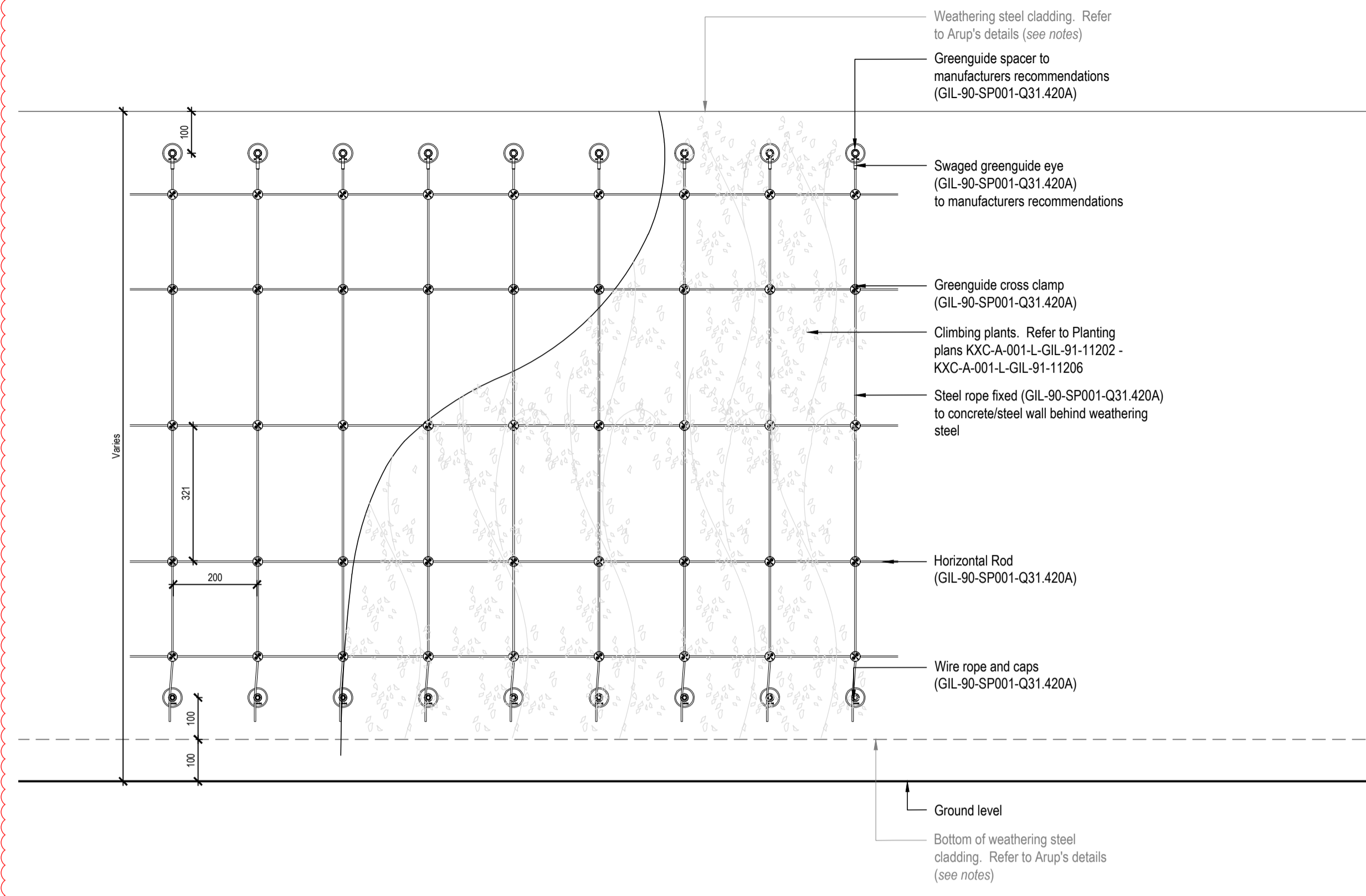
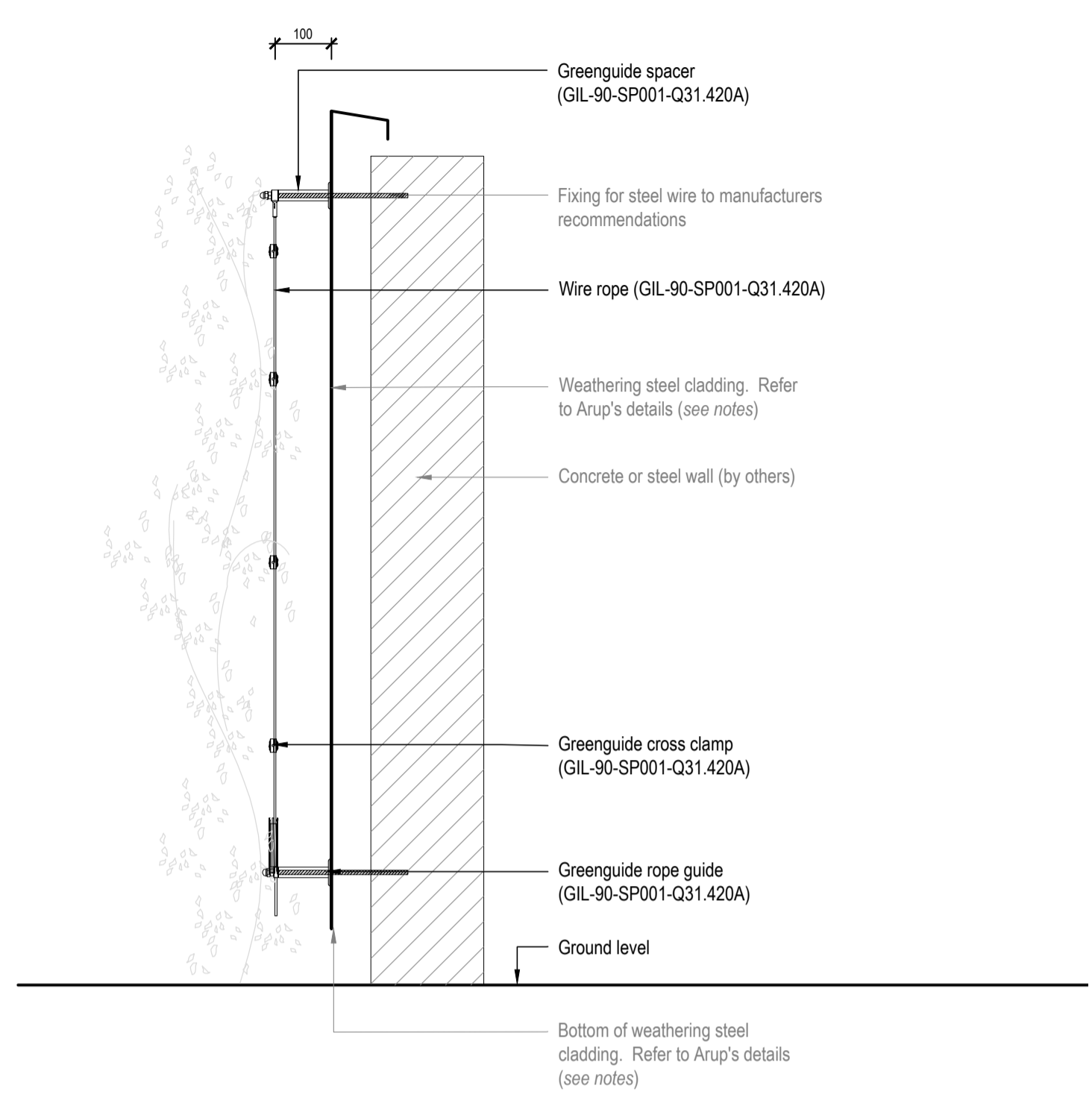


NOTES:
1.0 Do not scale from drawing, use figured dimensions only
1.1 All dimensions to be checked onsite
1.2 This drawing to be read in conjunction with all other Gillespies drawings and specifications
1.3 For General Arrangement Landscape Plan, refer to KXC-A-001-L-GIL-00-11201
1.4 For Hard Materials, refer to KXC-A-001-L-GIL-00-11211 / 11212 / 11213 / 11214 / 11215
1.5 For Walls and Edges, refer to KXC-A-001-L-GIL-00-11221 / 11222 / 11223 / 11224 / 11225
1.6 For Landscape Roof specifications refer to KXC-A-001-L-GIL-90-SP001
1.7 For Arup's Facade details, refer to KXC-A-001-Y-ARP-21-50213



01 Climbing Wire System - Elevation
Scale 1:20 @ A1



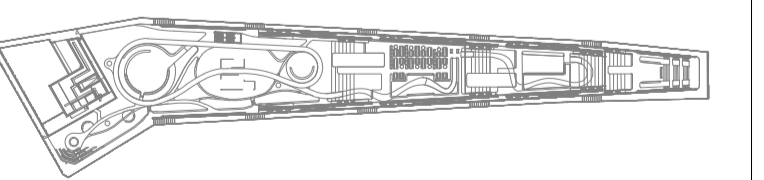
02 Climbing Wire System - Section
Scale 1:20 @ A1

T03	For Tender	SH	AM	27.02.18
T02	Stage 4 Update	SH	AM	15.12.17
T01	STAGE 4 Issue	CD	AM	29.09.17

GILLESPIES

1 St. John's Square, London EC1M 4DH
P: 020 7253 2529 F: 020 7253 3900 E: design.london@gillespies.co.uk

© copyright GILLESPIES LLP, all rights reserved



FOR TENDER	
Title	Date: 29.09.17
Project No:	P2007133
Scale:	AS SHOWN
Size:	A1
Drawn:	CD
Checked:	AM
Drawing No:	KXC-A-001-L-GIL-90-50063
Rev:	T03

