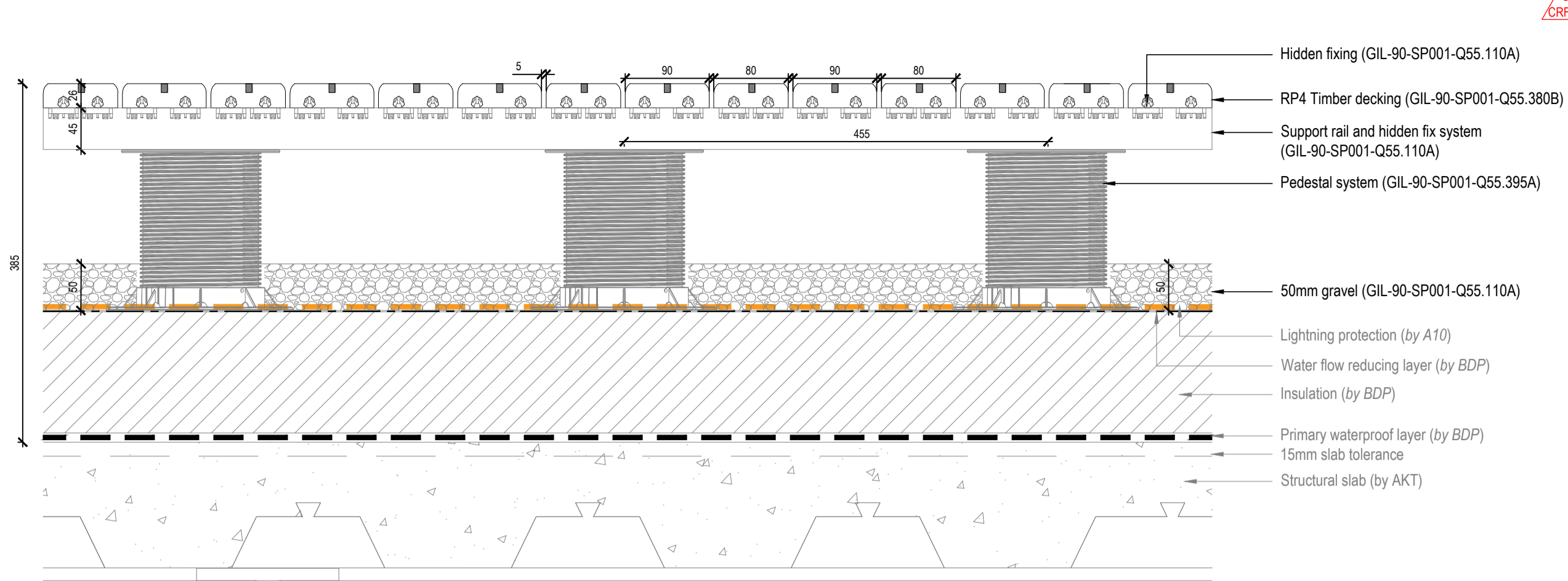
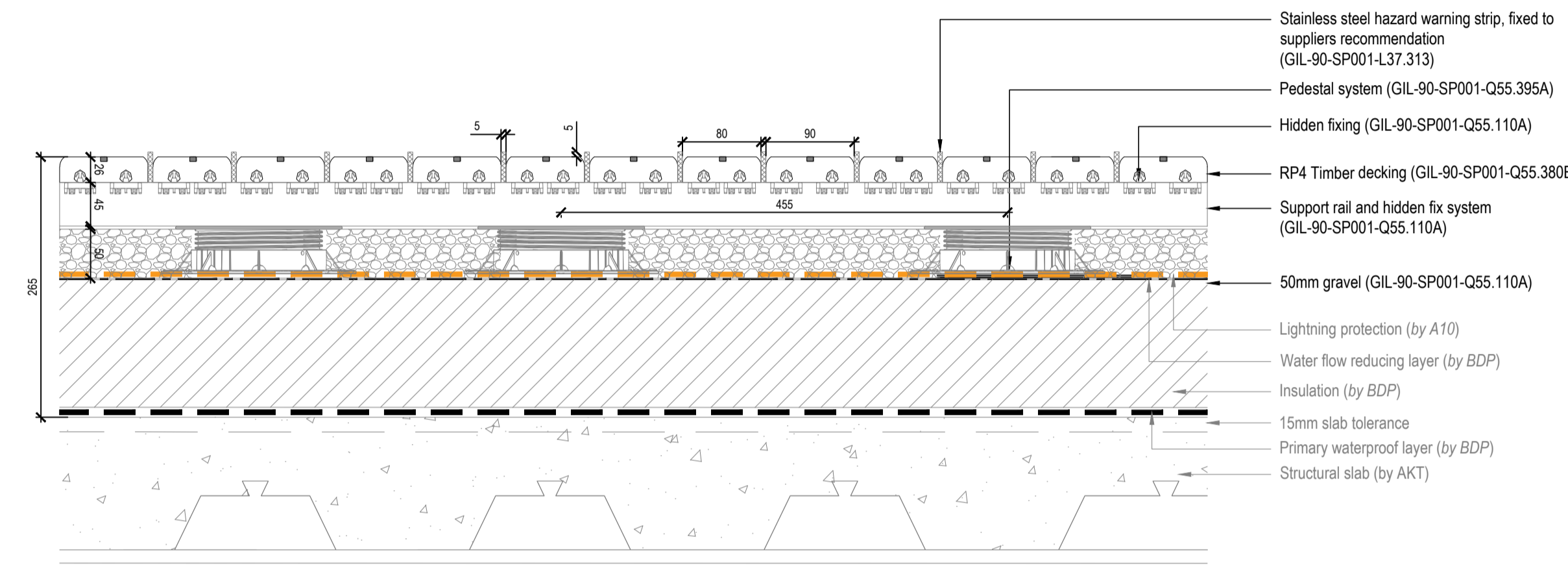


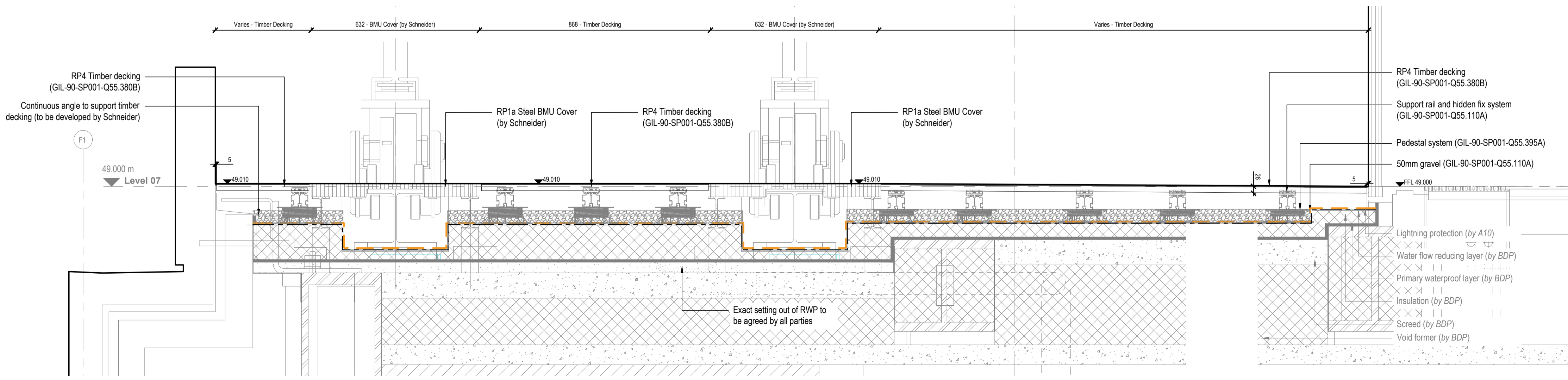
01  
50017  
RP4 Timber Decking with Hazard Warning Strips - Upper Terrace Plan  
Scale 1:5 @ A1



03  
50017  
RP4 Timber Decking in Zone 1 - Typical Section  
Scale 1:5 @ A1



02  
50017  
RP4 Timber Decking with Hazard Warning Strips - Upper Terrace Section  
Scale 1:5 @ A1

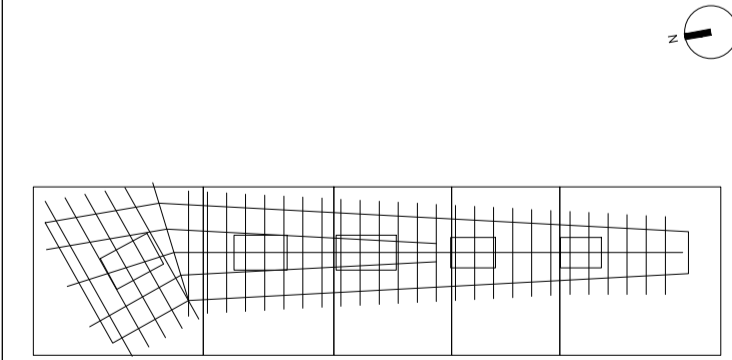


04  
50017  
RP4 Timber Decking in Zone 1 - Section  
Scale 1:10 @ A1

NOTES:  
1.0 Do not scale from drawing, use figured dimensions only  
1.1 All dimensions to be checked onsite  
1.2 This drawing to be read in conjunction with all other Gillespies drawings and specifications  
1.3 For General Arrangement Landscape Plan, refer to KXC-A-001-L-GIL-00-11201  
1.4 For Hard Materials, refer to KXC-A-001-L-GIL-00-11211 / 11212 / 11213 / 11214 / 11215  
1.5 For Walls and Edges, refer to KXC-A-001-L-GIL-00-11221 / 11222 / 11223 / 11224 / 11225  
1.6 For Detailed Levels, refer to KXC-A-001-L-GIL-00-11231 / 11232 / 11233 / 11234 / 11235  
1.7 For Landscape Roof specifications refer to KXC-A-001-L-GIL-90-SP001  
1.8 For BDP's roof details, refer to KXC-A-001-A-BDP-27-50005  
1.9 For Edge plans, refer to KXC-A-001-L-GIL-90-50040 - 50050  
1.10 For Upper Terrace Plans, refer to KXC-A-001-L-GIL-00-11261 - KXC-A-001-L-GIL-00-11263

C01	For Construction (CRF 1298)	SH	AM	22.04.20
T02	CRF 698	SH	PW	09.05.19
T01	CRF 639	SH	PW	26.02.19

© copyright GILLESPIES LLP, all rights reserved



FOR CONSTRUCTION

Title	26/02/19
Proposed Roof - RP4 Typical Paving & Interface Details 02	Project No: P2007133
	Scale: AS SHOWN
	Size: A1
	Drawn: MB
	Checked: AM
Drawing No:	Rev:
KXC-A-001-L-GIL- 90-50017	C01