

00
20022
Key Plan
Scale 1:1500 @ A1

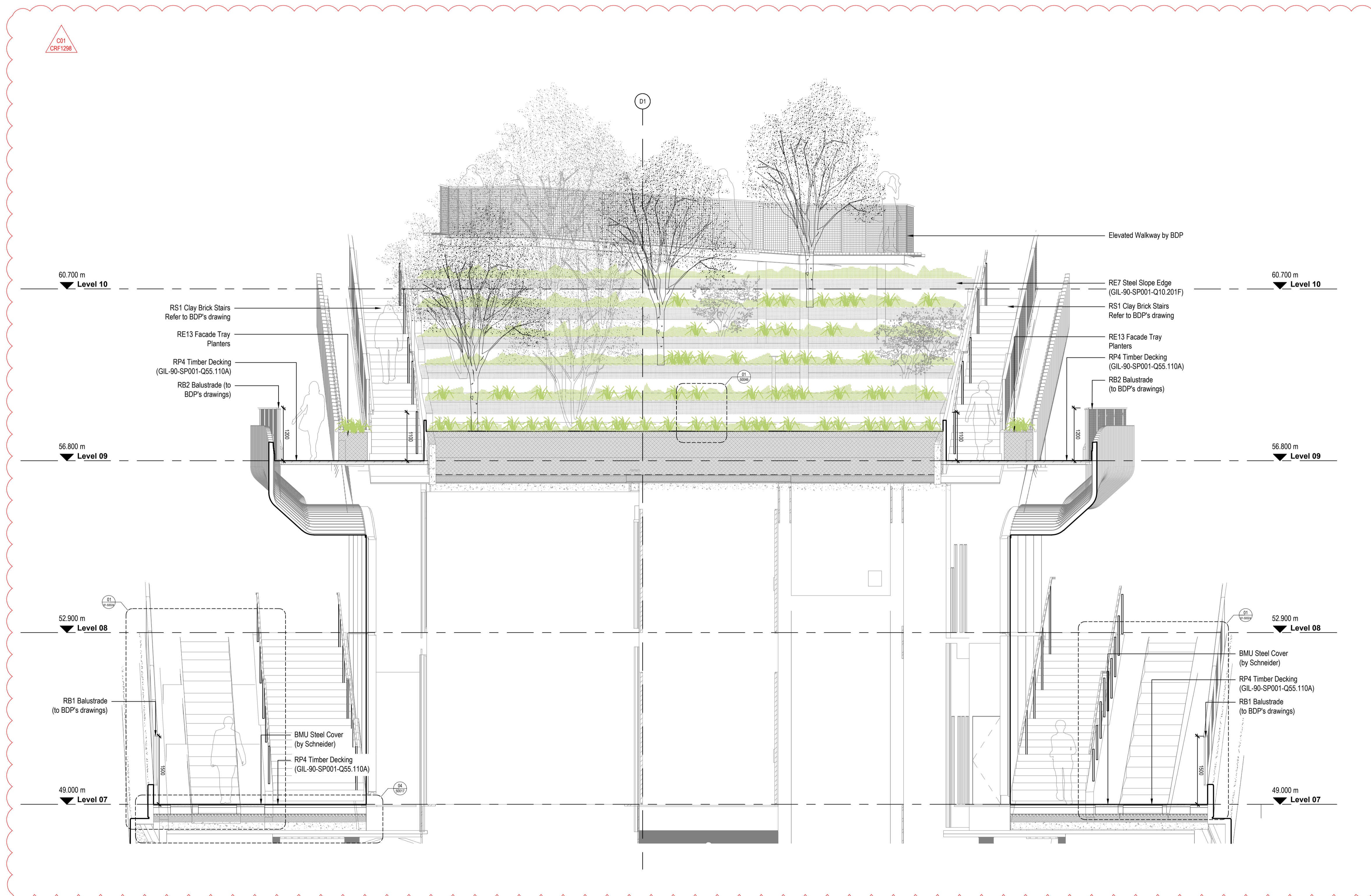


UK-LON-KGX1

The Delivery Room
2nd Floor
2 Pancras Square
London, N1C 4AG

- NOTES:
- 1.0 Do not scale from drawing, use figured dimensions only
 - 1.1 All dimensions to be checked onsite
 - 1.2 This drawing to be read in conjunction with all other Gillespies drawings and specifications
 - 1.3 For General Arrangement Landscape Plan, refer to KXC-A-001-L-GIL-00-11201
 - 1.4 For Hard Materials, refer to KXC-A-001-L-GIL-00-11211 - KXC-A-001-L-GIL-00-11215
 - 1.5 For Walls and Edges, refer to KXC-A-001-L-GIL-00-11221 - KXC-A-001-L-GIL-00-11225
 - 1.6 For Detailed Levels, refer to KXC-A-001-L-GIL-00-11241 - KXC-A-001-L-GIL-00-11245
 - 1.7 For Landscape Roof specifications refer to KXC-A-001-L-GIL-90-SP001

MAXIMUM PERMITTED BUILDING HEIGHT 69.000



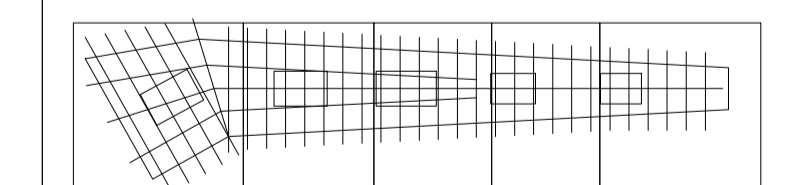
C01	For Construction (CRF 1298)	SH	AM	22.04.20
T03	For Tender (CRF 686)	SH	PW	08.05.19
T02	Stage 4 Update	SH	AM	15.12.17
T01	Stage 4 Issue	EB	AM	29.09.17

REVISION	DESCRIPTION	DRAWN	CHECKED	DATE
----------	-------------	-------	---------	------

GILLESPIES

1 St. John's Square, London EC3M 4DH
P: 020 7253 2029 F: 020 7253 3900 E: design.london@gillespies.co.uk

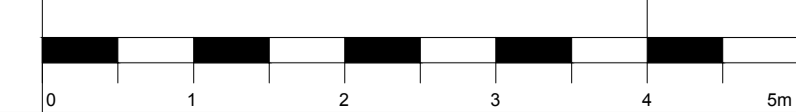
© copyright GILLESPIES LLP, all rights reserved



FOR CONSTRUCTION

Title	29/09/17
Project No	P2007133
Scale	1:50
Size	A1
Drawn	EB
Checked	AM

Drawing No: **KXC-A-001-L-GIL-00-20022** C01



01
20022
Section - Garden to Headland Slope
Scale 1:50 @ A1