

NOTES:

1.0 Do not scale from drawing, use figured dimensions only

1.1 All dimensions to be checked on site

1.2 This drawing to be read in conjunction with all other Gillespies drawings and specifications

1.3 For General Arrangement Landscape Plan, refer to KXC-A-001-L-GIL-00-11201

1.4 For Walls and Edges Plans, refer to KXC-A-001-L-GIL-00-11221/1222/1223/1224/1225

1.5 For Overall Levels Plan, refer to KXC-A-001-L-GIL-00-11202

1.6 For Detailed Levels Plans, refer to KXC-A-001-L-GIL-00-11231/1231/1233/1234/1235

1.7 For Specification, refer to KXC-A-001-L-GIL-90-SP001

1.8 For Section Plans, refer to KXC-A-001-L-GIL-00-11206

1.9 For Lower Terrace plans, refer to KXC-A-001-L-GIL-00-11251/11255


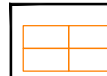
2.0 For Upper Terrace plans, refer to KXC-A-001-L-GIL-00-11261/11265

2.1 Refer to KXC-A-001-L-GIL-90-SH002 for Roof materials schedule




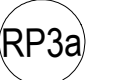
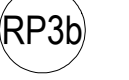

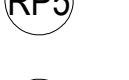













2.2 Refer to KXC-A-001-L-GIL-00-SH003 for Roof Bench schedule

KEY











GENERAL

-  NORTH SHED ENCLOSURE
PV sheet/steel frame/LR over run/NEW/enclosure
(By BDP)
-  STRUCTURAL SOIL SYSTEM
(GL-90-SP001+Q21.525A)





PAVEMENTS

-  RP1 STEEL GRILLE
Refer to Schedule's detail for further information
-  RP1a STEEL GRILLE BMU COVER
Refer to Schedule's detail for further information
-  RP2 CLAY PAVERS
(GL-90-SP001+Q25.325)
Refer to Paving details KXC-A-001-L-GIL-90-50020
For RP2 colour mixes, refer to B11 sketch
KXC-A-001-L-GIL-90-50050 PAVERS PATTERNS
-  RP3a RESIN BOUND GRAVEL
(GL-90-SP001+Q21.225A)
Refer to Paving details KXC-A-001-L-GIL-90-50030
-  RP3b RESIN BOUND GRAVEL
(GL-90-SP001+Q21.225B)
Refer to Paving details KXC-A-001-L-GIL-90-50030
-  RP4 TIMBER DECKING
(GL-90-SP001+Q21.125A)
Refer to Paving details KXC-A-001-L-GIL-90-50015
-  RP5 SELF BINDING GRAVEL
(GL-90-SP001+Q21.131)
Refer to Paving details KXC-A-001-L-GIL-90-50035
-  RP6 LOOSE PEBBLES
(GL-90-SP001+Q21.161)
Refer to Paving details KXC-A-001-L-GIL-90-50054
-  RP7 BARK MULCH
(GL-90-SP001+Q21.131)
-  RP8 BMU PEBBLES
(GL-90-SP001+Q21.161A)
Refer to Paving details KXC-A-001-L-GIL-91-50024
KXC-A-001-L-GIL-91-50025
-  WALKWAY
Refer to BDP's drawings KXC-A-001-A-BDP-24-50061 /
KXC-A-001-A-BDP-24-50062
-  RS1 STEPS (CLAY BRICK)
(GL-90-SP001+L37.110A)
Refer to step detail KXC-A-001-L-GIL-90-50030
-  RS2 DIAGONAL STAIRS
Refer to BDP's drawing KXC-A-001-A-BDP-24-51134
-  RS3 STEPS (TIMBER DECKING)
(GL-90-SP001+L37.110B)
Refer to step detail KXC-A-001-L-GIL-90-50030
-  RS4 PLATEAU STEPS (RESIN BOUND)
(GL-90-SP001+L37.110C)
Refer to step detail KXC-A-001-L-GIL-90-50064
-  RS5 AMPHITHEATRE STEPS (RESIN BOUND)
(GL-90-SP001+L37.110D)
Refer to step detail KXC-A-001-L-GIL-90-50062
-  RS6 HEADLAND STEPS (TIMBER DECKING)
(GL-90-SP001+L37.110E)
Refer to step detail KXC-A-001-L-GIL-90-50030
-  RS7 HEADLAND STEPS (TIMBER DECKING)
Swelling Steps (GL-90-SP001+L37.110F)
Refer to step details KXC-A-001-L-GIL-90-50050/502
-  RS8 PLATEAU AMPHITHEATRE SEATING STEPS
Swelling Steps (GL-90-SP001+L37.110G)
Refer to step details KXC-A-001-L-GIL-90-50050/50002
-  TP1 TACTILE PAVING
(GL-90-SP001+L37.312)
Refer to step details KXC-A-001-L-GIL-90-50054 /
KXC-A-001-L-GIL-90-50050 / KXC-A-001-L-GIL-90-50030






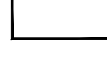
FURNITURE / SERVICES

-  RF2 TABLES AND BENCHES
In Flood Stage
-  RF4 COMPOSTING AREA
(GL-90-SP001+Q21.225A)
Refer to KXC-A-001-L-GIL-90-50056
-  RF7 MOVABLE PLANTER TYPE 1
Weathered steel planters
In Flood Stage
-  RF8 MOVABLE PLANTERS TYPE 2
Weathered steel planters
In Flood Stage
-  RF9 TIMBER BENCH
Refer to detail KXC-A-001-L-GIL-90-50047 / 50048 / 50050 /
50051 / 50052 / 50057 / 50061 / 50061
Roof Services Plans KXC-A-001-L-GIL-90-11291 /
KXC-A-001-L-GIL-90-11295 Refer to
KXC-A-001-L-GIL-90-SH003 for Roof Bench Schedule
-  BENCH ARMREST
Refer to KXC-A-001-L-GIL-90-50047 / 50048 / 50054 /
50061 / 50061 / 50062
-  RF12 CUBE SEATS (RF12)
(GL-90-SP001+Q20.225A)
Refer to detail KXC-A-001-L-GIL-90-50067
-  RF11 SPEAKER SEATS (RF11)
(GL-90-SP001+Q20.225A)
Refer to detail KXC-A-001-L-GIL-90-50067
-  STEEL GRILLE OVER SERVICES
Refer to BDP's drawings
KXC-A-001-A-BDP-27-50028 / 50029 / 50030
-  MOVEMENT JOINT
Refer to BDP's drawing

In abeyance - CRF to follow

-  RWO UNDER STEEL GRILLE
-  RWO UNDER TIMBER DECKING
-  RWO WITHIN CLAY PAVERS
-  RWO IN GRAVEL

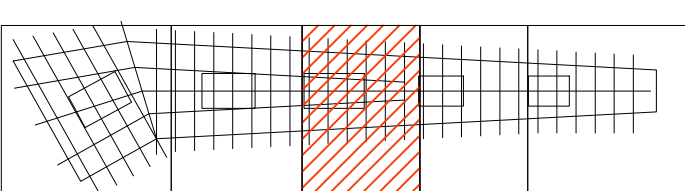
MANHOLES / ACCESS

-  RECESSED MANHOLE IN RESIN BOUND GRAVEL
Final position to be agreed with Wilbury's to ensure this works with the Resin
bound gravel setting out.
Refer to KXC-A-001-L-GIL-90-SH002 for Manhole schedule
-  RECESSED ACCESS COVER IN CLAY PAVERS
Final position to be agreed with Wilbury's to ensure this works with the
Clay pavers setting out.
Refer to KXC-A-001-L-GIL-90-SH002 for Manhole schedule
-  ACCESS COVER UNDER TIMBER DECKING
Final position to be agreed with Wilbury's to ensure this works with
the Timber decking setting out.
Refer to KXC-A-001-L-GIL-90-SH002 for Manhole schedule
-  POWER SOCKETS IN CLAY PAVERS
-  DAVIT LOCATIONS
For maintenance of services.
Refer to BDP detail KXC-A-001-A-BDP-27-50025
-  Rope access anchor point
Refer to BDP's specification KXC-A-001-Y-REE-XX-SP002
Refer to BDP detail KXC-A-001-A-BDP-27-50025

Refer All Roof Services refer to KXC-A-001-L-GIL-90-11291 -
KXC-A-001-L-GIL-90-11295

T05	For Tender (CRF 183, 614 & 915)	SH	AM	30.09.19
T04	For Tender (CRF 723)	SH	AM	05.06.19
T03	For Tender (CRF 137)	SH	AM	04.04.18
T02	Stage 4 Update	SH	AM	15.12.17
T01	Stage 4 Issue	CD	AM	29.09.17
P03	Issued for stage 4 (95% ISSUE)	CD	AM	11.08.17
P02	Issued for mid stage review	MB	AM	28.07.17
P01	Issued for Stage 4 (75% ISSUE)	CD	AM	21.07.17
P00	Issued for Stage 4 (50% ISSUE)	CD	AM	20.06.17

© copyright GILLESPIES LLP, all rights reserved



FOR TENDER

PROPOSED ROOF -
DETAILED HARD
MATERIALS PLAN 03

Issued By: T05

Drawn By: AM

Checked: MB

Approved: AM

KXC-A-001-L-GIL-00-11213

20/08/19
P2007133
1:100
A0
MB
AM