










NOTES
1.0 Do not scale from drawing, use figured dimensions only
1.1 All dimensions to be checked on site
1.2 This drawing to be read in conjunction with all other Gillespies drawings and specifications
1.3 For General Arrangement Landscape Plan, refer to KXC-A-001-L-GIL-00-11201
1.4 For Overall Levels Plan, refer to KXC-A-001-L-GIL-00-11202
1.5 For Hard Materials Plans, refer to KXC-A-001-L-GIL-00-11211/11212/11213/11214/11215
1.6 For Walls and Edges Plans, refer to KXC-A-001-L-GIL-00-11221/11222/11223/11224/11225

KEY

EDGES

-  PROPOSED SURFACE LEVELS
-  PROPOSED TOP OF WALL LEVELS
-  PROPOSED FINISHED FLOOR LEVELS
-  PROPOSED TOP OF BENCHES LEVELS
-  PROPOSED TOP OF RAMP LEVELS
(refer to BDP's drawings)
-  FALL
-  PERMEABLE PAVING
-  NUMBER OF STEPS

For Slab and Insulation Levels, refer to BDP Drawing KXC-A-001-A-BDP-27-0955



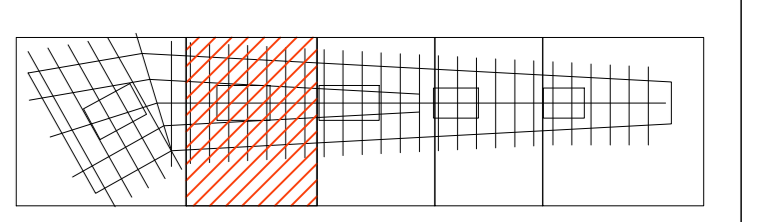
FOR CONTINUATION REFER TO KXC-A-001-L-GIL-00-11241

FOR CONTINUATION REFER TO KXC-A-001-L-GIL-00-11243

T04	For Tender (CRF 614)	SH	AM	01.10.19
T03	For Tender (NMC - Additional levels added)	SH	AM	10.04.18
T02	Stage 4 Update	SH	AM	15.12.17
T01	Stage 4 Issue	CD	AM	29.09.17
P01	Issued for Stage 4 (95% Issue)	MB	AM	11.08.17
P00	Issued for Stage 4 (75% Issue)	CD	AM	21.07.17



© copyright GILLESPIES LLP, all rights reserved



FOR TENDER

Project No.	01110/2019
Project Name	P2007133
Scale	1:100
Discipline	AD
Stage	CD
Author	AM
Client	KXC-A-001-L-GIL-00-11242
Sheet No.	T04

