

Building Design Partnership shall have no responsibility for any use made of this document other than for that which it was prepared and issued.

All dimensions should be checked on site.

Do not scale from this drawing.

Any drawing errors or divergences should be brought to the attention of Building Design Partnership at the address shown below.

Drawings shall be read in conjunction with the following before work commences:

- The CDM design issues register
- The BDP risk series of drawings
- The project CDM risk register

#### Abbreviations

FFL=Finished Floor Level  
SSL=Structural Slab Level  
SFL=Screed Finish Level  
PC=Precast Concrete  
TOC=Top of Concrete

#### General Notes

NOTE: Please refer to Stair scope drawing KXC-A-001-A-BDP-24-\*\* for stair locations

- 01:** Facade design incl. specification and details provided by Facade Specialist. (ARUP Facades) KXC-A-001-Y-ARP
- 02:** Refer to Landscape Architects drawings for roof detailing KXC-A-001-L-GIL
- 03:** Refer to AKT II drawings for structural engineers design. KXC-A-001-S-AKT
- 04:** Refer to Lighting Consultants documentation. A10 KXC-A-001-J-ATN & BDP KXC-A-001-J-BDP-63-SH001, spec KXC-A-001-J-BDP-63-SP001 and the 63 series of drawings.

Note: Refer to Landscape Architects drawings for nosing detail.

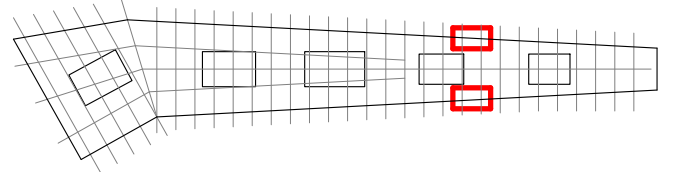
C03	Construction Issue - CRF 723	SP	JM	10.05.19
C02	Construction Issue - NMC	SP	AE	19.12.18
C01	Construction Issue ( Steelwork)	RY	TW	25.01.18
T02	Stage 4 Update Tender Issue	RY	TW	15.12.17
T01	Stage 4 Issue	WT	JC	29.09.17
REVISION	DESCRIPTION	DRAWN	CHECKED	DATE

**BDP.**

16 Brewhouse Yard  
Clerkenwell  
London  
EC1V 4LJ  
United Kingdom

T +44 [0]20 7812 8000  
www.bdp.com

STATUS



FOR CONSTRUCTION

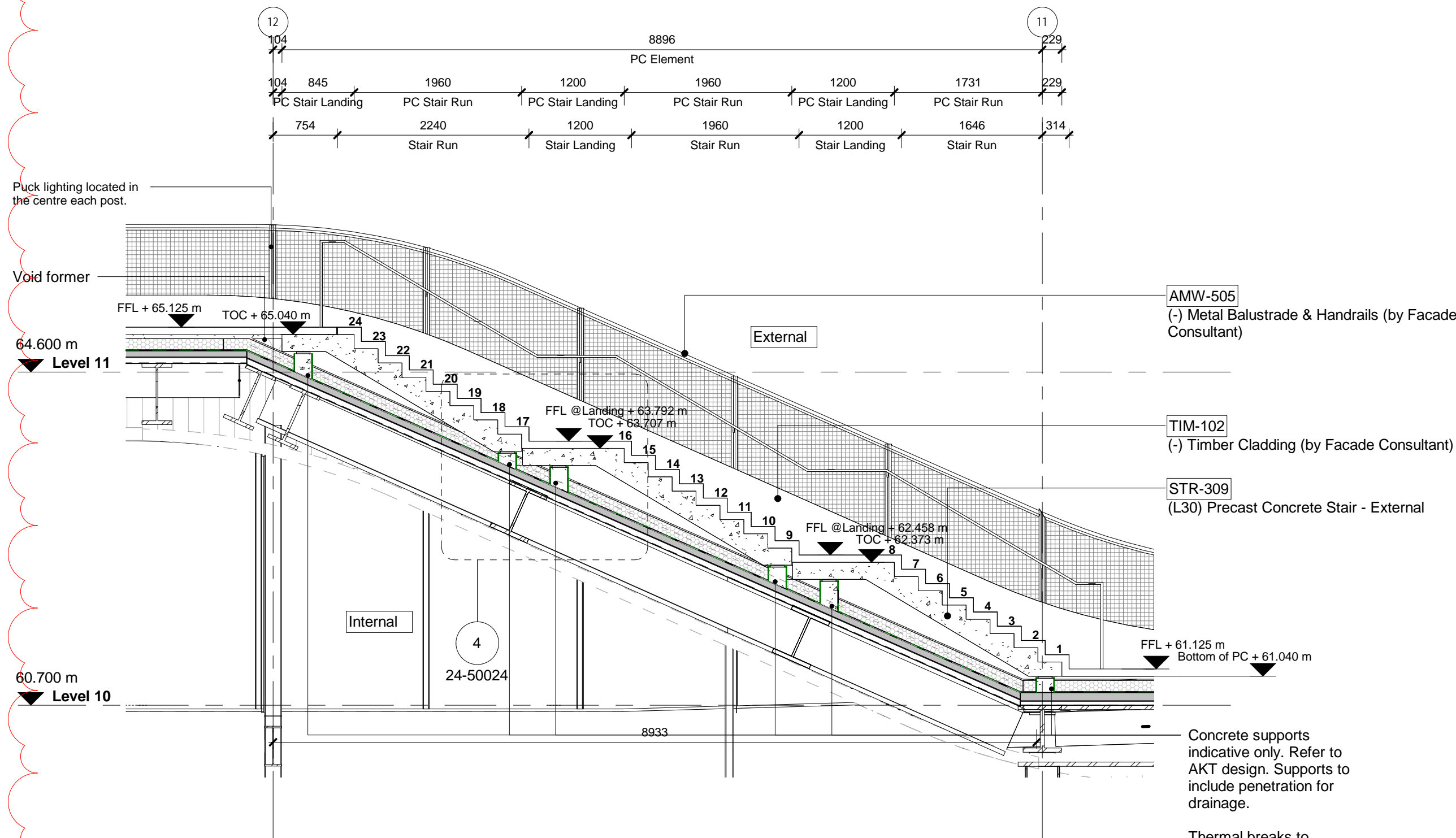
Roof Plane - E8 External  
Stair Setting Out

KXC-A-001-A-BDP-24-50022

C03

## 1 Stair E8-E Setting Out Plan

1:50



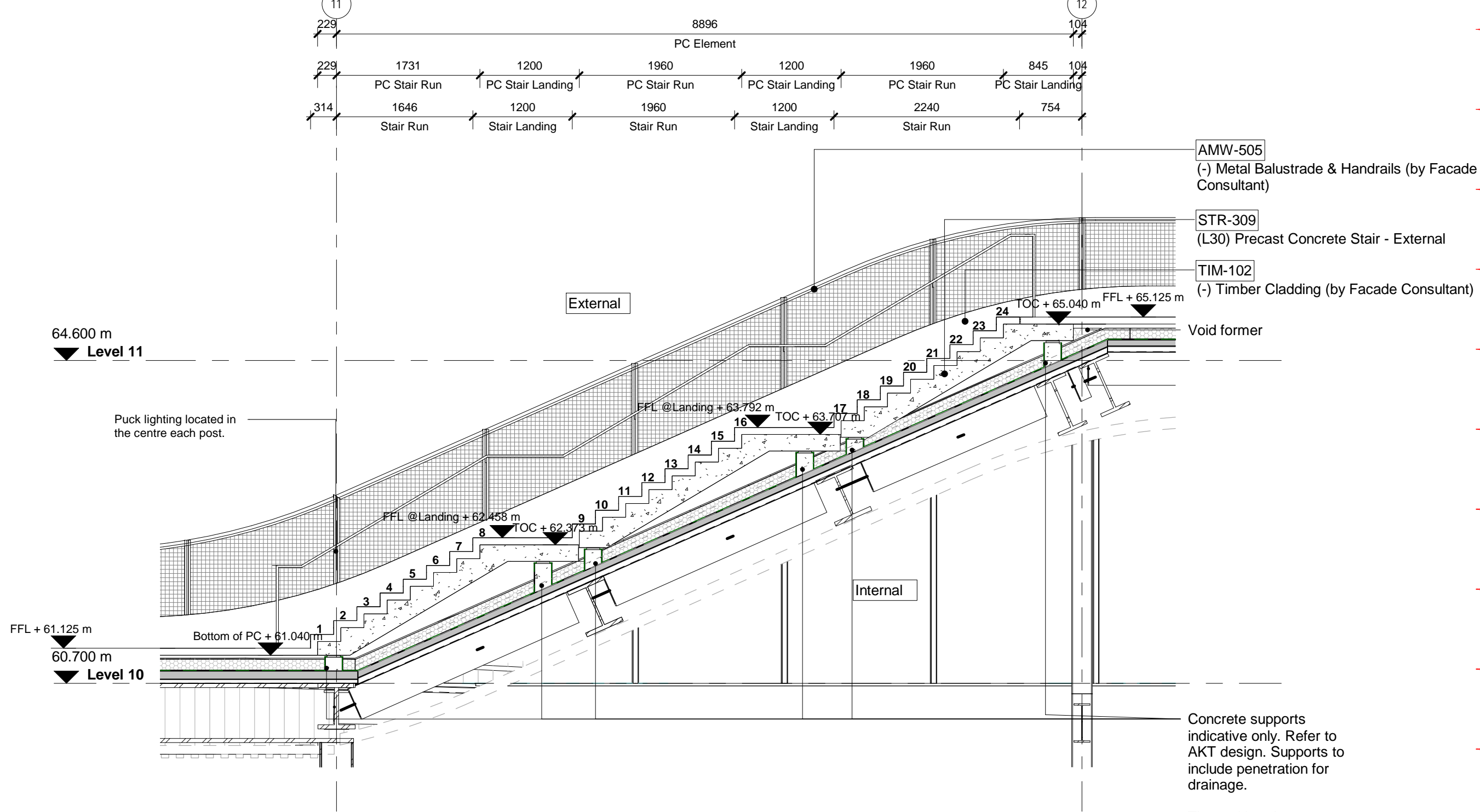
## 2 Stair E8-E Setting Out Section

1:50

C03 - Setting out amended - CRF 723

## 1A Stair E8-W Setting Out Plan

1:50



## 2A Stair E8-W Setting Out Section

1:50

C03 - Note added - CRF 723

#### Stair Dimensions

Tread	280 mm
Rise	166.7 mm
Waist	200 mm

#### Stair Summary

Balustrade	Metal (by Facade Consultant)
Handrail	Metal (by Facade Consultant)
Central Handrail	-

#### Finishes

Tread	Clay Brick by Landscape Arch.
Riser	Clay Brick by Landscape Arch.
Nosing	by Landscape Arch.
Half Landing	-
Main Landing	Clay Brick by Landscape Arch.
Walls	-

0 1 2 3 4 5m