

Building Design Partnership shall have no responsibility for any use made of this document other than for that which it was prepared and issued.

All dimensions should be checked on site.

Do not scale from this drawing.

Any drawing errors or divergences should be brought to the attention of Building Design Partnership at the address shown below.

Drawings shall be read in conjunction with the following before work commences:

- The CDM design issues register
- The BDP risk series of drawings
- The project CDM risk register

Abbreviations

FFL=Finished Floor Level
SSL=Structural Slab Level
SFL=Screed Finish Level
PC=Precast Concrete
TOC=Top of Concrete

General Notes

NOTE: Please refer to Stair scope drawing KXC-A-001-A-BDP-24-** for stair locations

- 01: Facade design incl. specification and details provided by Facade Specialist. (ARUP Facades) KXC-A-001-Y-ARP
- 02: Refer to Landscape Architects drawings for roof detailing KXC-A-001-L-GIL
- 03: Refer to AKT II drawings for structural engineers design. KXC-A-001-S-AKT
- 04: Refer to Lighting Consultants documentation. A10 KXC-A-001-J-ATN & BDP KXC-A-001-J-BDP-63-SH001, spec KXC-A-001-J-BDP-63-SP001 and the 63 series of drawings.

Note: Refer to Landscape Architects drawings for nosing detail.

C02	Construction Issue - CRF 723	SP	JM	10.05.19
C01	Construction Issue (Steelwork)	RY	TW	25.01.18
T02	Stage 4 Update Tender Issue	RY	TW	15.12.17
T01	Stage 4 Issue	WT	JC	29.09.17
REVISION	DESCRIPTION	DRAWN	CHECKED	DATE

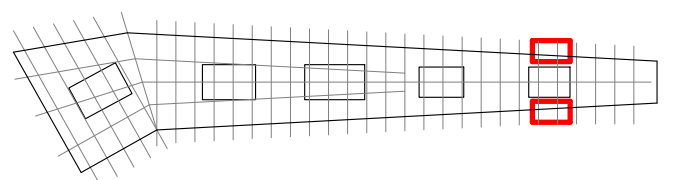
BDP.

16 Brewhouse Yard
Clerkenwell
London
EC1V 4LJ
United Kingdom

T +44 [0]20 7812 8000
www.bdp.com

STATUS

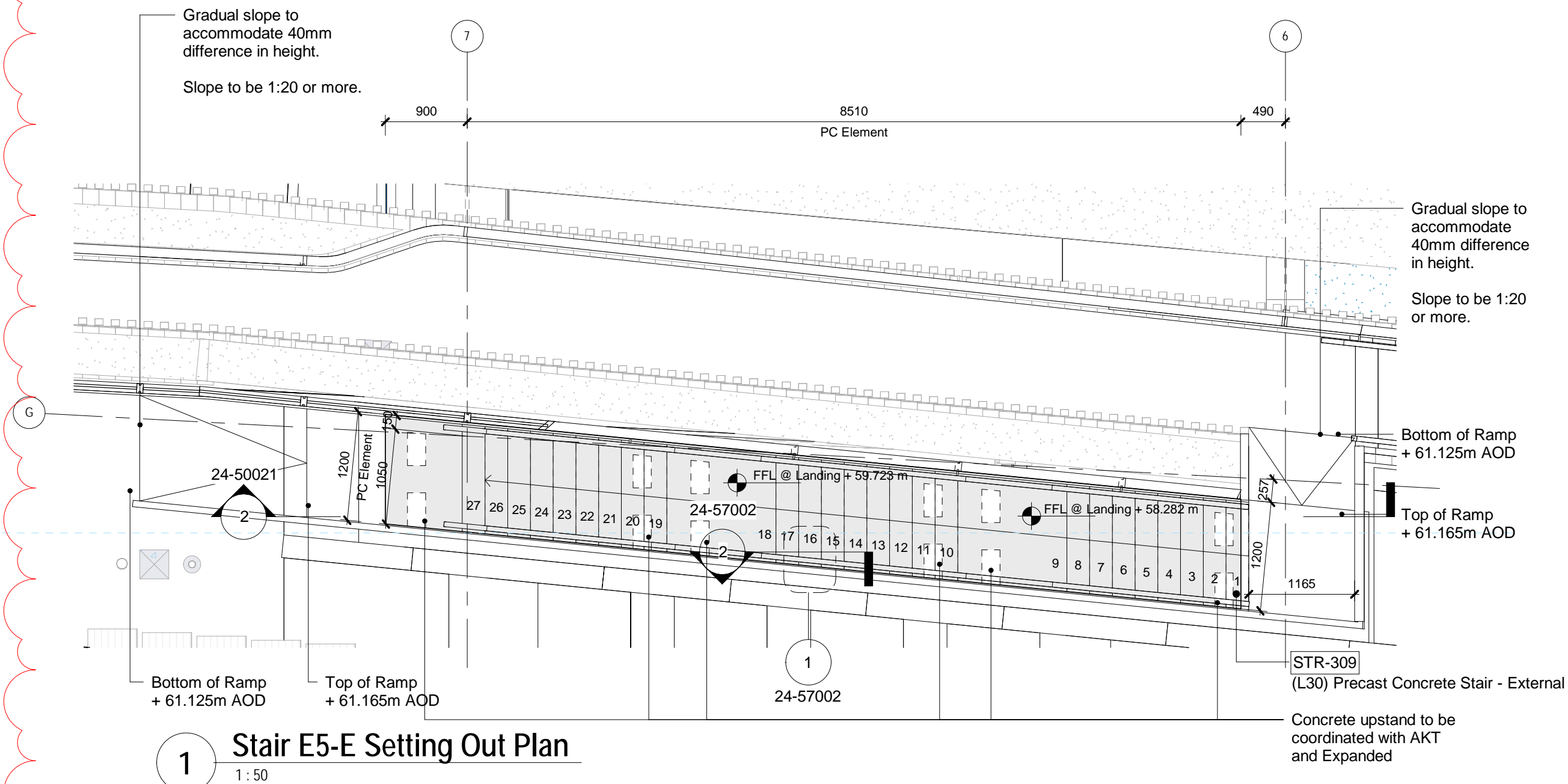
FOR CONSTRUCTION



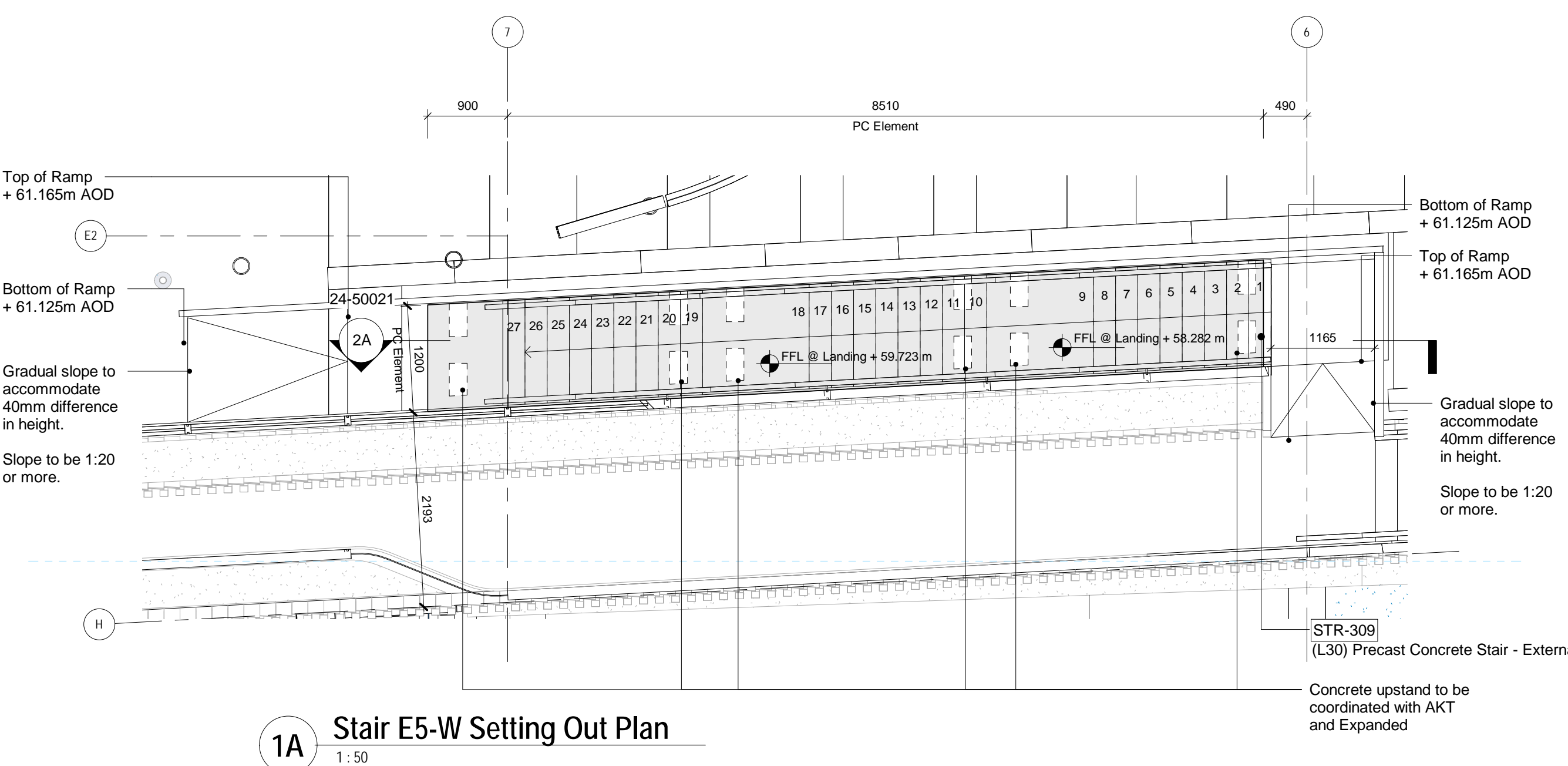
Roof Plane - E5 External
Stair Setting Out

Title	09/28/17
Project No.	P2007133
Scale	1 : 50
Size	A1
Drawn	RY
Checked	TW
Rev:	
Drawing No.	KXC-A-001-A-BDP-24-50021
C02	

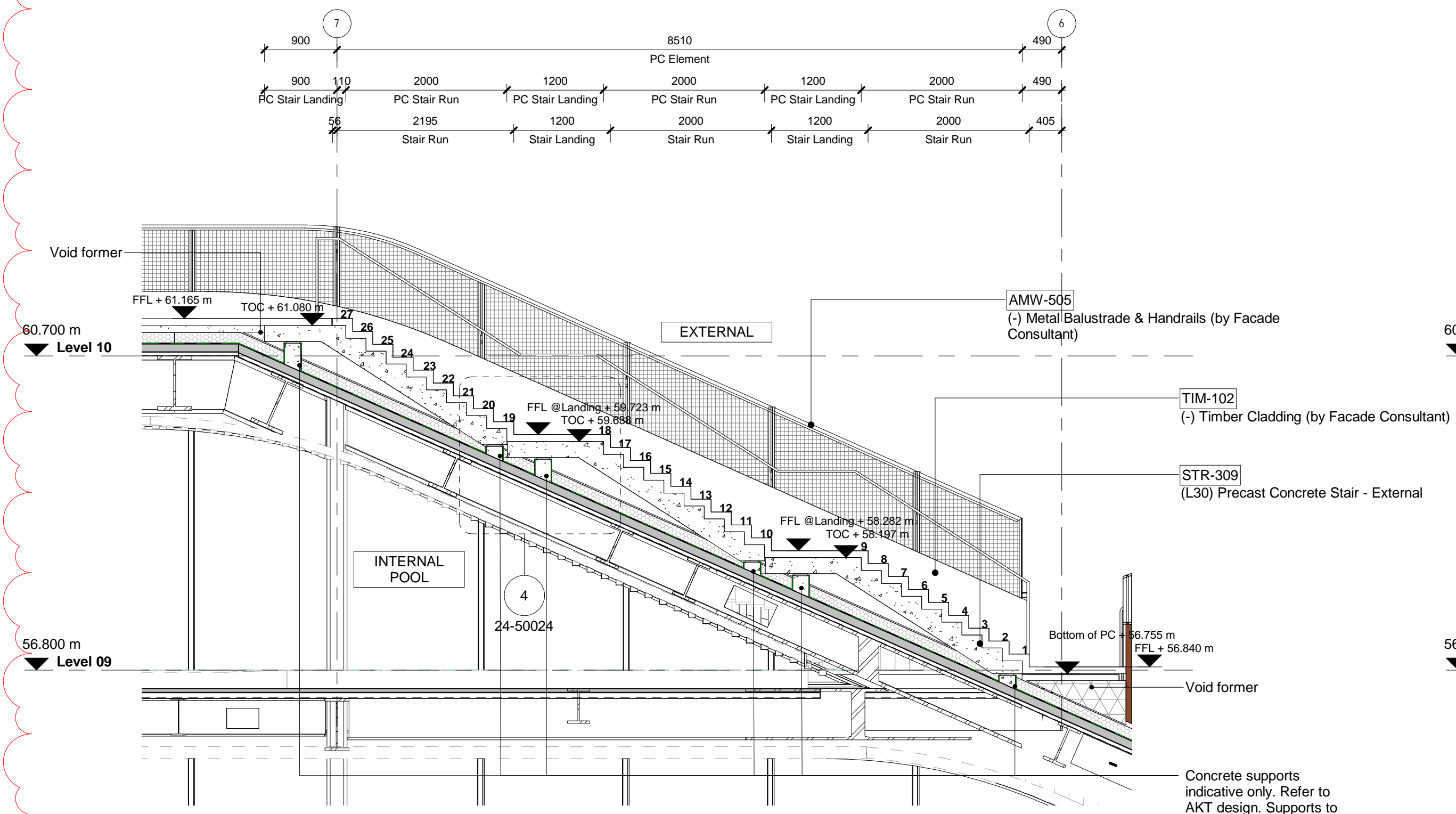
0 1 2 3 4 5m



1 Stair E5-E Setting Out Plan
1:50



1A Stair E5-W Setting Out Plan
1:50



2 Stair E5-E Setting out Section
1:50

C02 - Stair setting out amended - CRF 723

C02 - Note added - CRF 723

Stair Dimensions

Tread	250 mm
Rise	160.2 mm
Waist	200 mm

Stair Summary

Balustrade	Metal (by Facade Consultant)
Handrail	Metal (by Facade Consultant)
Central Handrail	-

Finishes

Tread	Clay Brick by Landscape Arch.
Riser	Clay Brick by Landscape Arch.
Nosing	by Landscape Arch.
Half Landing	-
Main Landing	Clay Brick by Landscape Arch.
Walls	-