

Building Design Partnership shall have no responsibility for any use made of this document other than for that which it was prepared and issued.

All dimensions should be checked on site.

Do not scale from this drawing.

Any drawing errors or divergences should be brought to the attention of Building Design Partnership at the address shown below.

- Drawings shall be read in conjunction with the following before work commences:
- The CDM design issues register
  - The BDP risk series of drawings
  - The project CDM risk register

**Abbreviations**

FFL=Finished Floor Level  
SSL=Structural Slab Level  
SFL=Screed Finish Level  
PC=Precast Concrete  
TOC=Top of Concrete

**General Notes**

NOTE: Please refer to Stair scope drawing KXC-A-001-A-BDP-24-\*\* for stair locations

- Facade design incl. specification and details provided by Facade Specialist. (ARUP Facades) KXC-A-001-Y-ARP
- Refer to Landscape Architects drawings for roof detailing KXC-A-001-L-GIL
- Refer to AKT II drawings for structural engineers design. KXC-A-001-S-AKT
- Refer to Lighting Consultants documentation. A10 KXC-A-001-J-ATN & BDP KXC-A-001-J-BDP-63-SH001, spec KXC-A-001-J-BDP-63-SP001 and the 63 series of drawings.

Note: Refer to Landscape Architects drawings for nosing detail.

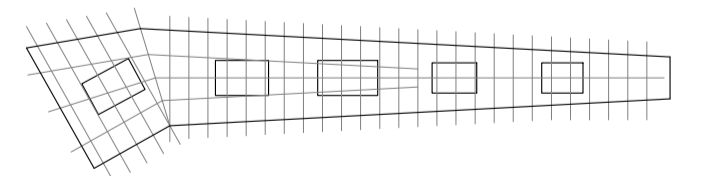
C01	Construction Issue - CRF 723	SP	JM	10.05.19
REVISION	DESCRIPTION	ISSUED	DESIGNED	DATE

**BDP.**

16 Brevhouse Yard  
Clerkenwell  
London  
EC1V 4LJ  
United Kingdom

T +44 [0]20 7812 8000  
www.bdp.com

01/14



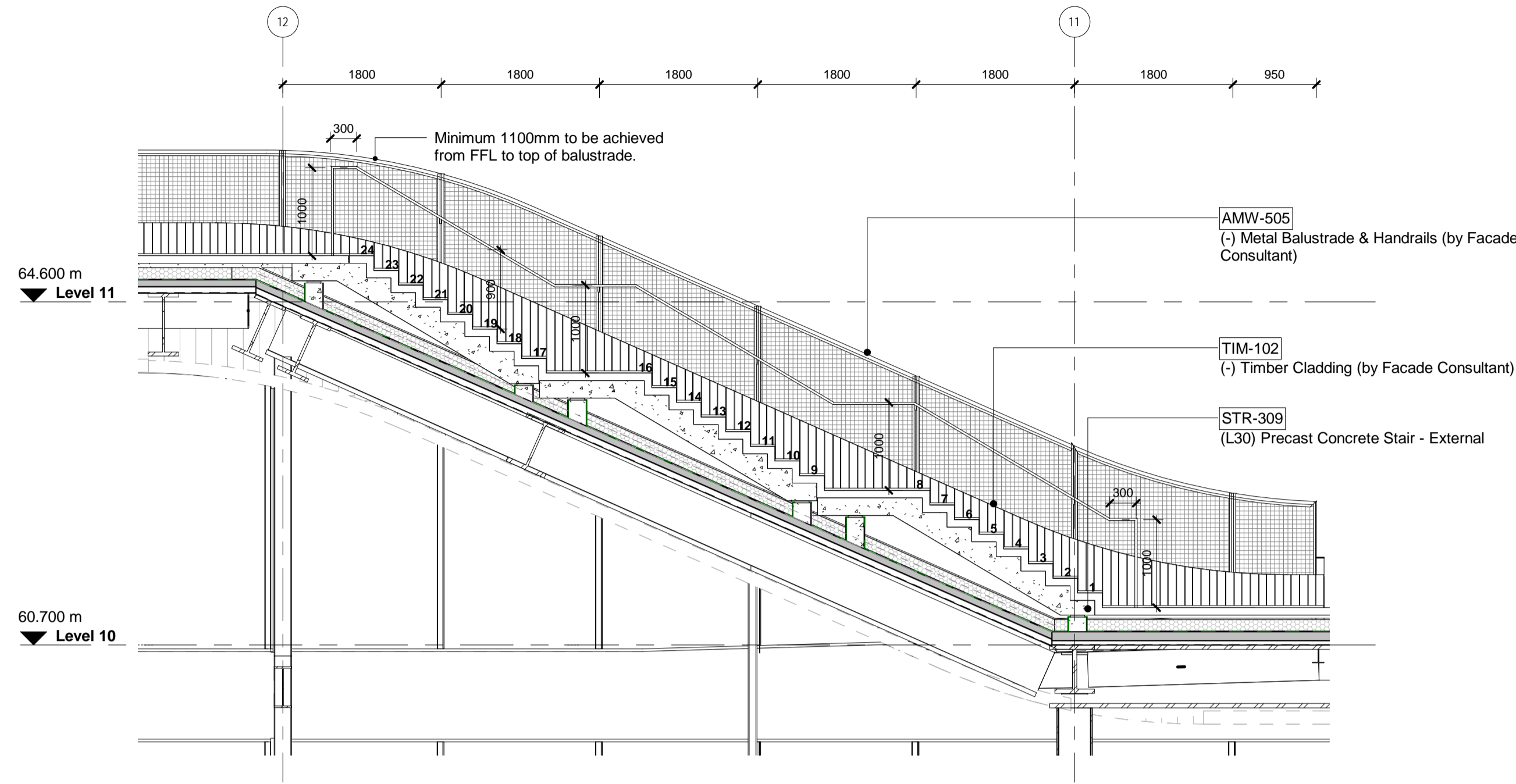
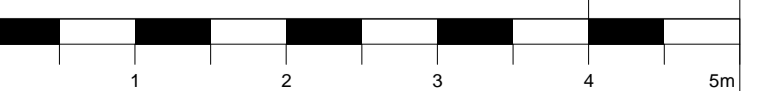
**FOR CONSTRUCTION**

Title  
**Roof Plane - External Stair Handrail Details 2**

Date: 30/04/19  
Project No: P2007133  
Scale: 1 : 50  
Size: A1  
Drawn: SP  
Checked: JM

Drawing No:  
**KXC-A-001-A-BDP-24-57003**

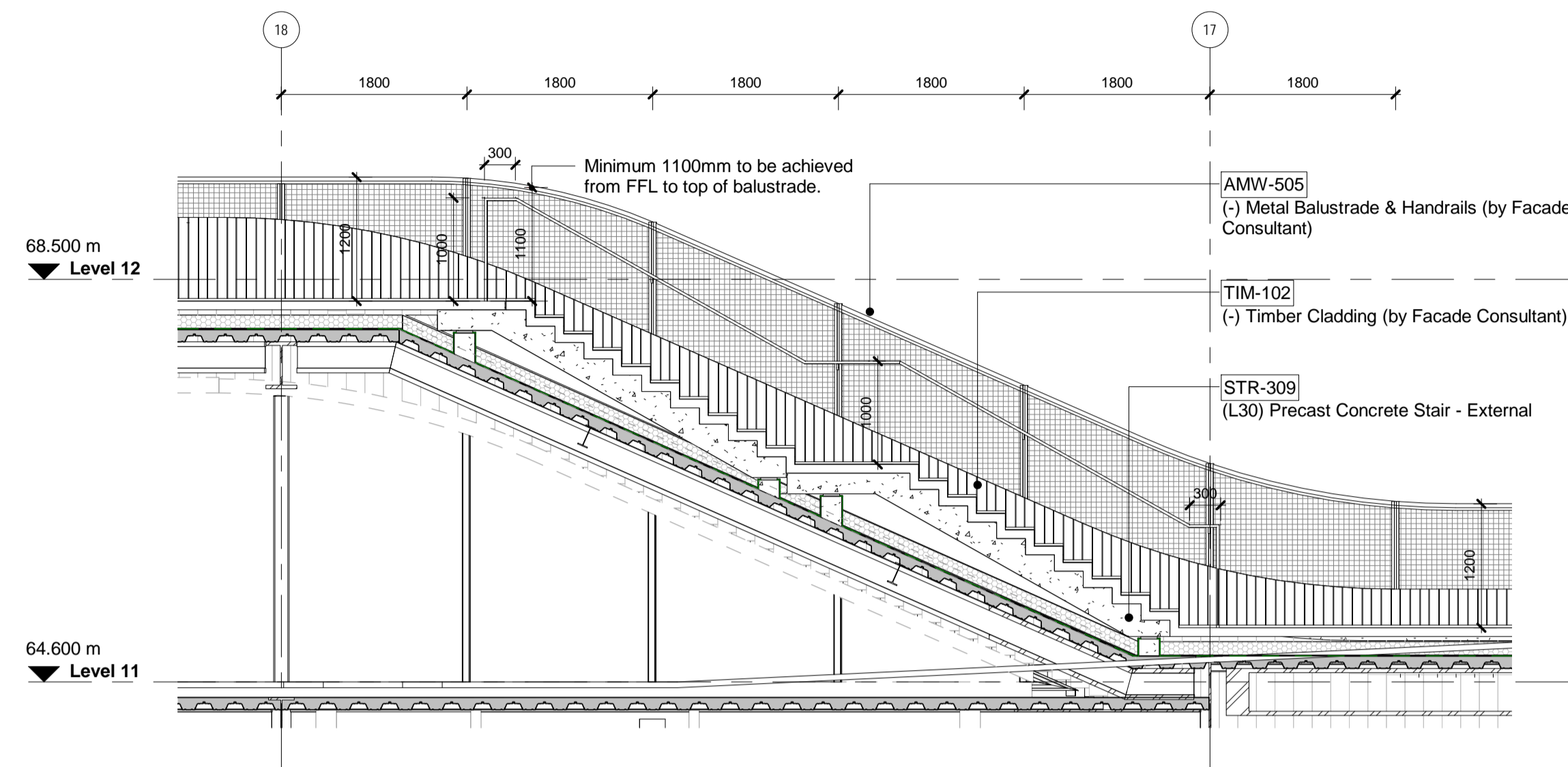
Rev:  
**C01**



**1 Stair E8 East - Handrail Setting Out Section 1**

1:50

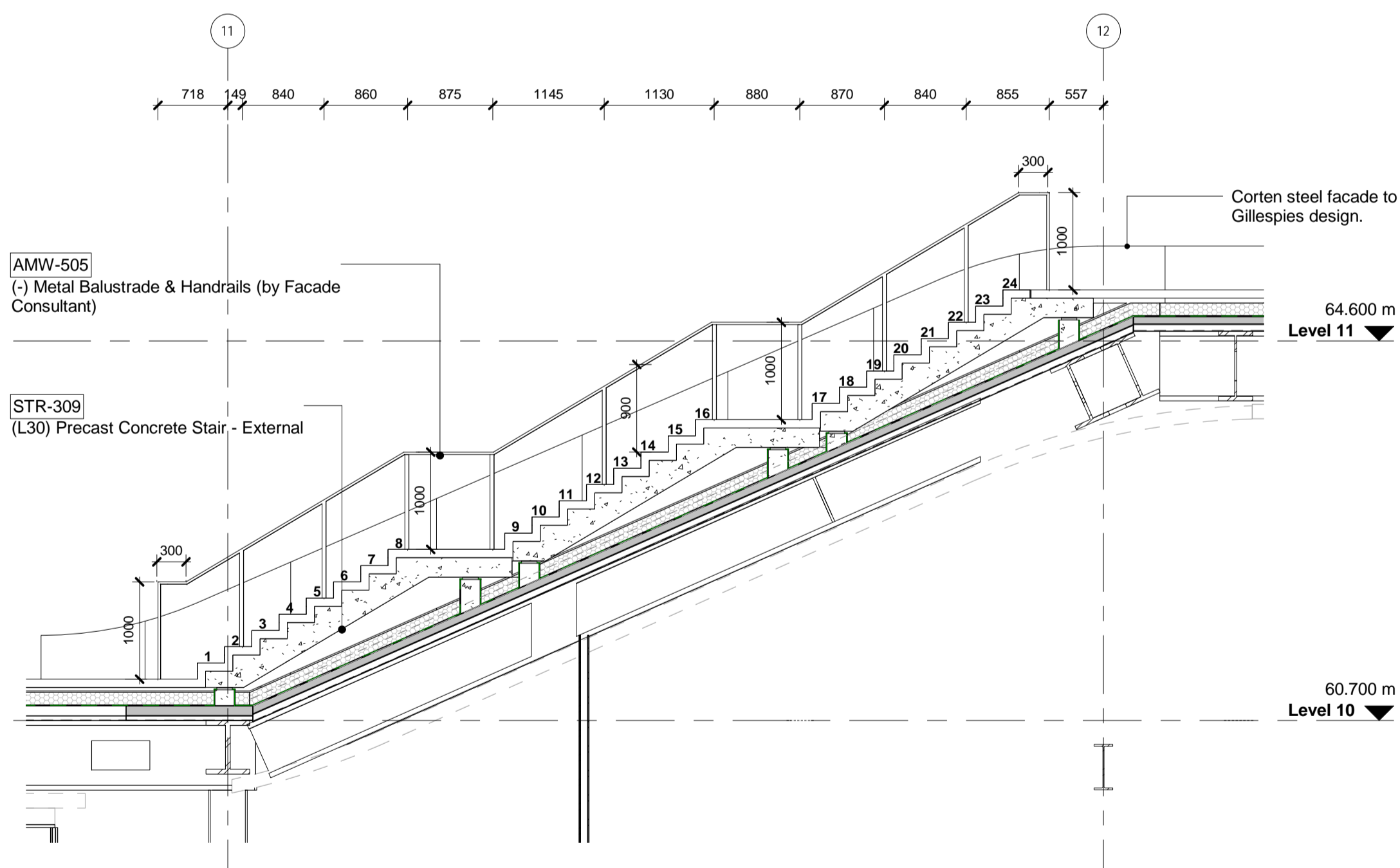
SETTING OUT ALSO APPLIES TO STAIRS E8 WEST



**3 Stair E11 East - Handrail Setting Out Section 1**

1:50

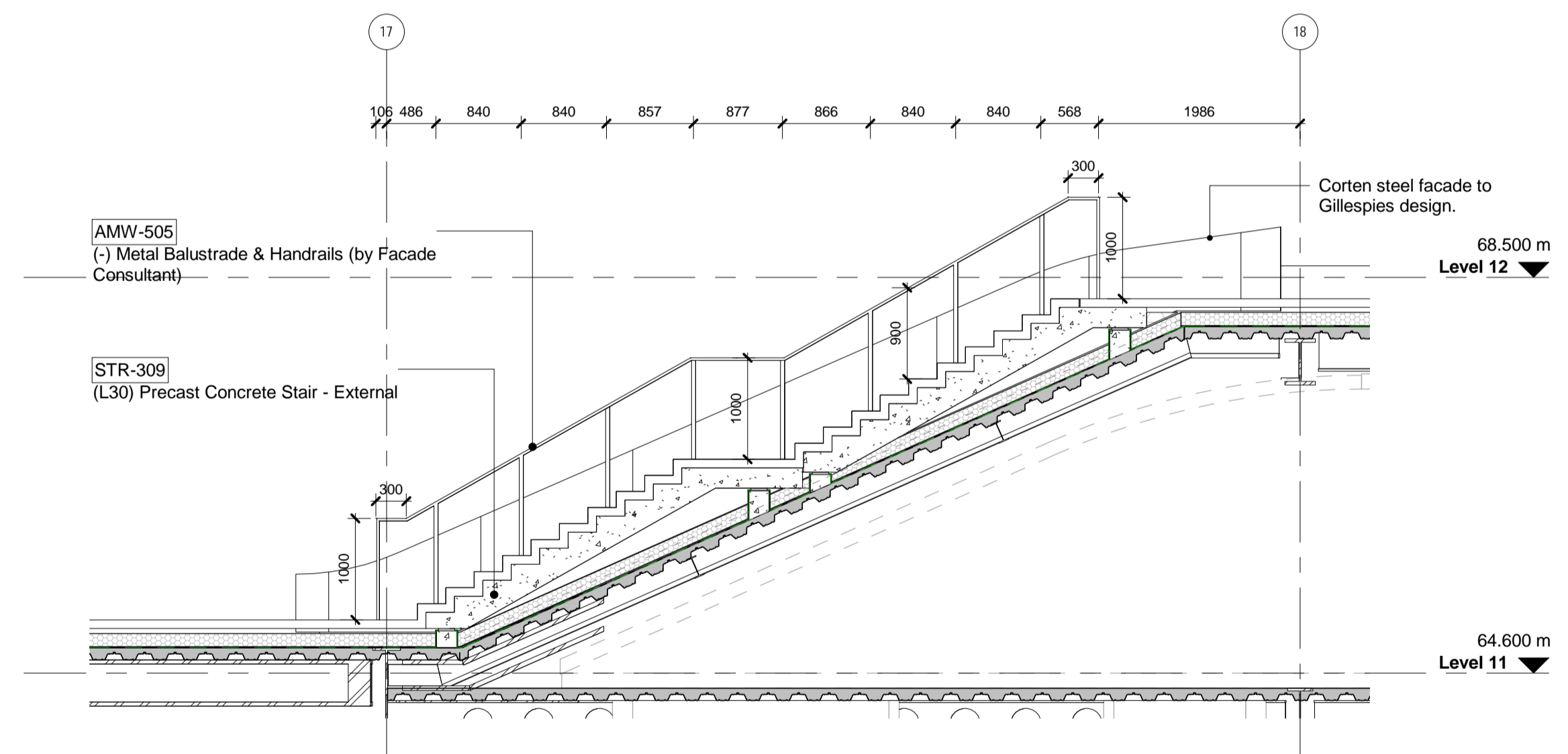
SETTING OUT ALSO APPLIES TO STAIRS E11 WEST



**2 Stair E8 East - Handrail Setting Out Section 2**

1:50

SETTING OUT ALSO APPLIES TO STAIRS E8 WEST



**4 Stair E11 East - Handrail Setting Out Section 2**

1:50

SETTING OUT ALSO APPLIES TO STAIRS E11 WEST