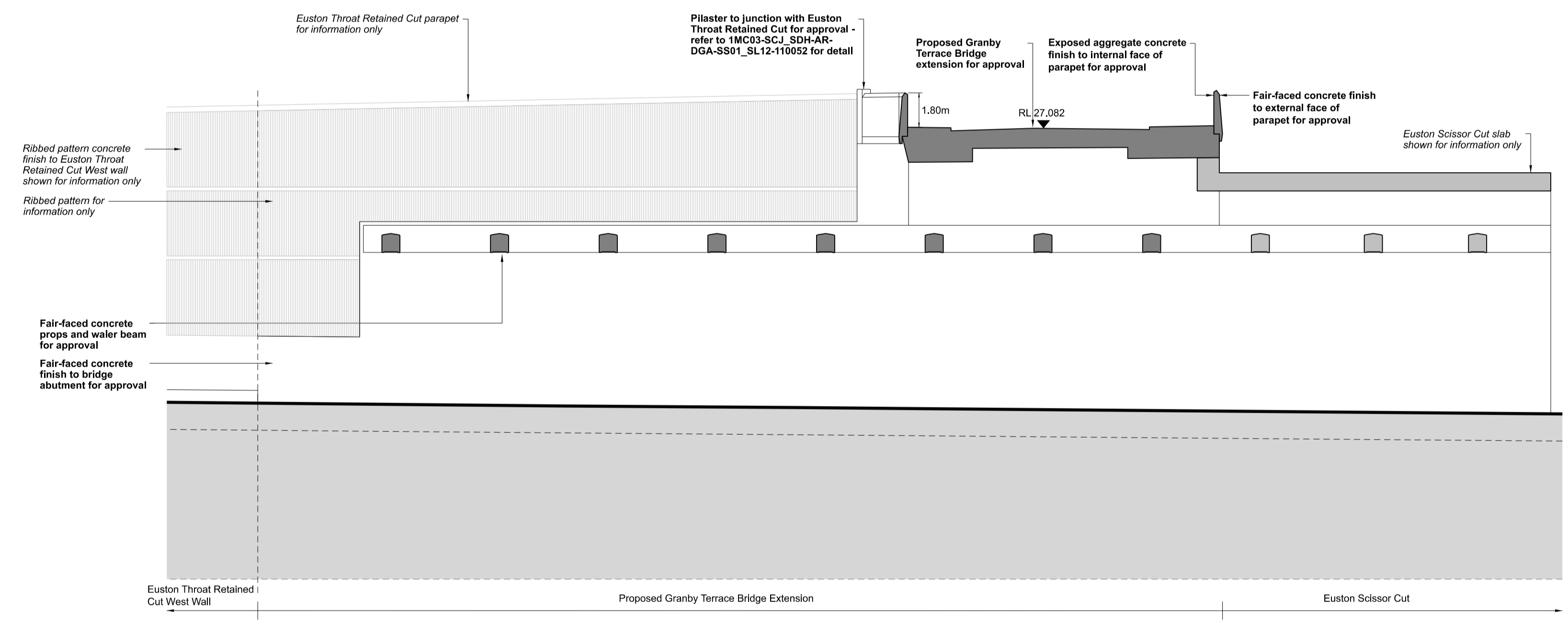
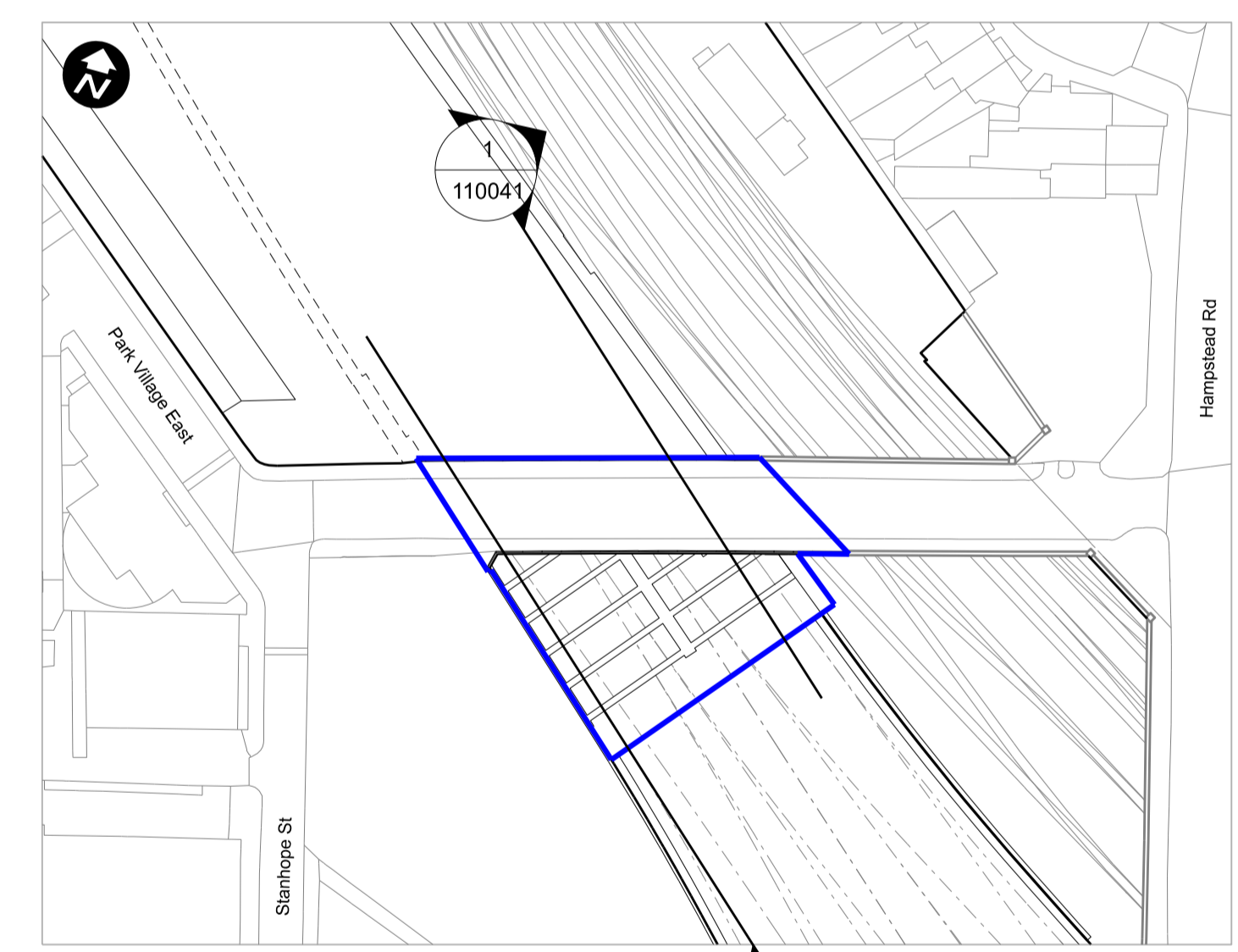


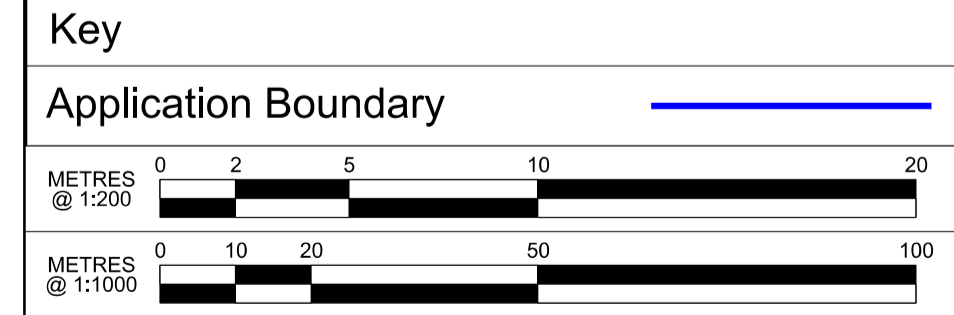
1 Cross Section Looking East
1:200



2 Cross Section Looking West
1:200



3 Keyplan
1:1000



ISSUED FOR ACCEPTANCE

Rev	Description	Drawn	Checked	Con App	HS2 App	Scale with caution as distortion can occur.
P01	GTB_Schedule 17 Submission	JX	VD			© Crown Copyright and database right 2018. All rights reserved. Ordnance Survey Licence number 100049190 © Crown Copyright material is reproduced with the permission of Land Registry under delegated authority from the Controller of HMSO. This material was last updated on 2018 and may not be copied, distributed, sold or published without the formal permission of Land Registry. Only an official copy of a title plan or register obtained from the Land Registry may be used for legal or other official purposes.
P02	GTB_Schedule 17 LA Submission	JX	VD			
P03	GTB_Schedule 17 Final Submission	JX	VD			
P04	GTB_Schedule 17 Final Re-Submission A	JX	VD			

Legends/Notes:
 G1. All dimensions are in millimetres unless noted otherwise.
 G2. All levels are in metres relative to OD (Ordnance Datum, Newlyn) unless noted otherwise.
 G3. Chainages are expressed in metres and measured from Euston Station.
 G4. Global coordinates are indicated by Eastings (E) and Northings (N) to the project snake grid.
 G5. All angles are in degrees (0°-360°) unless noted otherwise.
 G6. Dimensions are not to be scaled from the drawing.
 G7. For the scope of works by the rail systems contractor, as indicatively shown on the drawings, refer to WI 100
 G8. The current design is based on Project Master Alignment (PMA) 2.0
 G9. For all locations of sections and elevations, please refer to 1MC03-SCJ_SDH-AR-DGA-SS01_SL12-110011

Zone		Granby Terrace Bridge		Project/Contract		HS2-MWCC SCS Sector S1	
Design Stage		Detailed Design		Discipline/Function		Architectural	
Drawing Title		Granby Terrace Bridge		Drawn	Checked	Approved	
Schedule 17 Plans and Specifications		J Xu	V.De Siqueira	D Lewin			
Cross Sections		Date	22/01/21	Scale	AS SHOWN	Size	A1
For Approval		Drawing No.		1MC03-SCJ_SDH-AR-DSE-SS01_SL12-110041		Rev.	
						P04	