
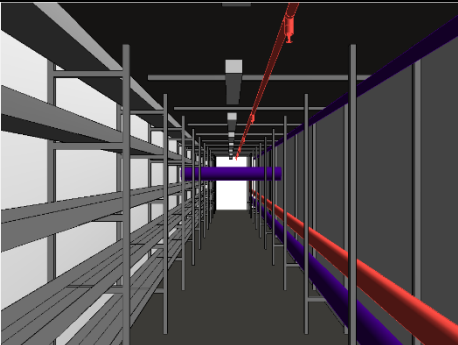





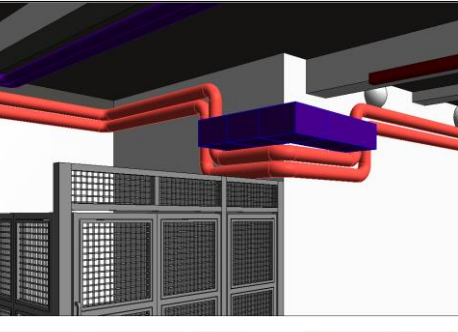


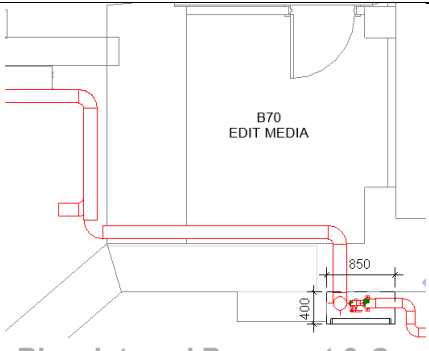




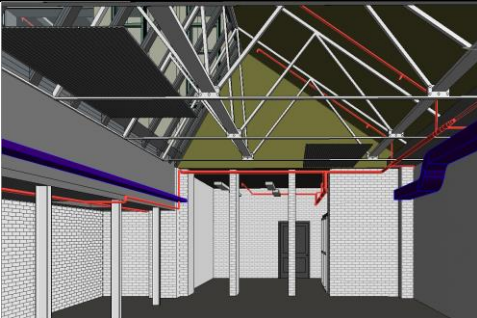

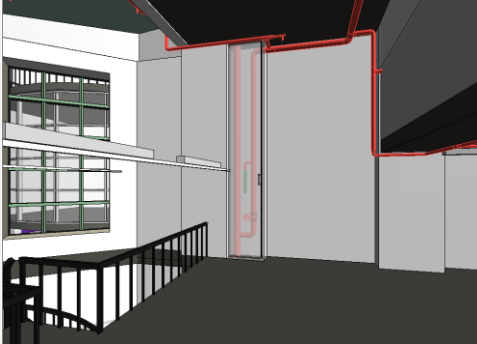


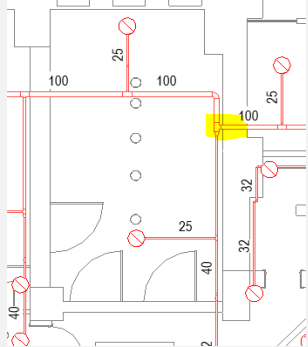



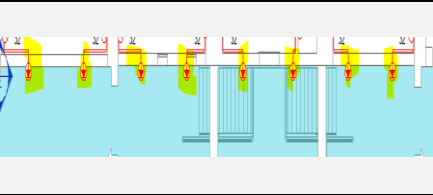
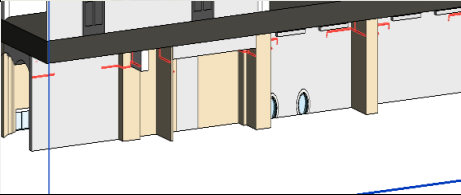



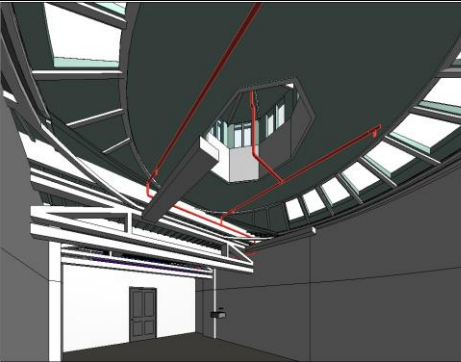
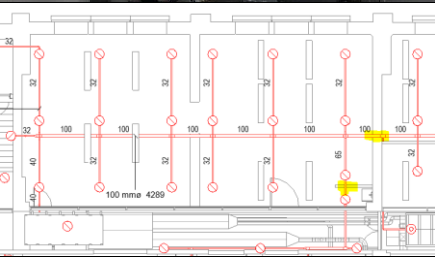
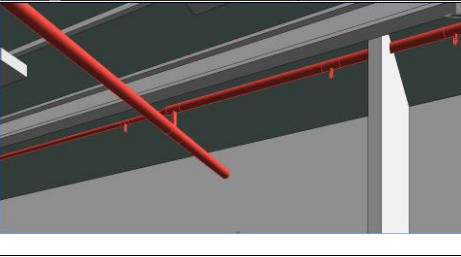


Slade School of Art Key Areas – Sprinkler System

Room/Area	Existing Area	Proposed Design on Model	Additional Comments
Tunnel C			Sprinkler Protection & Main
Service Yard			Alarm Valve Room Location
Service Yard Entrance Gate			Sprinkler Mains Routing through Gate, around Wilkins
Service Yard Routing			Sprinkler Mains routing around Wilkins
Building Entry, B70 Edit Media, Outside Studio 10			1 Sprinkler Main feed for New Recycling Unit. 1 Sprinkler Main routing into 'B70 Edit Media' room for distribution in to Studio 10 (Slade)

<p>B70 Edit Media Sprinkler Main</p>			<p>Entry in to Slade</p>
<p>Studio 10 – Basement</p>			<p>Basement Riser & Floor Feed</p>
<p>Workshops - Basement</p>			
<p>G07 Studio – Ground</p>			<p>Ground Riser & Floor Feed</p>
<p>G82 Foyer & Stairs – Ground</p>			

<p>Ground Pipe penetration Example</p>			
<p>F05 Painting Studio 4 – First</p>			<p>First Riser & Floor Feed</p>
<p>First Pipe penetration Example</p>			
<p>S07 Painting Studio – Second</p>			<p>Second Riser & Floor Feed</p>

<p>S14 Painting Studio – Second</p>			
<p>Second Pipe penetration Example</p>			
<p>Typical Building Penetration Sections</p>	