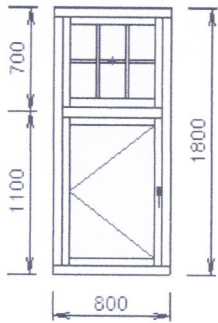


Pos.	No	Drawing	Description of items
1	2		<p>Flush Casement Open OUT</p> <p>Width x Height: 800mm x 1800mm</p> <p>Timber type: Meranti Glass type: FLOAT 4mm/swisspacer 16mm/ low-e 4mm Astragal bars 102.05 / 102.09, 20mm Swisspacer type: warm edge TGI Swisspacer colour: white RAL 9016 Surface coating: RAL 9016 Internal silicon colour: white External silicon colour: white Gasket colour: white Hardware system: Egress hinges Handle type: Monkey Tail Handle colour: black Micro-porous Paint Finishes Cill tbc</p>

1 x Office Bay Left Casement

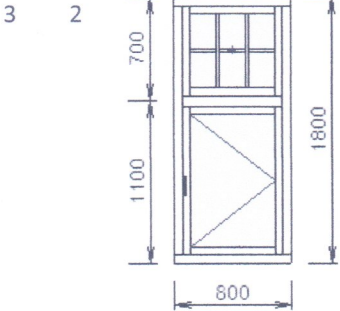
1 x Bed1 Bay Left Casement

2	2		<p>Flush Casement Open OUT</p> <p>Width x Height: 1200mm x 1800mm</p> <p>Timber type: Meranti Glass type: FLOAT 4mm/swisspacer 16mm/ low-e 4mm Astragal bars 102.05 / 102.09, 20mm Swisspacer type: warm edge TGI Swisspacer colour: white RAL 9016 Surface coating: RAL 9016 Internal silicon colour: white External silicon colour: white Gasket colour: white Hardware system: Egress hinges Handle type: Monkey Tail Handle colour: black Micro-porous Paint Finishes Cill tbc Fixed mullion</p>
---	---	--	---

1 x Office Bay Centre Casement


1 x Bed1 Bay CentreCasement

Pos.	No	Drawing	Description of items
------	----	---------	----------------------

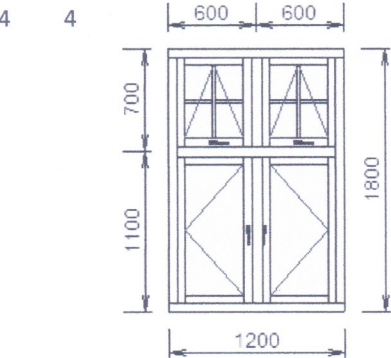


1 x Office Bay Right Casement

1 x Bed1 Bay Right Casement



Office & Bed1 Bays Layout



2 x Lounge Double Casement

1 x Bed2 Double Casement

1 x Dining Casement

Flush Casement Open OUT

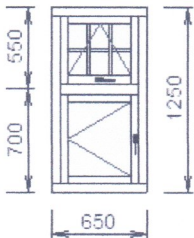
Width x Height: 800mm x 1800mm

- Timber type: Meranti
- Glass type: FLOAT 4mm/swisspacer 16mm/low-e 4mm
- Astragal bars 102.05 / 102.09, 20mm
- Swisspacer type: warm edge TGI
- Swisspacer colour: white RAL 9016 Surface coating: RAL 9016
- Internal silicon colour: white
- External silicon colour: white
- Gasket colour: white
- Hardware system: Egress hinges
- Handle type: Monkey Tail
- Handle colour: black
- Micro-porous Paint Finishes
- Cill tbc

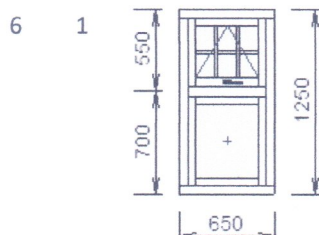
Flush Casement Open OUT

Width x Height: 1200mm x 1800mm

- Timber type: Meranti
- Glass type: FLOAT 4mm/swisspacer 16mm/low-e 4mm
- Astragal bars 102.05 / 102.09, 20mm
- Swisspacer type: warm edge TGI
- Swisspacer colour: white RAL 9016 Surface coating: RAL 9016
- Internal silicon colour: white
- External silicon colour: white
- Gasket colour: white
- Hardware system: Egress hinges
- Handle type: Monkey Tail
- Handle colour: black
- Micro-porous Paint Finishes
- Cill tbc
- Fixed mullion

Pos.	No	Drawing	Description of items
5	1		<p>Flush Casement Open OUT</p> <p>Width x Height: 650mm x 1250mm</p> <p>Timber type: Meranti Glass type: FLOAT 4mm/swisspacer 16mm/ low-e 4mm Astragal bars 102.05 / 102.09, 20mm Swisspacer type: warm edge TGI Swisspacer colour: white RAL 9016 Surface coating: RAL 9016 Internal silicon colour: white External silicon colour: white Gasket colour: white Hardware system: Egress hinges Handle type: Monkey Tail Handle colour: black Micro-porous Paint Finishes Cill tbc</p>

Lounge Casement Left

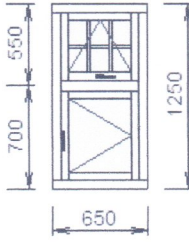

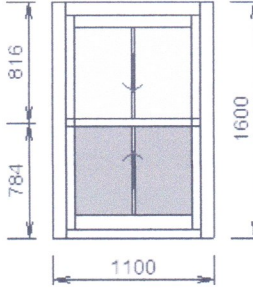


Lounge Casement Centre

**Flush Casement
Open OUT**

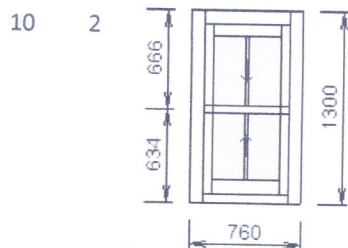
Width x Height: 650mm x 1250mm

Timber type: Meranti
Glass type: FLOAT 4mm/swisspacer 16mm/
low-e 4mm
Astragal bars 102.05 / 102.09, 20mm
Swisspacer type: warm edge TGI
Swisspacer colour: white RAL 9016
Surface coating: RAL 9016
Internal silicon colour: white
External silicon colour: white
Gasket colour: white
Handle type: Monkey Tail
Handle colour: black
Micro-porous Paint Finishes
Cill tbc

Pos.	No	Drawing	Description of items
7	1	 <p>Lounge Casement Right</p>  <p>Small Lounge Bay Layout</p>	<p>Flush Casement Open OUT</p> <p>Width x Height: 650mm x 1250mm</p> <p>Timber type: Meranti Glass type: FLOAT 4mm/swisspacer 16mm/ low-e 4mm Astragal bars 102.05 / 102.09, 20mm Swisspacer type: warm edge TGI Swisspacer colour: white RAL 9016 Surface coating: RAL 9016 Internal silicon colour: white External silicon colour: white Gasket colour: white Hardware system: Egress hinges Handle type: Monkey Tail Handle colour: black Micro-porous Paint Finishes Cill tbc</p>
8	2	 <p>1 x Utility Sliding Sash</p> <p>1 x Kitchen Sliding Sash</p>	<p>Sliding Sash 150mm on weights and cords Standard</p> <p>Width x Height: 1100mm x 1600mm</p> <p>Timber type: Meranti Glass type: FLOAT 4mm/swisspacer 16mm/ low-e 4mm Astragal bars 102.05 / 102.09, 20mm Bottom sash toughened Swisspacer type: warm edge TGI Swisspacer colour: white RAL 9016 Surface coating: RAL 9016 Internal silicon colour: white External silicon colour: white Gasket colour: white Hardware system: Standard Micro-porous Paint Finishes 2x mig stop</p>

Pos.	No	Drawing	Description of items
9	1		<p>Sliding Sash 150mm on weights and cords Standard</p> <p>Width x Height: 1100mm x 1600mm</p> <p>Timber type: Meranti Glass type: Satin 4mm/swisspacer 16mm/ low-e 4mm Astragal bars 102.05 / 102.09, 20mm Bottom sash satin toughened Swisspacer type: warm edge TGI Swisspacer colour: white RAL 9016 Surface coating: RAL 9016 Internal silicon colour: white External silicon colour: white Gasket colour: white Hardware system: Standard Micro-porous Paint Finishes 2x mig stop</p>

1 x Bathroom Sliding Sash Big



1 x Loo Sliding Sash

1 x Bathroom Sliding Sash Small

Sliding Sash 150mm on weights and cords
Standard

Width x Height: 760mm x 1300mm

Timber type: Meranti
Glass type: **Satin** 4mm/swisspacer 16mm/
low-e 4mm
Astragal bars 102.05 / 102.09, 20mm
Bottom sash satin toughened
Swisspacer type: warm edge TGI
Swisspacer colour: white RAL 9016
Surface coating: RAL 9016
Internal silicon colour: white
External silicon colour: white
Gasket colour: white
Hardware system: Standard
Micro-porous Paint Finishes
2x mig stop

ENHANCED DOUBLE GLAZING & WARM EDGE SPACER BARS

Factory glazed and argon gas filled units, soft coat energy saving glass, which reflect heat back into the room, and low conductivity spacer bars. These specifications reduce heat loss in the units by almost twice as much as standard double-glazing. (1.1W/m²K U-value)

GLAZING OPTIONS

20mm/32mm and a triple glazed unit of 32mm. Fitted room side for added security.


OPTIMUM CLARITY

FULLY DRAINED AND VENTED

Channels help prevent the double glazing from misting.

ENGINEERED MULTI-LAYER TIMBER SECTIONS

Opposing wood grain directions to resist swelling and warping.



Optimum Performance & Sustainability

FUNGAL & INSECT

30

YEARS GUARANTEE

SEALED UNIT

10

YEARS GUARANTEE

HARDWARE

10

YEARS GUARANTEE

WORKMANSHIP

10

YEARS GUARANTEE

PAINT

5

YEARS GUARANTEE

STAIN

5

YEARS GUARANTEE

RESPONSIBLY SOURCED & SUSTAINABLE TIMBER

Engineered multi-layer timber sections of European Redwood, Meranti Hardwood or Oak.

FACTORY FINISHED


Sprayed with preservative, primer and two coats of microporous paint for maximum protection and minimum maintenance.

SLIDING SASHES

Hung on lead weights and cords or can be spring balanced for fitting directly into brick. Sash lifts to bottom rail and are fitted with quadruple draft strips.

SILICONE WEATHER SEALS

Coloured or clear to specification, silicone seals are applied by the factory both inside and outside to protect against water ingress and guarantees reliable heat and sound insulation.



ENHANCED DOUBLE GLAZING & WARM EDGE SPACER BARS

Factory glazed and argon gas filled units, soft coat energy saving glass, which reflect heat back into the room, and low conductivity spacer bars. These specifications reduce heat loss in the units by almost twice as much as standard double-glazing. (1.1W/m²K U-value)

GLAZING OPTIONS

20mm/32mm and a triple glazed unit of 32mm. Fitted room side for added security.

OPTIMUM CLARITY

FULLY DRAINED AND VENTED

Channels help prevent the double glazing from misting.

ENGINEERED MULTI-LAYER TIMBER SECTIONS

Opposing wood grain directions to resist swelling and warping.

Optimum Performance & Sustainability

FUNGAL & INSECT

30

YEARS GUARANTEE

SEALED UNIT

10

YEARS GUARANTEE

HARDWARE

10

YEARS GUARANTEE

WORKMANSHIP

10

YEARS GUARANTEE

PAINT

5

YEARS GUARANTEE

STAIN

5

YEARS GUARANTEE