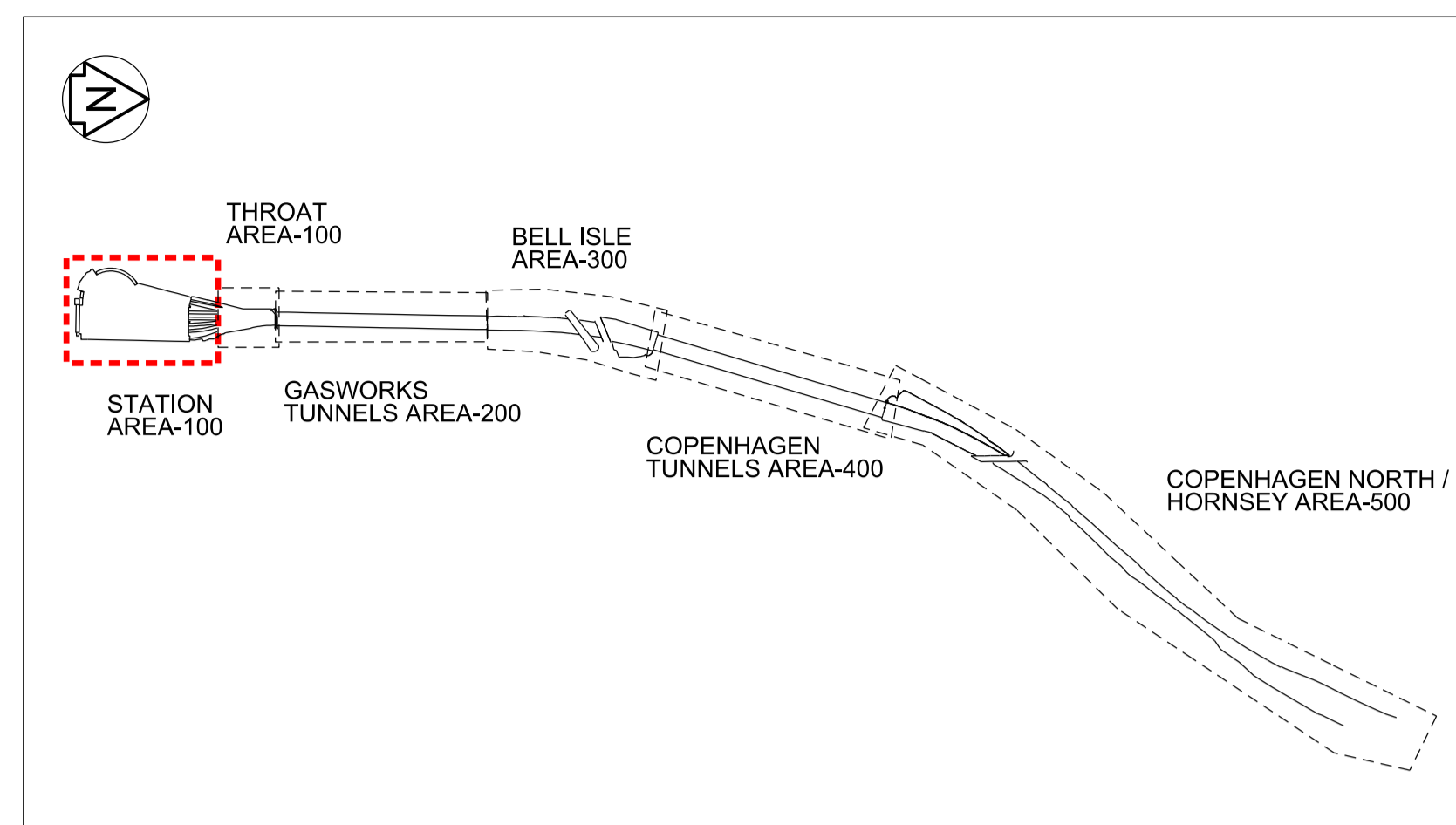
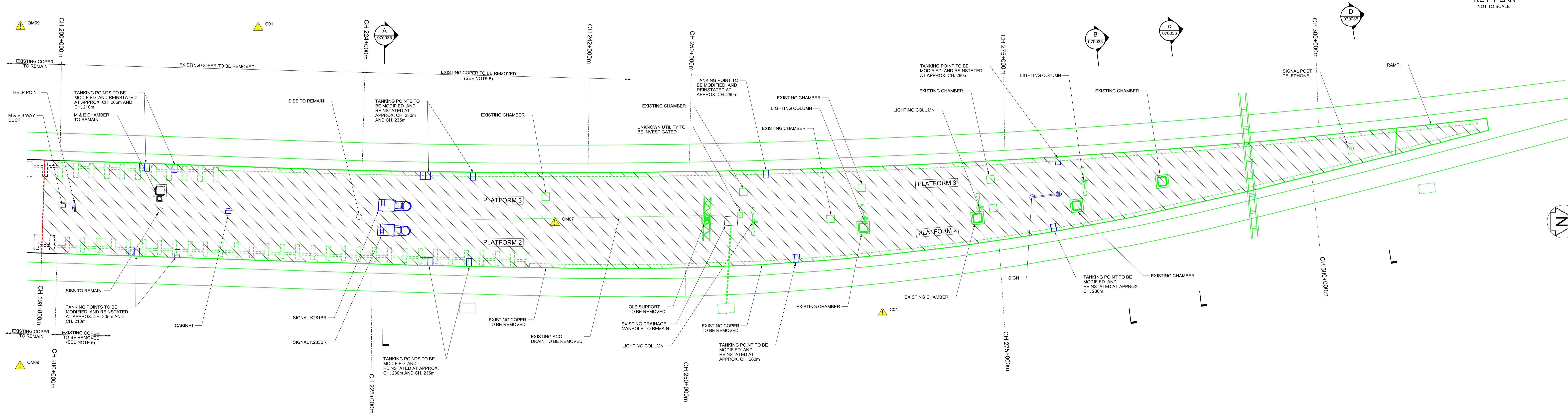


Drawing Number
152319-MOS-DRG-ECV-070015

| Safety, Health and Environmental Information | |
|---|---|
| Notes below are additional to hazards/risks normally associated with this type of work. Numbers correspond to Risk Register references - see General Notes drawing for details. | |
| Construction | |
| C01 | Asbestos within existing platform structure |
| C04 | Services on platform wall and buried within platform |
| Operations, Maintenance, No risk identified | |
| OM07 | Existing platform cross falls to remain non-compliant or made worse by proposed works |
| OM09 | Existing refuge areas insufficient and access difficult |
| Dismantling / Demolition (Future) No risk identified | |
| Refer to general notes and the Principal Contractor for more information about the risks associated with this work. | |

| Key to Health and Safety Symbols | |
|----------------------------------|--|
| | Indicates a residual risk requiring a compulsory action |
| | Indicates a residual risk for information |
| | Indicates a residual risk requiring a prohibitive action |
| | Indicates a residual risk as a warning |



- Legend/Notes
- DO NOT SCALE FROM DRAWING. USE FIGURED DIMENSIONS ONLY.
 - ALL DIMENSIONS ARE IN MILLIMETRES AND LEVELS ARE IN METRES AOD.
 - DRAWING TO READ IN CONJUNCTION WITH:
 - 152319-MOS-DRG-ECV-070014 - PLATFORMS 2/3 DEMOLITION PLAN SUBSURFACE
 - 152319-MOS-DRG-ECV-070016 - PLATFORMS 2/3 DEMOLITION PLAN SURFACE
 - 152319-MOS-DRG-ECV-070035 - PLATFORMS 2/3 DEMOLITION SECTIONS
 - 152319-MOS-DRG-ECV-070036 - PLATFORMS 2/3 DEMOLITION SECTIONS
 - 152319-MOS-DRG-ECV-070102 - PLATFORMS 2/3 PROPOSED PLATFORM
 - 152319-MOS-DRG-ECV-070235 - PLATFORMS 2/3 PROPOSED SECTIONS
 - 152319-MOS-DRG-ECV-070236 - PLATFORMS 2/3 PROPOSED SECTIONS
 - PROPOSED (DESIGN) CHAINAGES SHOWN ON DRAWING
 - PROVISIONS OF TACTILES TO BE CONFIRMED.
 - THIS DESIGN HAS BEEN BASED UPON LDO 'KX MASTER FEDERATED MODEL TRACKER' AS EXPORTED ON 10/12/19

KEY :

PLATFORM SURFACE TO BE REMOVED

COLOUR CONVENTIONS

- BLACK - EXISTING OR UNCHANGED
- BLUE - MODIFIED OR TO BE MOVED
- GREEN - REDUNDANT OR TO BE REMOVED
- RED - PROPOSED OR ADDITIONAL
- PURPLE - WORKS BY OTHERS
- ORANGE - FUTURE WORKS
- CYAN - TEMPORARY WORKS

| | | | | | |
|--------|----------|--------------------------|-------|------|-----------|
| P01.8 | 11/11/19 | Issued For F003 | J.E. | CS | --- |
| B01 | 12/11/19 | Issued For F003 | J.E. | CS | HS |
| P02.1 | 17/12/19 | Issued for Construction | U.P. | HS | --- |
| C01 | 18/12/19 | Issued for Construction | U.P. | HS | --- |
| Rev | Date | Description of Revisions | Drawn | Chkd | Appr |
| Status | | | | | Submittal |
| | | | | | A6 |



Authorized: I. Carter Signed: IC Date: 18/12/19

Contractor(s): Morgan Sindall Plc

| | | |
|----------------|------------------------------|-------------------------------|
| Location/Level | No Specific Location | |
| Type | CAD Drawing | Sub-type: General Arrangement |
| Role | Civil Engineer | Discipline: Civils |
| Volume/System | No Specific Volume or System | |
| Phasing | To be Removed | Grip Stage: 6 |
| Project | Kings Cross Remodelling | |

Contract No.:

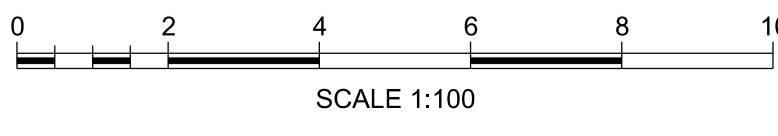
Contract Title:

Drawing Title:

King's Cross Station Platform Extension and Modification Existing Platform 2/3 Demolition Plan - Surface 1 of 2

| | | | | | |
|----------|-----------|--------|------|------|----------|
| Designed | ____ | Signed | ____ | Date | ____ |
| Drawn | M.PAGE | Signed | U.P. | Date | 17/12/19 |
| Checked | H.HO | Signed | H.H. | Date | 17/12/19 |
| Approved | H.SIMPSON | Signed | H.S. | Date | 17/12/19 |

APPROVED FOR CONSTRUCTION
 SIGNED: *[Signature]*
 NAME: IAN CARTER
 DATE: 18/12/2019
 CONTRACTS ENGINEERING MANAGER



| | | | | |
|-----------------------|---------------------------|----------|--------|-----------|
| Scale(s) | 1:100 | ECM1 | to | 0m 353yds |
| Alternative Reference | | | | |
| Drawing Number | 152319-MOS-DRG-ECV-070015 | Sheet | 1 of 2 | |
| | | Revision | C01 | |