





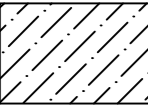


Soft Landscape Legend

-  Proposed site boundary
-  Existing trees to be retained and protected during construction
-  Proposed specimen shrub planting in line with tree pit detail 1
-  Proposed 1.2m high bespoke, in-situ concrete planter
-  Proposed shrub planting to receive 75mm bark mulch after planting operations
-  Proposed hedge planting to be planted in a single row at 400mm centers. To be maintained at 1.5m height
-  Remediation zone based on report by Ian Farmer Associates " Report on Remediation Method Statement" All excavation works to be carried out in line with report and to be confirmed by consultant

Plant Schedule

Trees

Species Name	Girth	Height	Density	Specification	No.
Ligustrum obtusifolium		100-125cm	0.4Ctr	Feather :Bushy :C :Planted and Maintained as a hedge	98 No.

Shrubs

Species Name	Height	Pot Size	Specification	Density	No.
Amelanchier lamarckii	100-125cm	15-20L	Branched :C :Planted as specimen	Counted	2 No.
Choisya 'Aztec Pearl'	30-40cm	3L	Bushy :C	4/m ²	4 No.
Euonymus fortunei 'Emerald Gaiety'	30-40cm	3L	Bushy :C	4/m ²	6 No.
Hebe 'White Gem'	30-40cm	3L	Bushy :C	4/m ²	4 No.
Hydrangea quercifolia	60-90cm	10L	Bushy :C	2.5/m ²	8 No.
Hypericum calycinum	20-30cm	2L	Bushy :C	8/m ²	7 No.
Rosmarinus officinalis	30-40cm	3L	Bushy :C	4/m ²	3 No.

Climbers

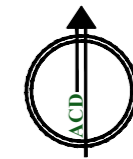
Species Name	Height	Pot Size	Specification	Density	No.
Clematis 'Bill Mackenzie'	40-60cm	3L	Several Shoots :Caned	4/m ²	4 No.

Herbaceous

Species Name	Height	Pot Size	Specification	Density	No.
Achillea millefolium 'Cerise Queen'		2L	C	5/m ²	5 No.
Calamagrostis x acutiflora 'Karl Foerster'		3L	C	3/m ²	2 No.
Erigeron karvinskianus		2L	C	5/m ²	5 No.
Euphorbia amygdaloides 'Purpurea'		2L	C	5/m ²	5 No.
Salvia officinalis		2L	C	5/m ²	5 No.

SPECIFICATION
All works generally, to comply with the written Soft Landscape Specification.

NOTE: DO NOT SCALE FROM DRAWING



Rev	Date	Details	Drawn
F	14.08.17	Client Comments	CB
E	09.08.17	Client Comments	CB
D	04.08.17	Client Comments	CB
C	11.05.16	Amended Planter Details	JS
B	08.04.16	Client Comments	JS
A	26.02.16	VE Up dates	JS



HEAD OFFICE
Rodbourne Rail Business Centre, Grange Lane,
Malmesbury, SN16 0ES
Tel: 01666 825646

Courtyard House, Mill Lane, Godalming, GU7 1EY
Tel: 01483 425714

Suite 6, Crescent House, Yonge Close, Eastleigh, SO50 9SX
Tel: 02382 026300

9 Brownlow Road, Cambridge, CB4 3NG
Tel: 07825 868654

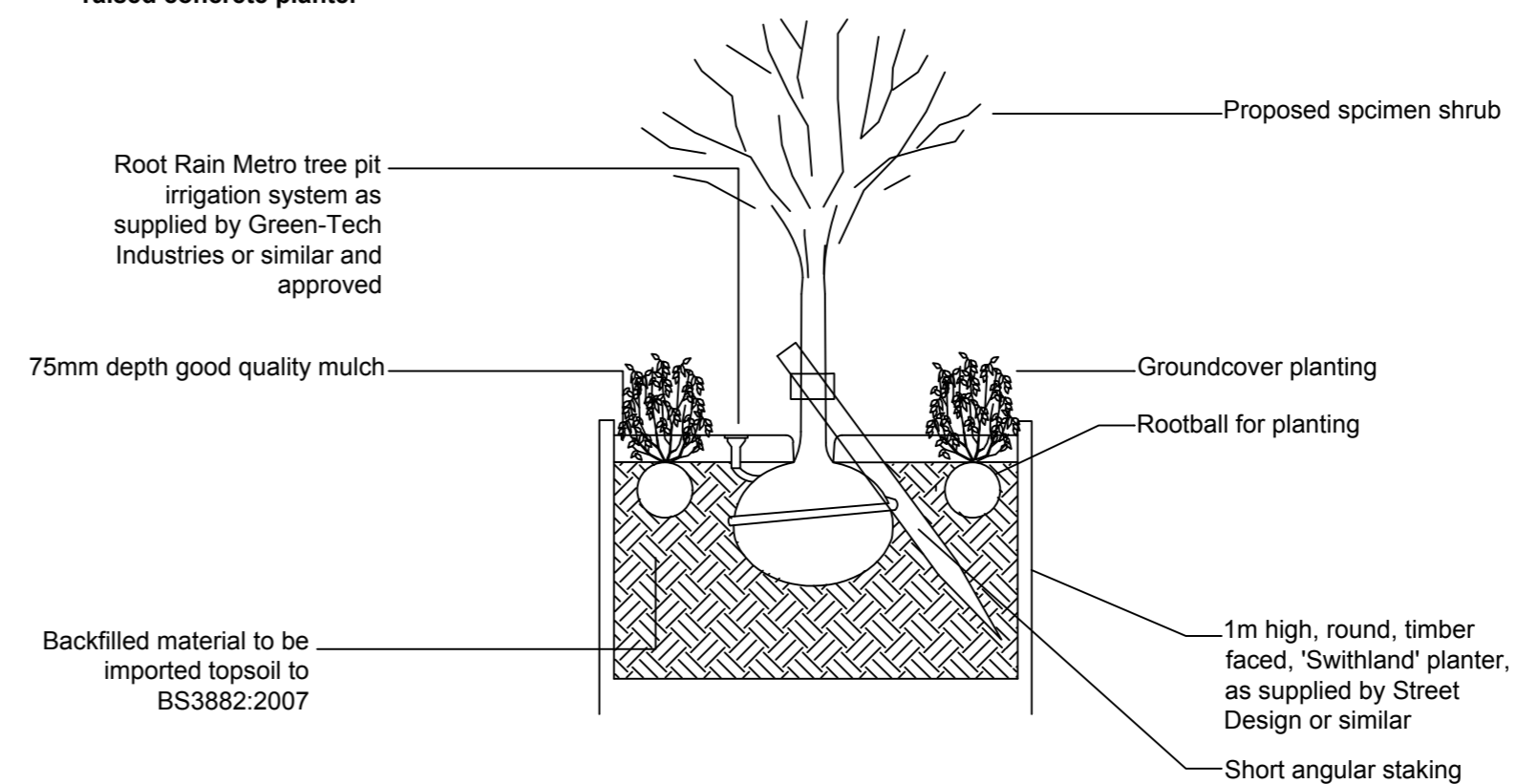
email: mail@acdenv.co.uk
www.acdenvironmental.co.uk

**LOVELL
HOMES**

scheme: Regent's Park Estates
St. Bede's Mews
client: Lovell Partnerships Ltd
drawing: Landscape Proposals
date: Aug 2017
scale: 1:50 @A1
drawing no: LOV20039-11FSheet 20f2
drawn: CB checked: HG

Copyright of ACD Environmental Ltd. All rights described in Chapter IV of the Copyright, Designs and Patents Act 1988 have been generally asserted: 2011. Copyright of this plan remains with ACD until all fees have been paid in full.

**Tree Planting Pit Detail 1 -
Specimen shrubs in
raised concrete planter**



All components as supplied from GreenBlue Urban or similar and approved