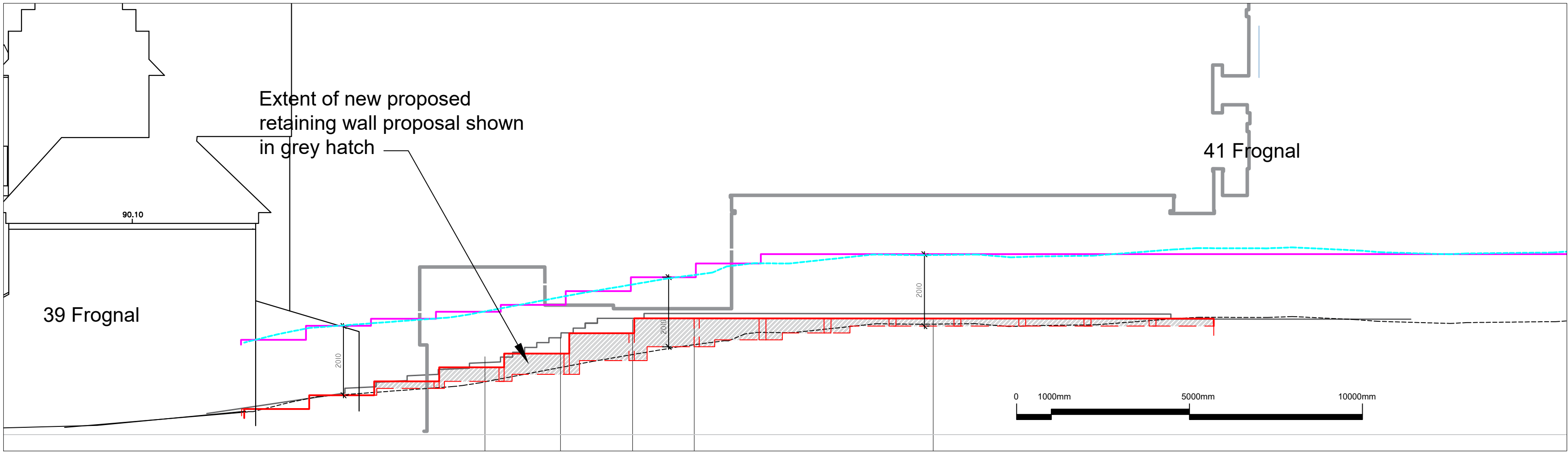
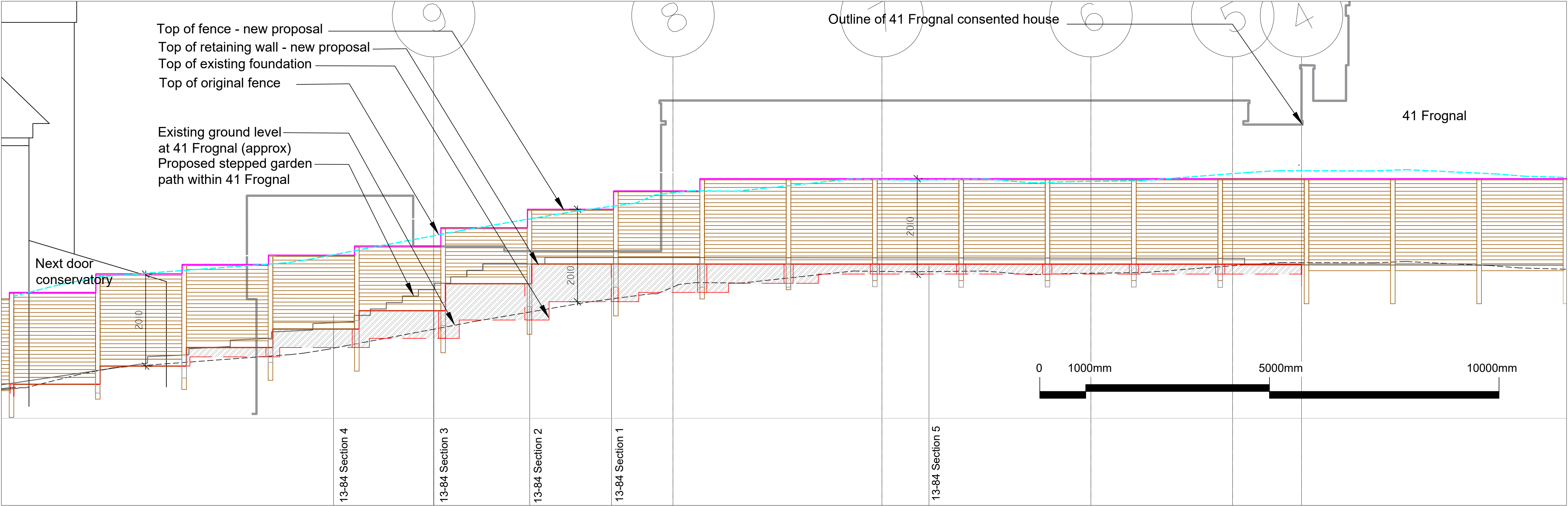


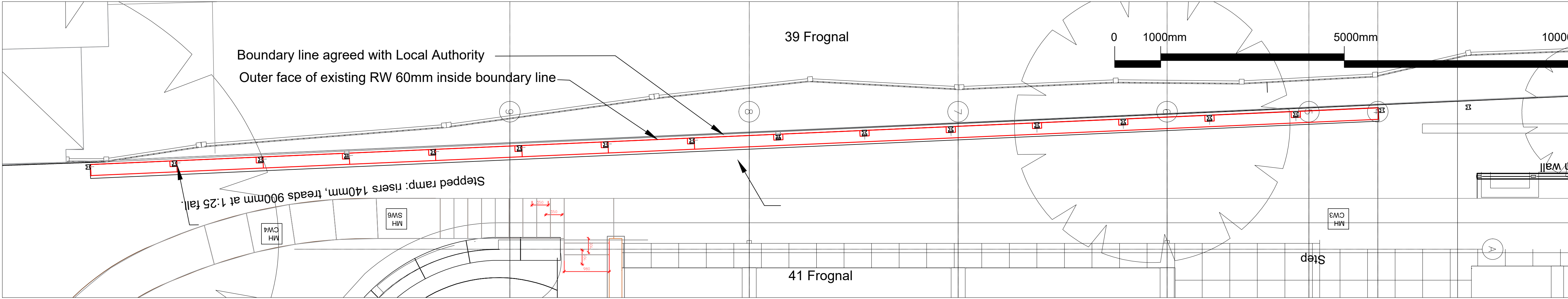
LOCATION PLAN



SECTIONAL ELEVATION SHOWING PROPOSED RETAINING WALL 1:100



ELEVATION OF PROPOSED RETAINING WALL AND FENCE FROM 41 FROGNAL 1:50



PLAN SHOWING PROPOSED RETAINING WALL 1:50 AT A1

- NOTES
1. Read in conjunction with all relevant Architects, Engineers & design team drawings & specifications
  2. Any discrepancies must be drawn to the attention of the lead consultant in writing
  3. All dimensions are in millimetres unless otherwise noted & are subject to checking on site prior to fabrication or ordering of materials
  4. This drawing is the copyright of Bowles & Wyer (and other consultants where referenced)

- key
- Top of boundary fence - new proposal
  - Top of existing foundation
  - Top of original boundary fence - approx
  - Top of proposed retaining wall to support new boundary fence - new proposal
  - Original ground level at boundary (41 side)
  - Proposed retaining wall to support new boundary fence - new proposal
  - Finished level of steps inside garden of 41 Frognal
  - Proposed 2m high woven timber panel fence on 41 Frognal side

C 04.01.21 VW/JW fence hgt revised in line with planning officer's recommendation  
B 21.09.20 VW/JW Height of RW & fence reduced by 200-790mm  
A 05.03.20 VW/JW Text amended, hatch amended  
Orig 30.10.19 VW/JW n/a  
rev date by chk notes

**BOWLES & WYER**  
5 Williams Court, Tunnel Way, Pistone, Nr. Leighton Buzzard, LU7 9GJ  
Tel: 01296 662439 Fax: 01296 663959 Email: admin@bowleswyer.co.uk

project title <b>41 Frognal</b>		
drawing <b>Proposed South Boundary Retaining Wall ph2</b>		
job number <b>2160</b>	drawing number <b>2160-P-85</b>	revision <b>C</b>
status <b>PLANNING</b>		
scale as shown		