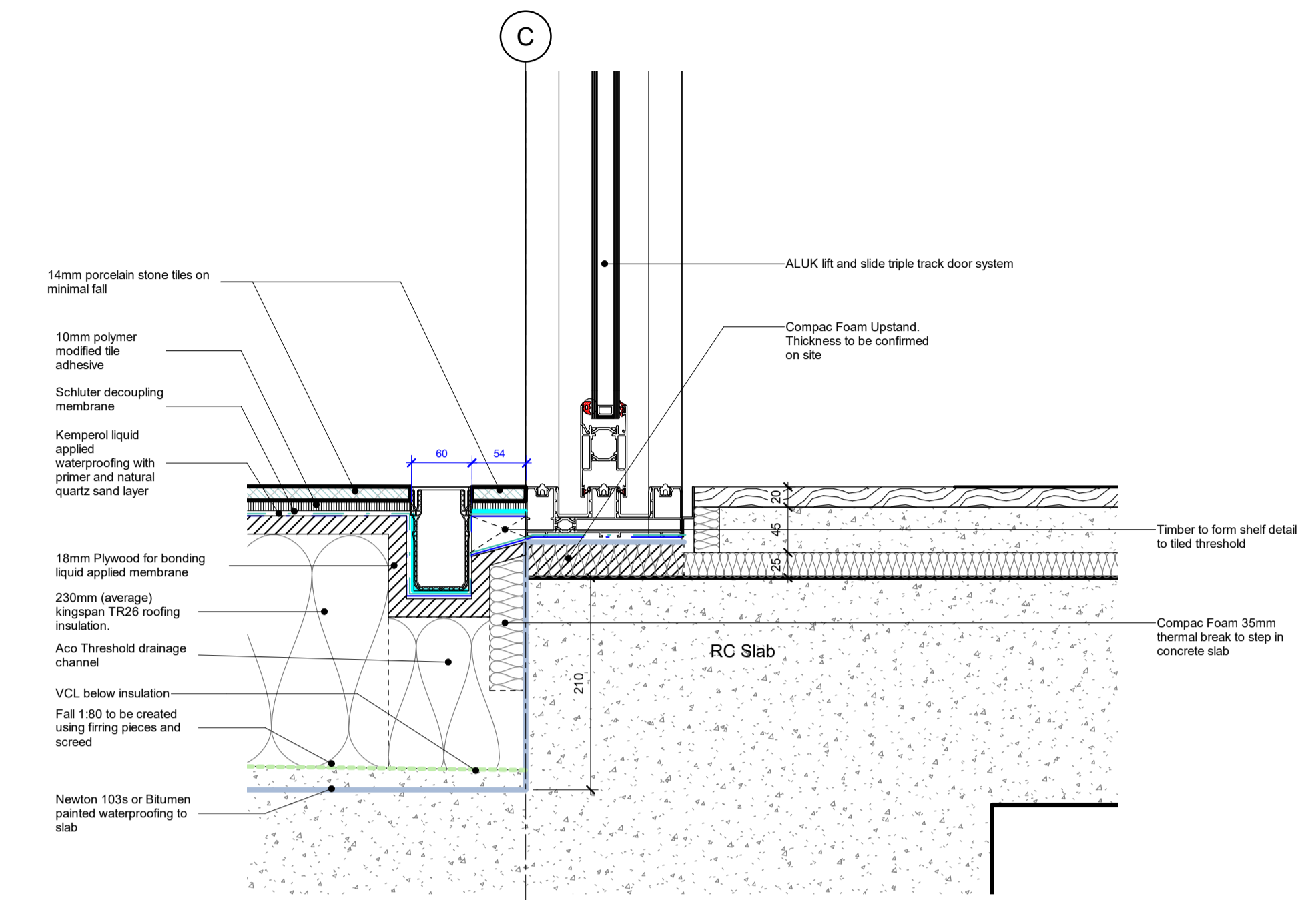
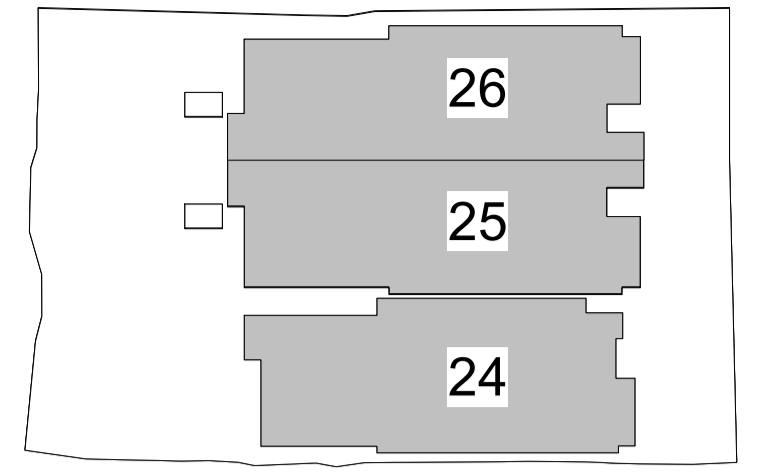


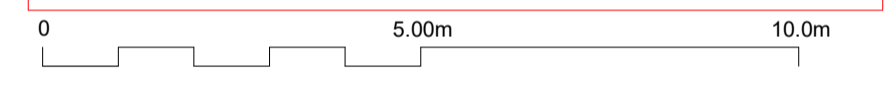
1 Typical Green Roof Parapet and Drainage Detail
1:5



2 Typical Sliding Door Drainage Threshold Detail
1:5



PRINT IN COLOUR



Project Stage
For Construction

Client
24 & 25/26 RG LLP c/o Cogross

Project
Redington Gardens

Title
Proposed Roof Drainage Details

REV	DATE	PURPOSE	BY
C	16.09.20	For Construction - Drainage Setting Out	CB
C-1	28.09.20	For Construction - Revised Drainage Setting Out	CB
C-2	30.09.20	For Construction - VCL introduced below insulation	CB

Drawing No. **RG-5705** Rev. **C-2**

Project No. **020** Scale **1:5 @ A1** **1:200 @ A3**
 Drawn **CB** Checked **CB** Date **09/16/20**

Do not scale from this drawing. All dimensions should be checked and confirmed on site before the commencement of work. All discrepancies must be reported. Subcontractors must verify all dimensions on site before making a shop drawing or commencing manufacturing. This drawing is subject to copyright. ©