

**SETTING OUT of brick tiles**  
 Whole bricks set out across whole width.  
 Tolerance taken up in angle trims at each end which also need to coordinate with the insulated render  
 Corium Brick tile spec H92  
 Brick pattern continues behind Louvred area  
 Stack bond pattern in proprietary metal rails  
 Mortar pointed to finish

Gutter and eaves not shown for clarity

Angle trim to brickwork

Aluminium framed glazing Spec L10

Contractor method statement reqd for maintaining weather protection to neighbouring roofs during construction

Ductwork penetrations refer to M&E drawings  
 SET OUT to given level

Assumed centre line of party wall dimension  
 Prior to any SETTING OUT check this dimension on site and confirm with CA  
 19,987

90 bricks width  
 20,240

Louvred plant screen spec L10

Top of new steel  
 41.600

Top of ducts and plant enclosure  
 41.170

40.910

38.650 Terrace

38.410 Existing

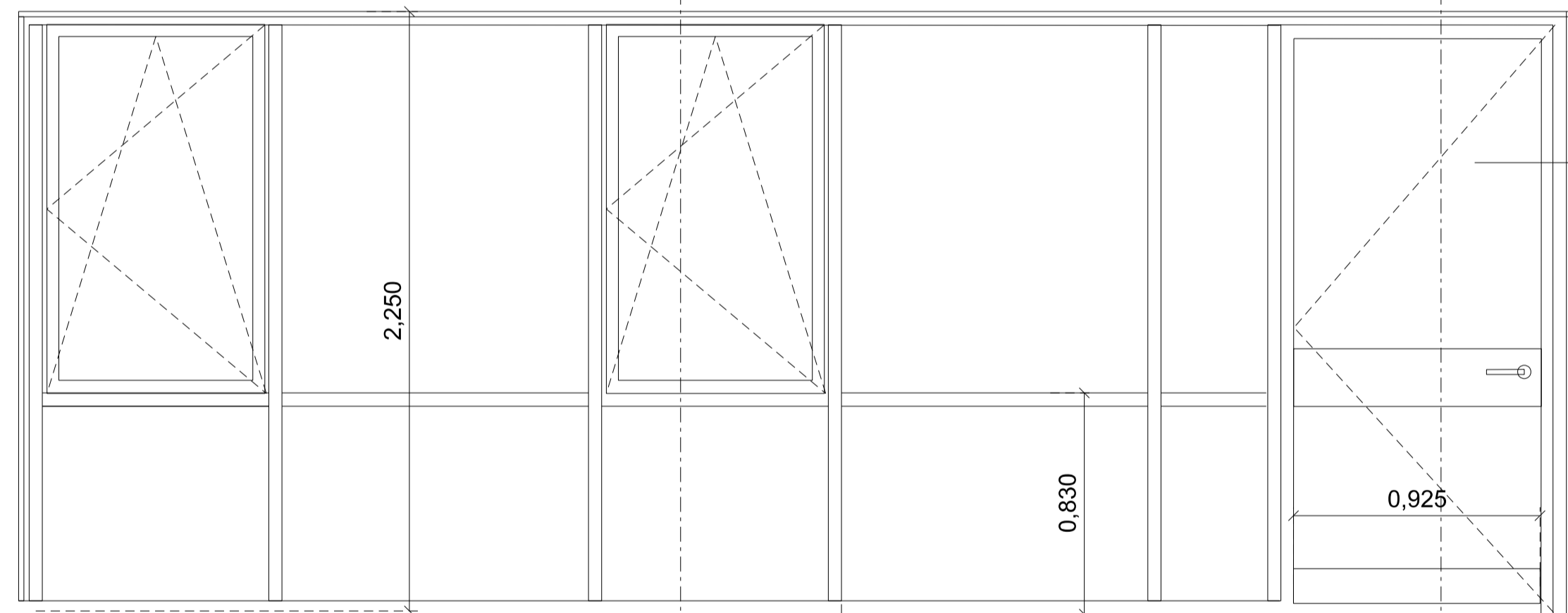
1  
 303

1  
 301

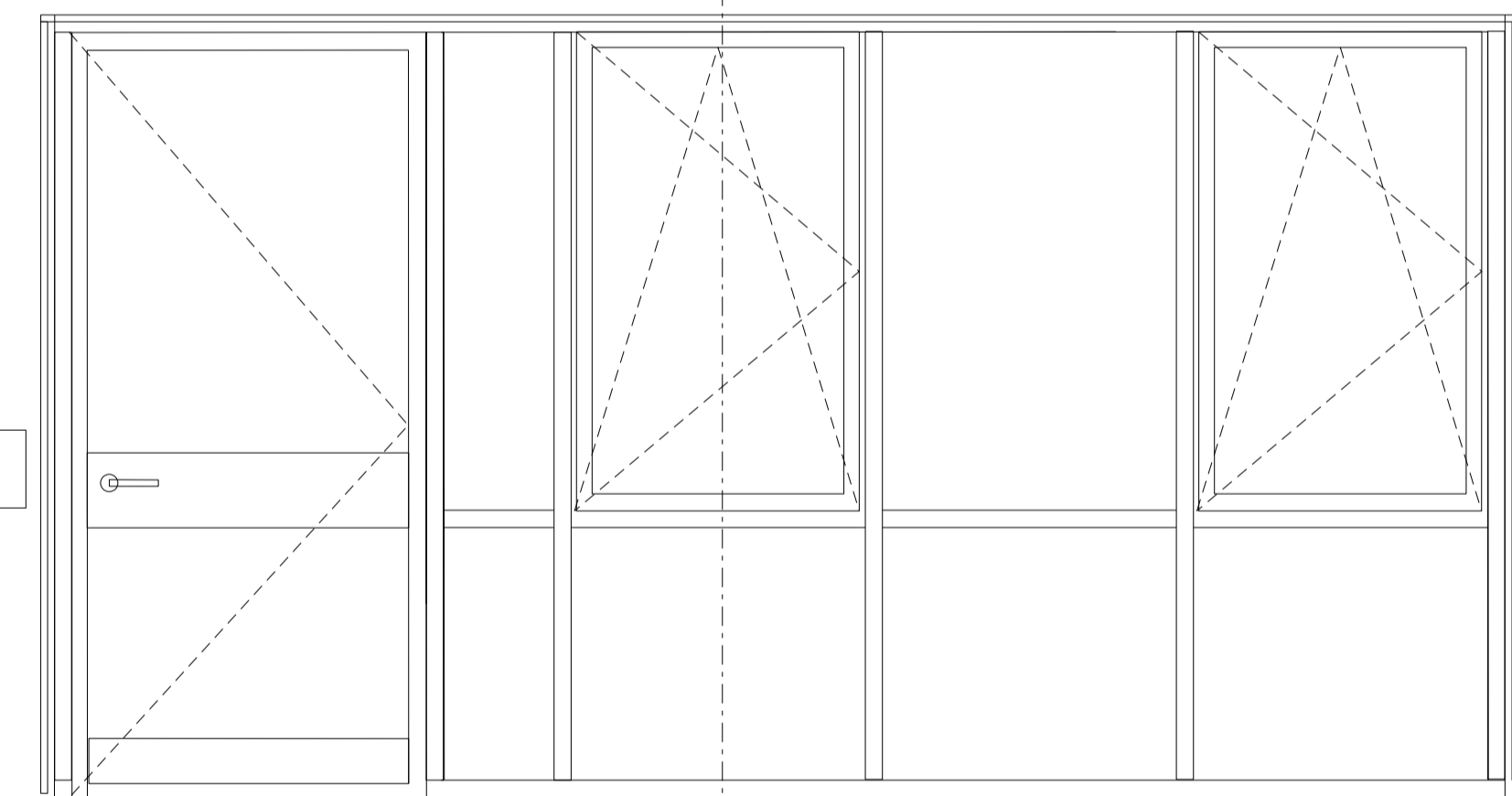
11  
 303

11  
 303

Bracing behind to SE detail  
 Service access door  
 Roof paving M40  
 New roof finish J42  
 Existing screed on deck



**W2.02**  
 Aluminium framed glazing Spec L10

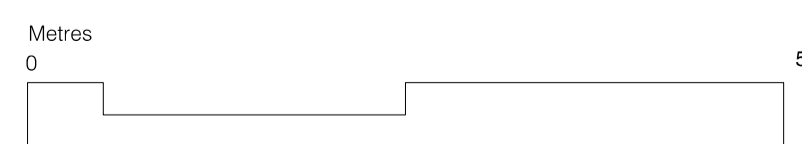


**W2.01**  
 Aluminium framed glazing Spec L10

▼ Datum 27.000m

Rev	Date	Amendment	By	Checked
0	30 11 20	Construction Issue	RM AG	
B	05 11 20	Bracing added	EF AG	
A	02 11 20	First Issue	EF AG	

Gollifer Langston Architects Ltd registered in England and Wales no 4394316  
 Do not scale from drawings. All dimensions to be checked on site by contractor and such dimensions to be the contractor's responsibility. Drawing errors and omissions to be reported to the architect.



Units 2-4, 112-124 Camden H St

Status For Construction

Drawing Title  
 Proposed Cladding

Drawing Number  
 289-209

Revision  
 0

**gollifer langston architects**  
 20-24 Kirby Street, London, EC1N 8TS  
 tel 020 7734 2134 email info@golliferlangston.co.uk

Date  
 20.02.20  
 Scale  
 1:50 @ a1, 1:100 @ a3