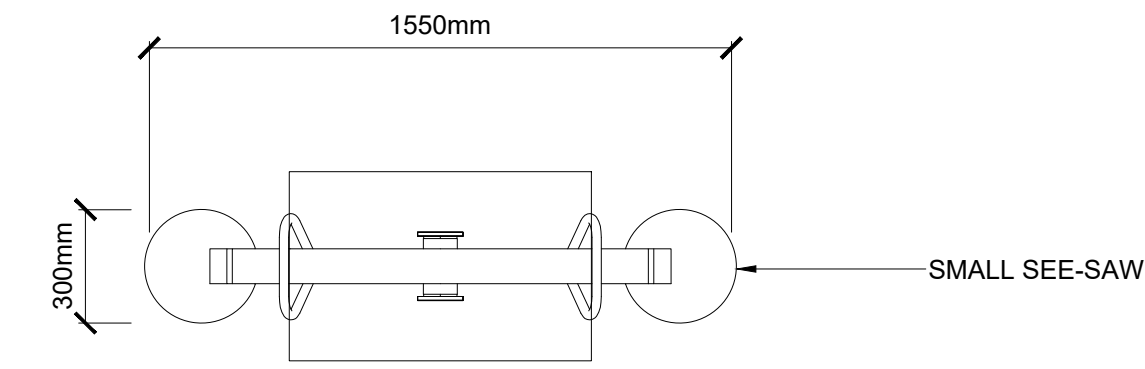
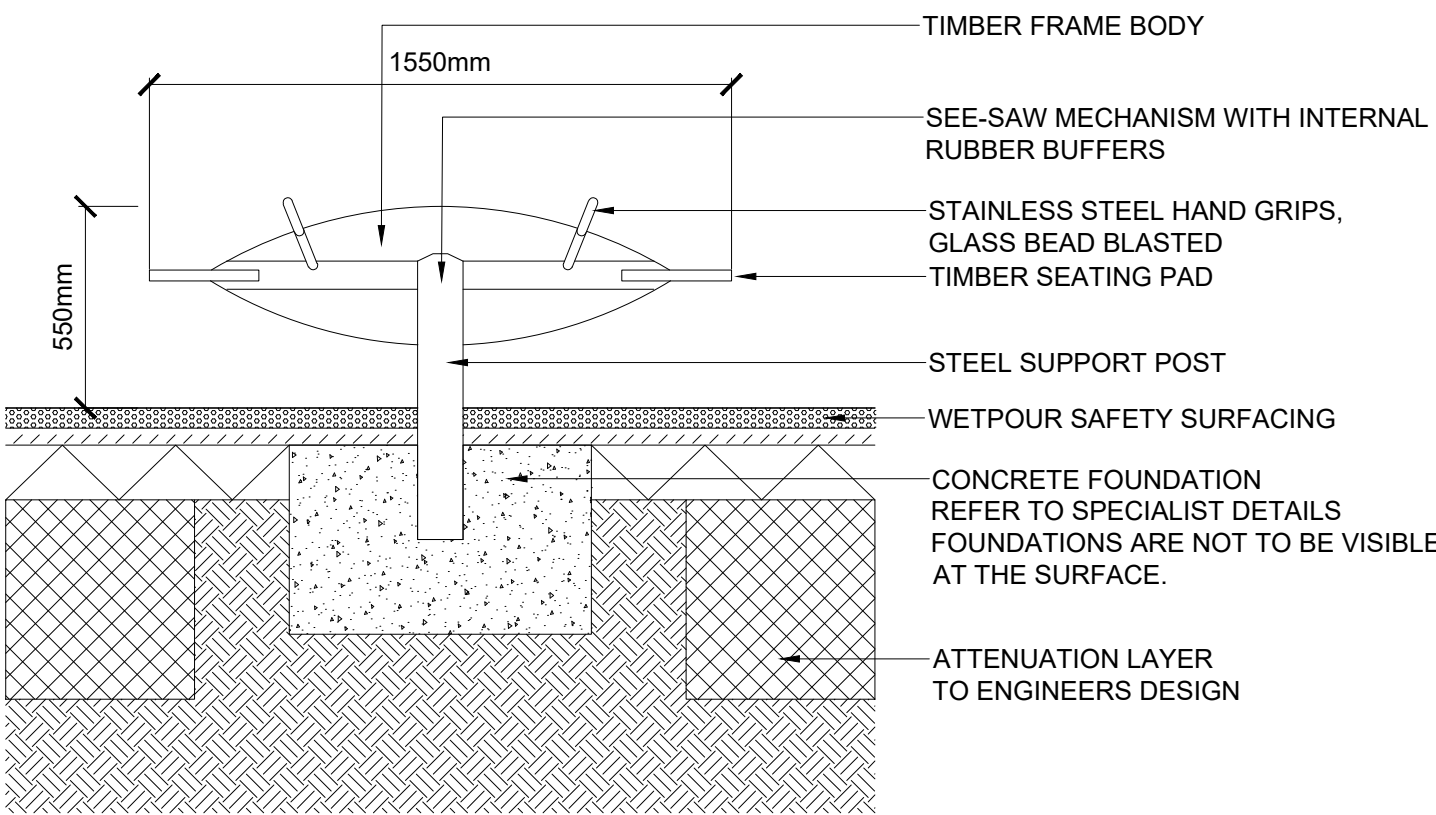


X:\JOBS\5657\_101\_CAMLEY\_STREET\CAD\DRAWINGS\CANALSIDE GARDENS\STAGE 4\_A\5657\_CG\_375\_PLAY EQUIPMENT 02.DWG

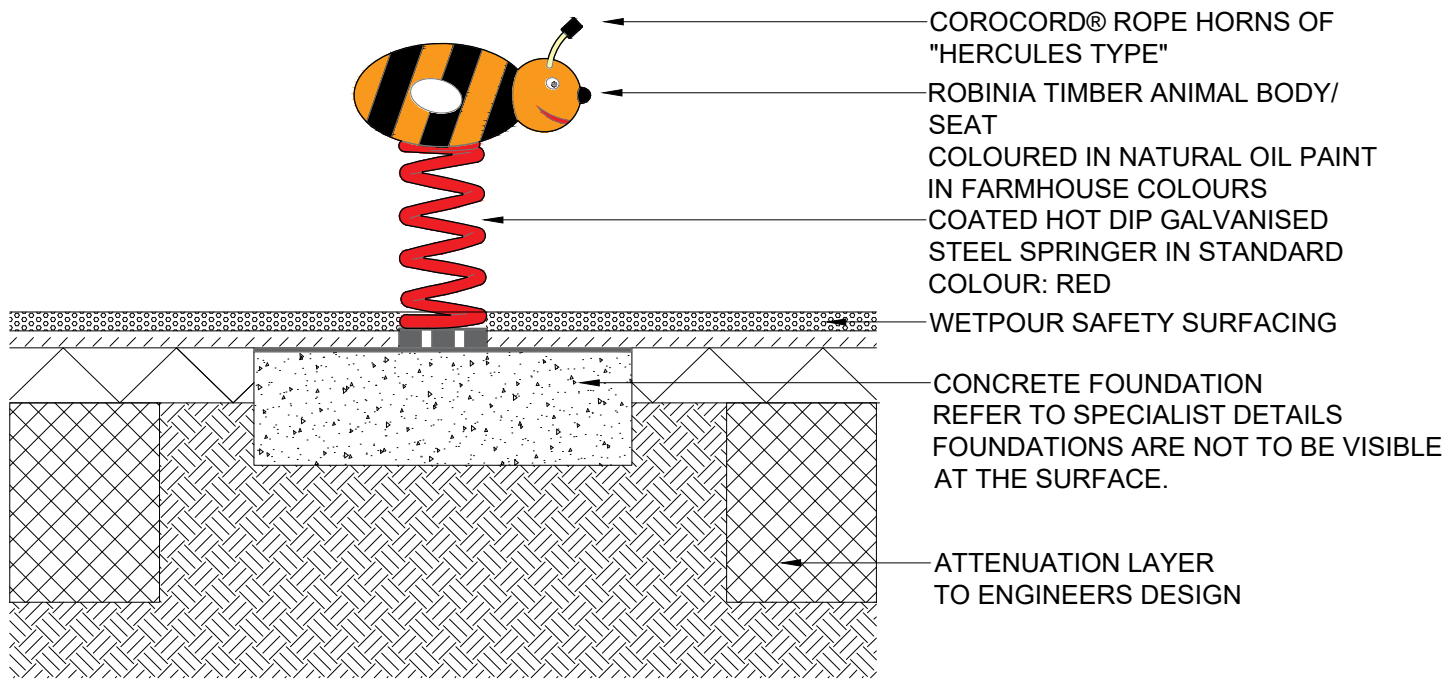


PLAN



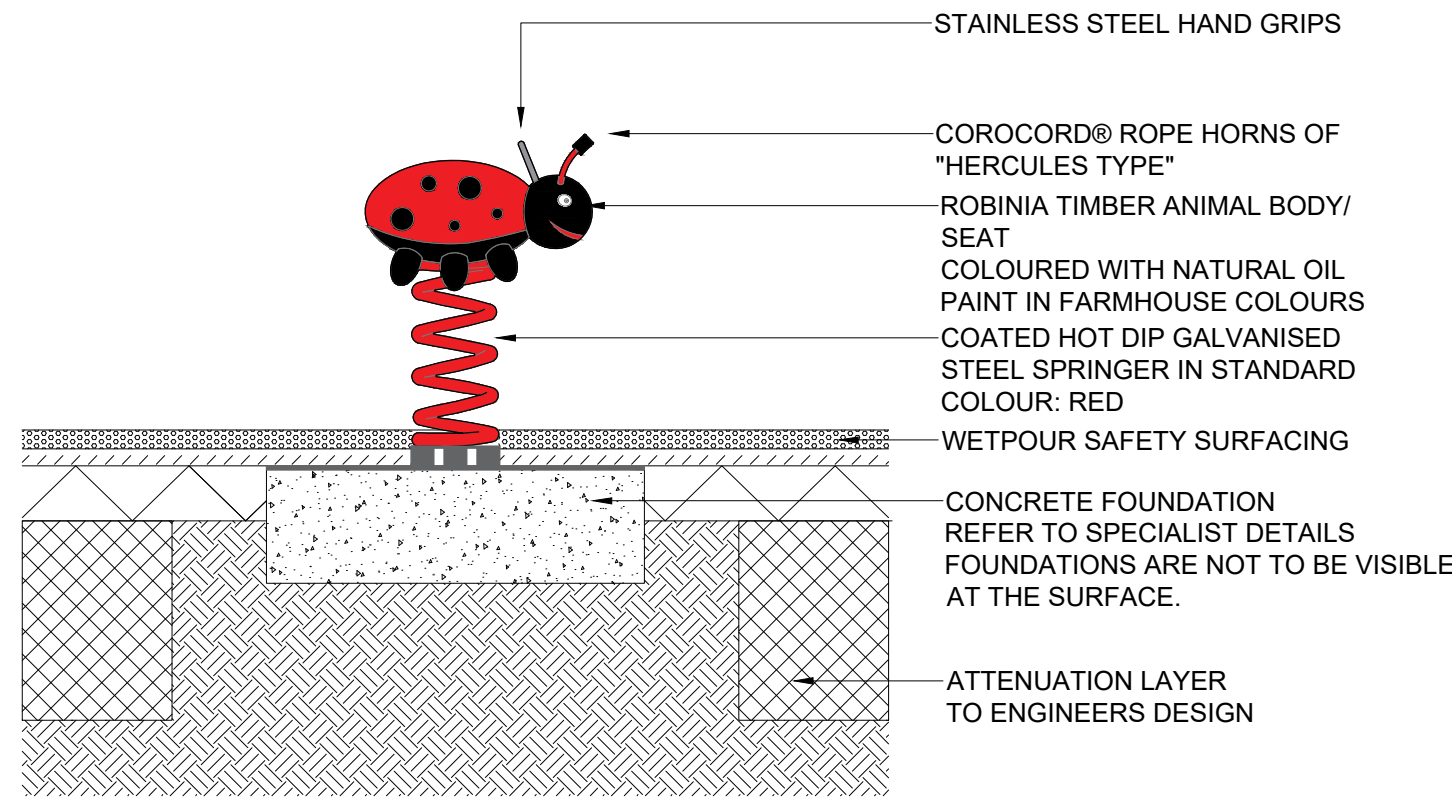
SECTION

D01  
375  
SMALL SEE-SAW  
SCALE 1 : 20



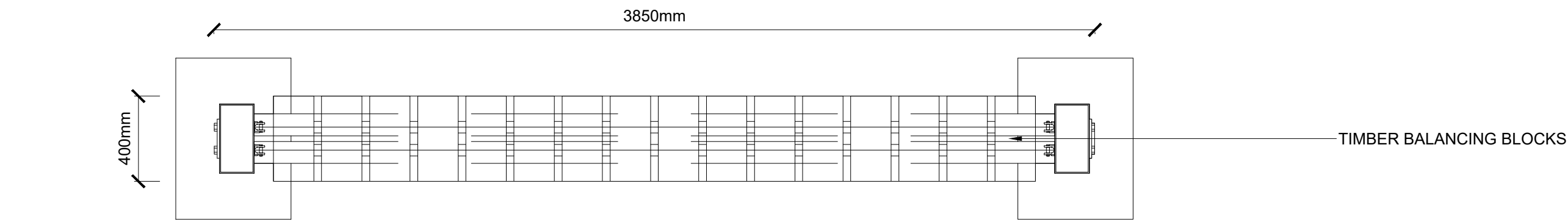
SECTION

D02  
375  
ANIMAL SPRINGER (BEE)  
SCALE 1 : 20

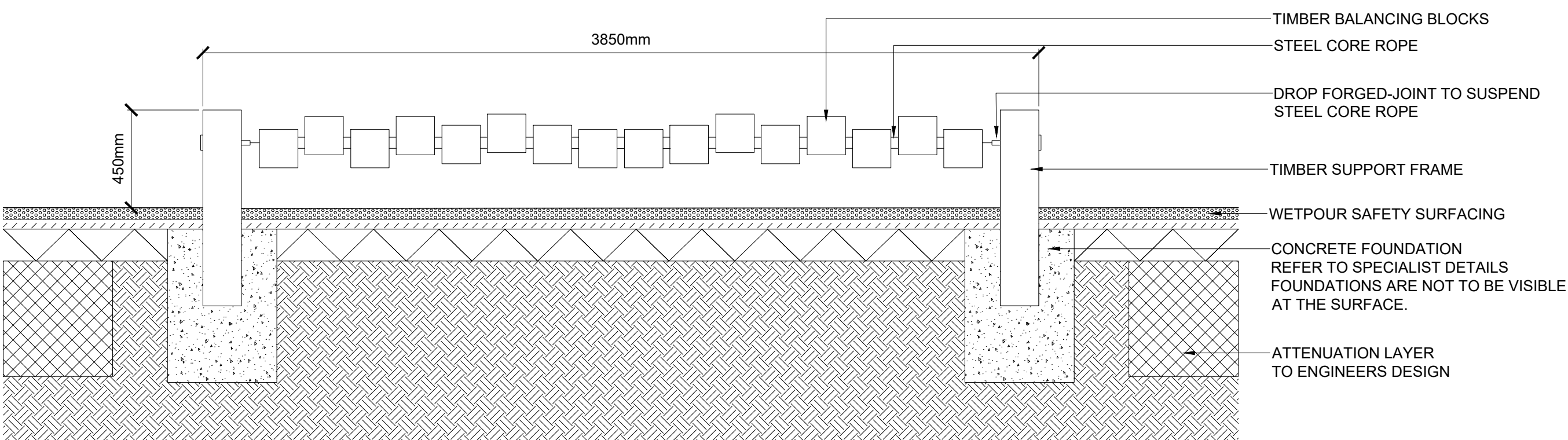


SECTION

D03  
375  
SPRING ANIMAL (LADYBIRD)  
SCALE 1 : 20



PLAN



SECTION

D04  
375  
BALANCING BLOCKS  
SCALE 1 : 20

#### LEGEND

1. This drawing is to be read in conjunction with all other drawings and specifications.
2. Do not scale off this drawing. Written dimensions to be taken only.
3. Any discrepancies found between this drawing and other drawings and specifications in the construction documents must be referred to the Landscape Architect prior to work commencing.
4. This drawing must not be copied in whole or in part without written consent of LDA design.
5. These drawings are for finishes only. All foundation, fixing, paving depths and drainage details to be provided by others.
6. All dimensions in mm unless otherwise stated.
7. Where dimension sizes of units are given they state length x width x depth.

#### NOTES:

REFER TO GENERAL ARRANGEMENT LAYOUT AND REFERENCE PLANS DWG 5657\_CG\_101

REFER TO HARDWORKS LAYOUT AND REFERENCE PLAN DWG 5657\_CG\_200

REFER TO FURNITURE LAYOUT AND REFERENCE PLAN DWG 5657\_CG\_300

REFER TO SOFTWARE LAYOUT AND REFERENCE PLAN DWG 5657\_CG\_400

TO BE READ IN CONJUNCTION WITH LANDSCAPE ARCHITECT'S EXTERNAL WORKS SPECIFICATION.

TO BE READ IN CONJUNCTION WITH ARCHITECT'S GA DRAWINGS 0010 SERIES

#### BASIS OF DESIGN:

FURNITURE TO BE ROBUST AND FIT FOR PURPOSE IN A BUSY PUBLIC REALM ENVIRONMENT AND SHOULD BE CAPABLE OF WITHSTANDING PEOPLE STANDING, JUMPING AND CLIMBING ON COMPONENTS AND WITHSTAND GENERAL WEAR AND TEAR. THE DESIGN INDICATES THE DESIRED APPEARANCE OF THE FURNITURE COMPONENTS. MINOR ALTERATIONS PF SIZES ARE ACCEPTABLE. ANY SIZE CHANGES TO BE CLEARLY NOTIFIED ON FABRICATION DRAWINGS. LIFTING AND INSTALLING: MANUFACTURER TO PROVIDE A METHOD STATEMENT FOR THE SAFE INSTALLATION OF PLAY EQUIPMENT COMPONENTS.

#### MATERIALS:

**METALWORK:**  
METALWORK MUST BE RUST RESISTANT AND MUST BE PROTECTED AGAINST RUST THROUGHOUT THE ANTICIPATED LIFE SPAN. METALWORK TO BE PROTECTED FROM SUN, ACID RAIN, MOISTURE AND OTHER DAMAGING ELEMENTS THAT CAN CAUSE ADVERSE EFFECTS TO BOTH THE APPEARANCE AND STRUCTURE IF REQUIRED.

**TIMBER:**  
TIMBER COMPONENTS MUST ROBUST AND MUST BE WEATHERPROOF THROUGHOUT THE ANTICIPATED LIFE SPAN. GLUE LAMINATED TIMBER MUST COMPLY WITH EN 4089: 2013.

**PROFILE:**  
ALL EDGES AND FIXING OF ANY GIVEN MATERIAL TO BE SMOOTH AND PRESENT NO SHARP EDGES THAT MAY POSE A HEALTH AND SAFETY RISK.

**FIXINGS AND FOUNDATIONS:**  
ALL FIXINGS TO BE ANTI VANDAL AND PREVENT FINGER TRAPPING. FIXINGS MUST ALSO BE SECURELY TIGHTENED AND RE-TIGHTENED WHEN NECESSARY. ALL FIXINGS MUST NOT CAUSE ANY CORROSION, CORRODE THEMSELVES, OR CAUSE ANY CORROSION RELATED STAINING. ANY FOUNDATIONS SHOWN ARE INDICATIVE FOLLOWING MANUFACTURERS / SUPPLIERS ADVICE. ALL FOUNDATIONS ARE TO ENGINEER'S DESIGN AND SPECIFICATION. ALL FOUNDATIONS AND ACCOMPANYING FIXINGS ARE TO ENGINEER'S DESIGN. NO FOUNDATIONS ARE TO BE VISIBLE AT THE SURFACE.

#### READ THIS FIRST

##### Note for Contractors

This drawing should be considered along with the risk information contained in the CDM Pre Construction Information. This information will include details of the SIGNIFICANT risks which LDA Design has identified which may arise from constructing their designs shown on this drawing. A Competent Contractor should be aware of the typical risks associated with doing this work.

##### Note for Workers

DO NOT START YOUR WORK unless you know the Risks and Controls relating to the work on this drawing (including SAFE SEQUENCES OF WORK and EQUIPMENT).

Do not issue copies of parts of this drawing without the above Note for Workers (unless you are sure that the Workers can undertake the work safely).

A	Stage 4: Issued for information	AW	30/07/20
REV.	DESCRIPTION	APP.	DATE

LDĀDESIGN

PROJECT TITLE  
101 Camley Street

DRAWING TITLE  
Stage 4: Canalside Gardens  
Play Equipment  
Sheet 02

ISSUED BY	Exeter	T: 01392 260 430	
DATE	July 2020	DRAWN	AW
SCALE@A1	1:20	CHECKED	
STATUS	Tender	APPROVED	

DWG. NO 5657\_CG\_A\_375

No dimensions are to be scaled from this drawing.  
All dimensions are to be checked on site.  
Area measurements for indicative purposes only.

© LDA Design Consulting Ltd. Quality Assured to BS EN ISO 9001 : 2015

Sources: Ordnance Survey

