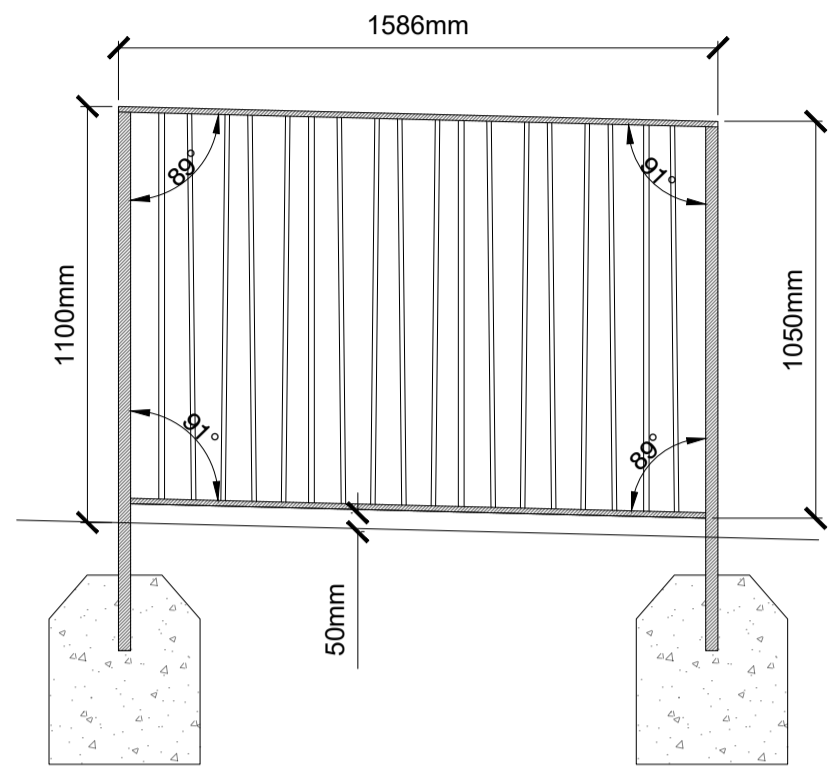
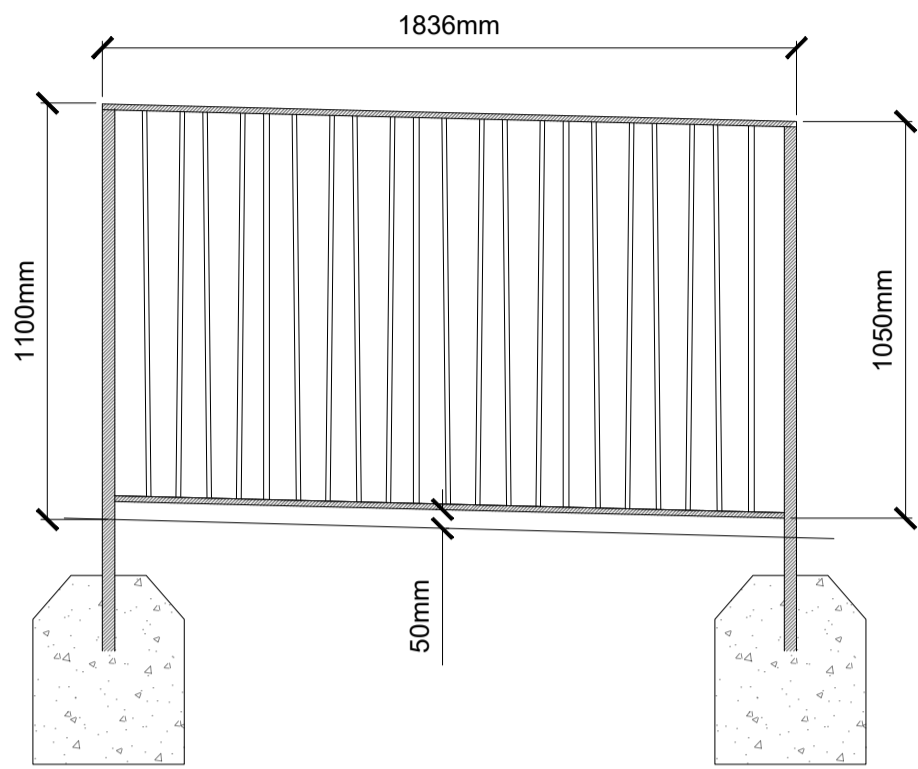


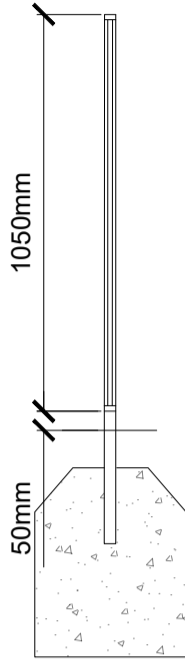
X:\06515657\_101\_CAMLEY\_STREET\CAD\DRAWINGS\CANALSIDE GARDENS\STAGE 4\_A\65657\_CG\_310\_BESPOKE STEEL RAILINGS 01.DWG



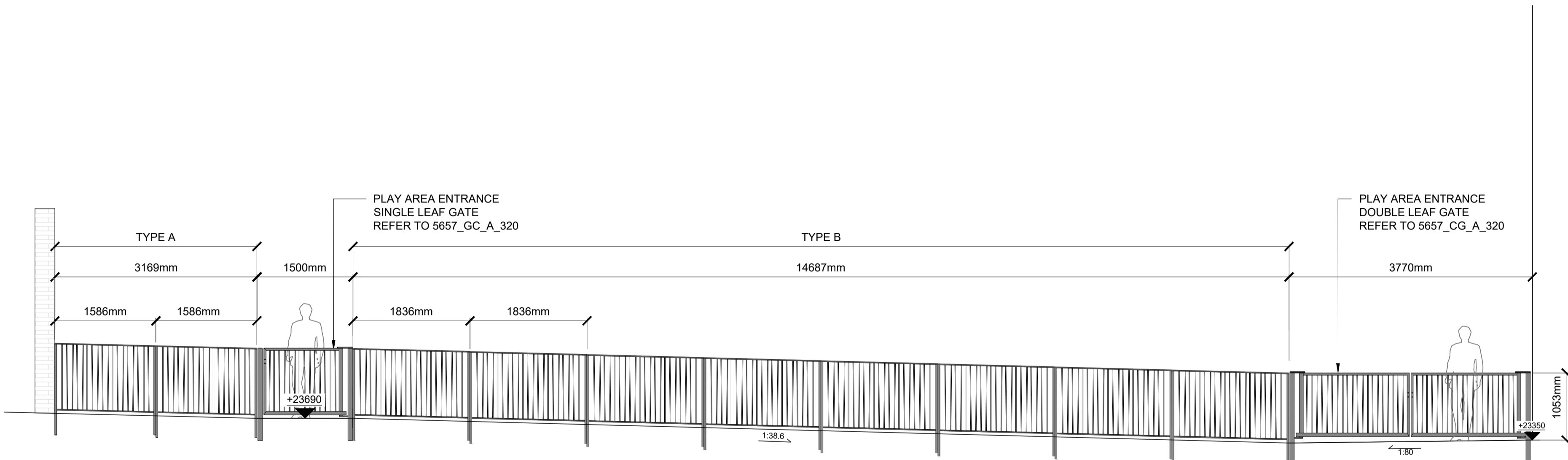
TYPE A FRONT ELEVATION  
1:20



TYPE B FRONT ELEVATION  
1:20



SECTION  
1:20



FRONT ELEVATION 1:50

D01  
310  
BESPOKE STEEL RAILING 1.1m  
AS SHOWN

#### LEGEND

1. This drawing is to be read in conjunction with all other drawings and specifications.
2. Do not scale off this drawing. Written dimensions to be taken only.
3. Any discrepancies found between this drawing and other drawings and specifications in the construction documents must be referred to the Landscape Architect prior to work commencing.
4. This drawing must not be copied in whole or in part without written consent of LDA design.
5. These drawings are for finishes only. All foundation, fixing, paving depths and drainage details to be provided by others.
6. All dimensions in mm unless otherwise stated.
7. Where dimension sizes of units are given they state length x width x depth.

#### NOTES:

REFER TO GENERAL ARRANGEMENT LAYOUT AND REFERENCE PLANS DWG 5657\_CG\_101

REFER TO HARDWORKS LAYOUT AND REFERENCE PLAN DWG 5657\_CG\_200

REFER TO FURNITURE LAYOUT AND REFERENCE PLAN DWG 5657\_CG\_300

REFER TO SOFTWORKS LAYOUT AND REFERENCE PLAN DWG 5657\_CG\_400

TO BE READ IN CONJUNCTION WITH LANDSCAPE ARCHITECT'S EXTERNAL WORKS SPECIFICATION

TO BE READ IN CONJUNCTION WITH ARCHITECT'S GA DRAWINGS 0010 SERIES

#### READ THIS FIRST

##### Note for Contractors

This drawing should be considered along with the risk information contained in the CDM Pre Construction Information. This information will include details of the SIGNIFICANT risks which LDA Design has identified which may arise from constructing their designs shown on this drawing. A Competent Contractor should be aware of the typical risks associated with doing this work.

##### Note for Workers

DO NOT START YOUR WORK unless you know the Risks and Controls relating to the work on this drawing (including SAFE SEQUENCES OF WORK and EQUIPMENT).

Do not issue copies of parts of this drawing without the above Note for Workers (unless you are sure that the Workers can undertake the work safely).

A	Stage 4: Issued for information	AW	30/07/20
REV.	DESCRIPTION	APP.	DATE

LDA DESIGN

PROJECT TITLE  
101 Camley Street

DRAWING TITLE  
Stage 4: Canalside Gardens  
Bespoke Steel Railing  
Sheet 01

ISSUED BY	Exeter	T: 01392 260 430	
DATE	July 2020	DRAWN	AW
SCALE@A1	As shown	CHECKED	
STATUS	Tender	APPROVED	

DWG. NO 5657\_CG\_A\_310

No dimensions are to be scaled from this drawing.  
All dimensions are to be checked on site.  
Area measurements for indicative purposes only.

© LDA Design Consulting Ltd. Quality Assured to BS EN ISO 9001 : 2015

Sources Ordnance Survey

Scale as shown

