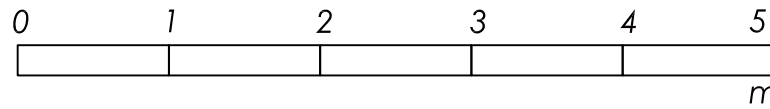


CHRISTCHURCH HILL



NO. 10



DRAWING STATUS

PLANNING

GENERAL NOTES

1. No dimensions to be scaled from this drawing
2. Any discrepancies found between this drawing and other documents should be referred immediately to the consultants
3. This drawing should be removed from currency immediately a revised version is issued
4. This drawing is copyright.
5. All dimensions in mm's.

General Construction Notes -

Dimensioning -

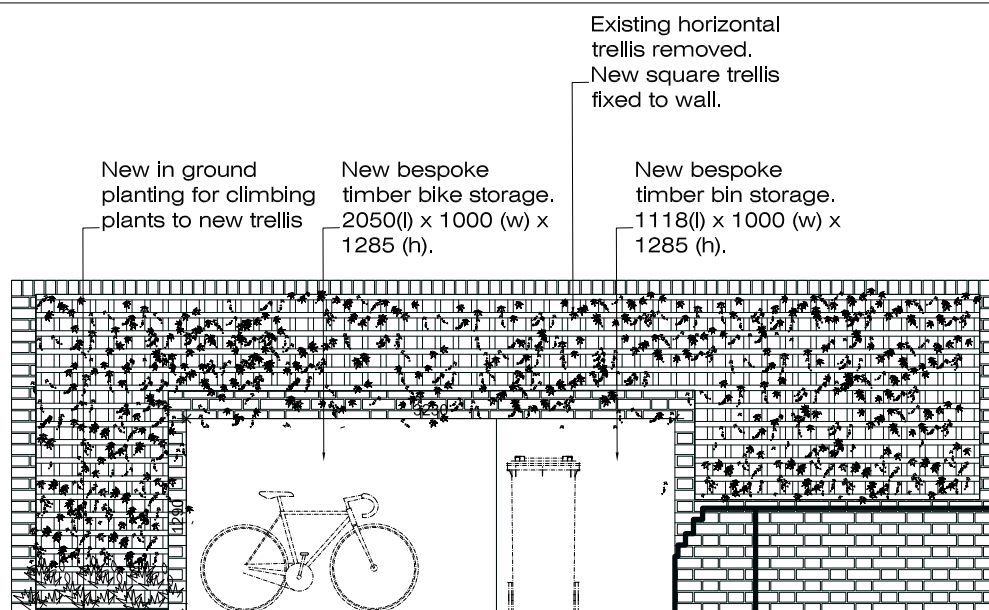
1. IMPORTANT - All dimensions taken from finished face unless otherwise stated, if in doubt confirm before proceeding.
2. Dimensions followed by [ref] indicates reference dim, these should be used as check dims only and not as the primary source for setting out.
3. Dimensions followed by [s/o] indicates dim of structural opening.
4. Dimensions followed by [f/o] indicates dim of finished opening.

Existing North boundary elevation 1:50 @ A3

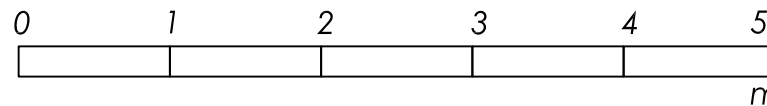


Existing North boundary photograph


CHRISTCHURCH HILL



NO. 10



Proposed North boundary elevation 1:50 @ A3



Proposed Square trellis
 Supplier: Jacksons Fencing.
 Premier Trellis Fencing Panel. 100mm Squares. Planed Finish
www.jacksons-fencing.co.uk



Proposed timber bike storage and bin storage.
 Supplier: The bike Shed Company
 Finish: Painted. Colour TBC
www.thebikeshedcompany.com

DATE

PEHRSSON SCOTT

LANDSCAPE CONSTRUCTION
 info@pehrssonscott.com
 GARDEN DESIGN
 +44 (0) 1727 576008
 LANDSCAPE ARCHITECTURE
 www.pehrssonscott.com

PROJECT TITLE
 Mr and Mrs Lebreton
 10 Christchurch Hill

HS

09.11.2020 SCALE 1:50 @ A3

DRAWING TITLE
 North Boundary Elevation
 elevations

DRAWING NO	REV
1052	11.04