













Notes

1. Drawing to be read in conjunction with all relevant consultants drawings and specifications.
2. Any dimensions detailed in this drawing are to be in millimeters.
3. Do not scale from this drawing.
4. This drawing is protected by copyright
5. Wardrobe lighting shall be supplied and installed by joinery contractor. - Allow for the power supply via a fused connection unit fed from the local lighting circuit
6. The electrical contractor to supply and install LED tape to shelving and under cabinet joinery. Tape to be concealed in a aluminum profile with opal cover, fixed securely by clips. Refer to the Architects joinery drawings for details and quantities.

Legend

-  Distribution Board
-  Lighting Control Panel
-  DALI/Mains phase dimmer unit
Osram HTI DALI 315 Dim or equivalent
-  Conventional wall light switch
-  Lutron 4 button scene plate
Palladium range with satin brass fin
-  Lutron 4 button PICO Wireless scene plate
with black insert & satin brass face plate
-  Lutron 4 button PICO Wireless scene plate
in white finish
-  5A Lighting socket
-  Recessed Downlight
-  Recessed Emergency Light fitting
-  Pendant Light
-  Wall mounted light fitting

C2	22.10.20	REVISED CONTRACT ISSUE	LB	LB
C1	22.09.20	CONTRACT ISSUE	LB	LB
T2	28.08.20	REVISED TENDER ISSUE	LB	LB
T1	21.08.20	TENDER ISSUE	LB	LB
A	24.07.20	ISSUED FOR INFORMATION	LB	LB
Rev	Date	Description	Drwn	Chkd

**The Anslow Partnership
Consulting Engineers**

1st Floor
John Stow House
18 Bevis Marks
London, EC3A 7JB
Telephone: (020) 7553 2050
email: initialsurname@anslowconsulting.co.uk



Project	14 ENDSLEIGH STREET
Client	
Architect	

Title ELECTRICAL SERVICES FIRST AND SECOND FLOOR PROPOSED LIGHTING LAYOUT		
Drawn JT	Checked LB	Verified DA
Issue CONTRACT	Date JULY 2020	Scale 1:50
Drawing Number 220039/E/2101		Revision C2

