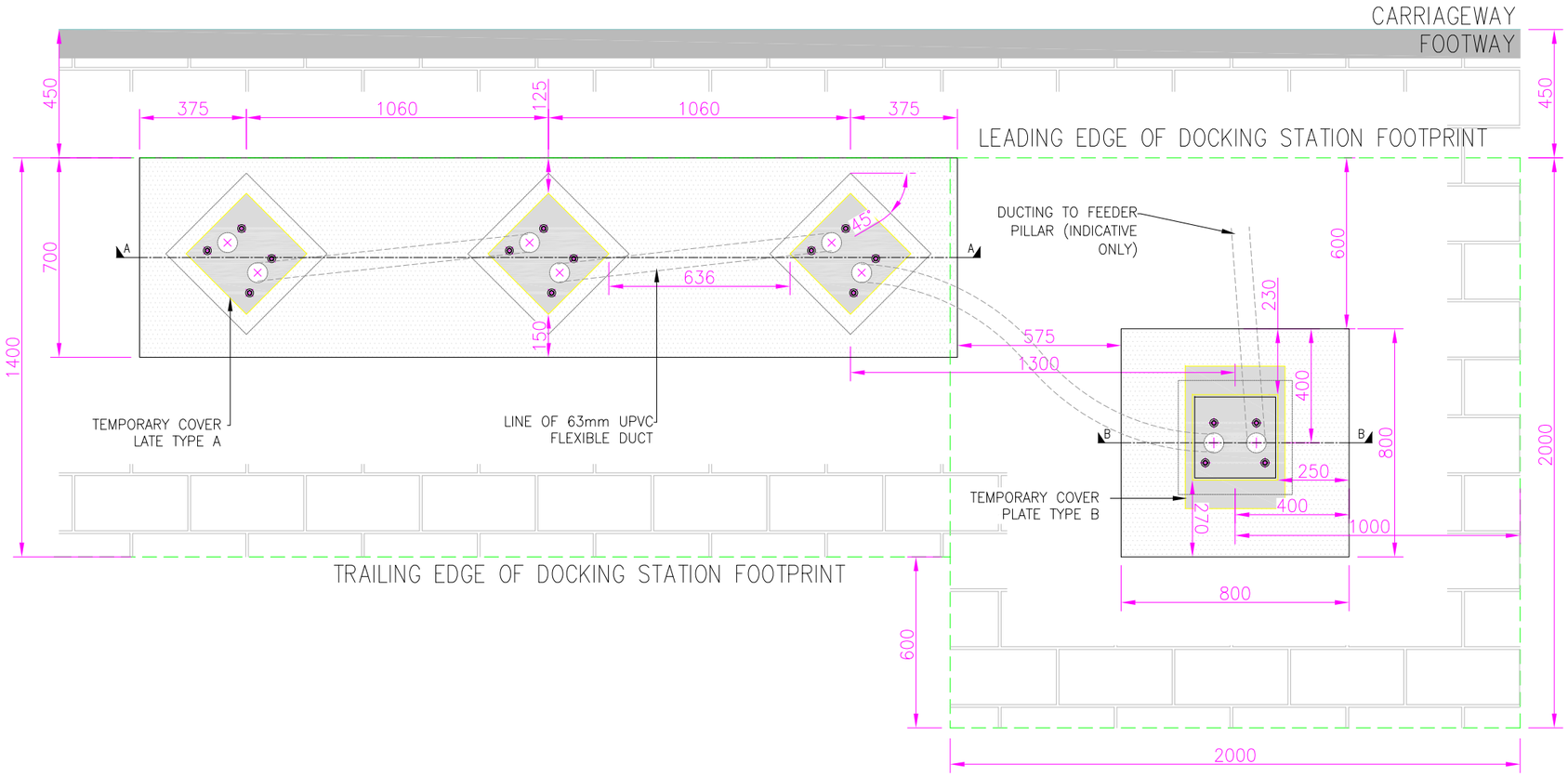

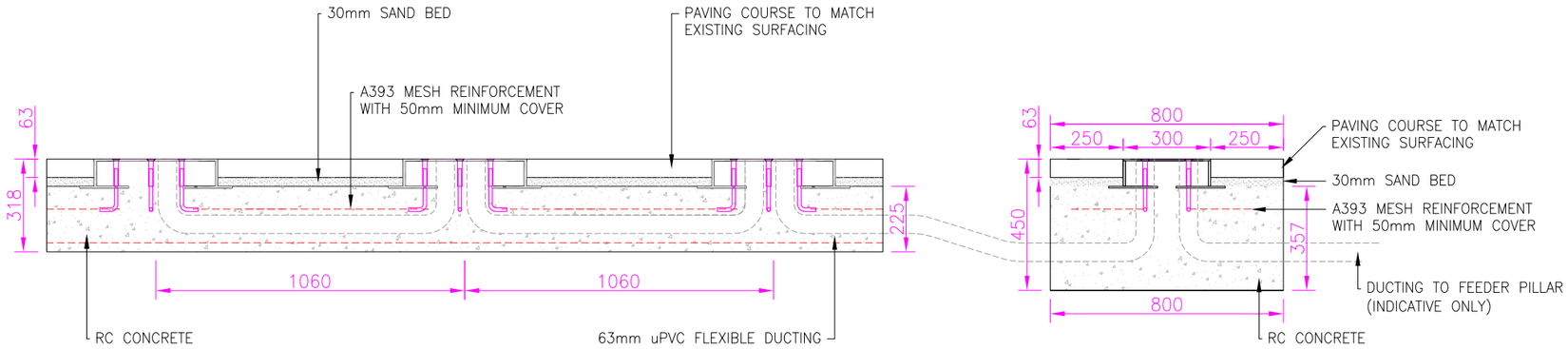

SECTION A–A

SECTION B–B

DESIGN NOTE:

MOVEMENT JOINT REQUIRED AT 7.5m CENTRES.
MOVEMENT JOINT TO COMPRISE OF 10mm–12mm COMPRESSIBLE FILLER BOARD (FLEXCELL OR SIMILAR APPROVED) WITH 10MM RECESS.
RECESS TO BE FILLED WITH FLEXIBLE MASTIC SEALANT.

1:20

400mm 0 400mm 800mm 1200mm 1600mm 2000mm

DOCKING POINT BOX
CONSTRUCTION DETAILS – (SCALE 1:10)

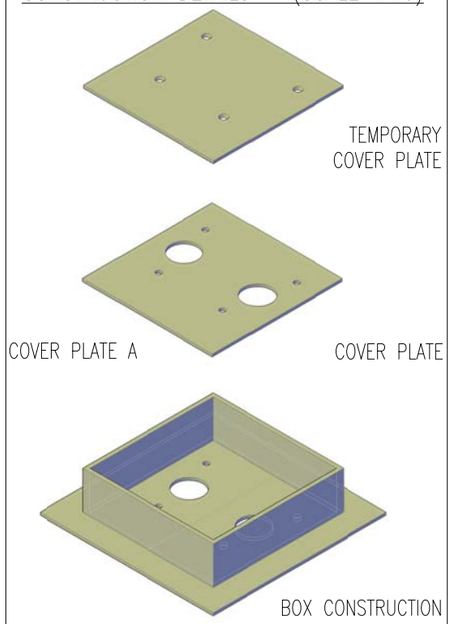

Transport for London
Surface Transport
STREETS

Roads Directorate

230 Blackfriars Road
London
SE1 8NW

Santander CYCLES

project: SANTANDER CYCLES

borough: –

site no.: –

drawing title: Standard Echelon Foundation – B Type Footway
–

date	scale	drn	chk	app
22/10/12	1:20 @ A3	AH	DP	AS

Dwg N° TDE–FW–03

rev E

status FOR INFORMATION

Rev	Date	Description	Drn	Chk	App
E	20/01/20	SCALE BAR ADDED	CSK	CSK	CSK
D	06/05/15	LOGO AND ADDRESS UPDATED	CEP	JJS	DR
C	26/08/13	NOTES ADDED	JJS	ID	JP
B	29/11/12	MINOR AMENDMENTS	JMG	AB	AS
A	09/11/12	MINOR AMENDMENTS	JMG	AB	AS

© Crown copyright and database rights 2011 Ordnance Survey 100035971