

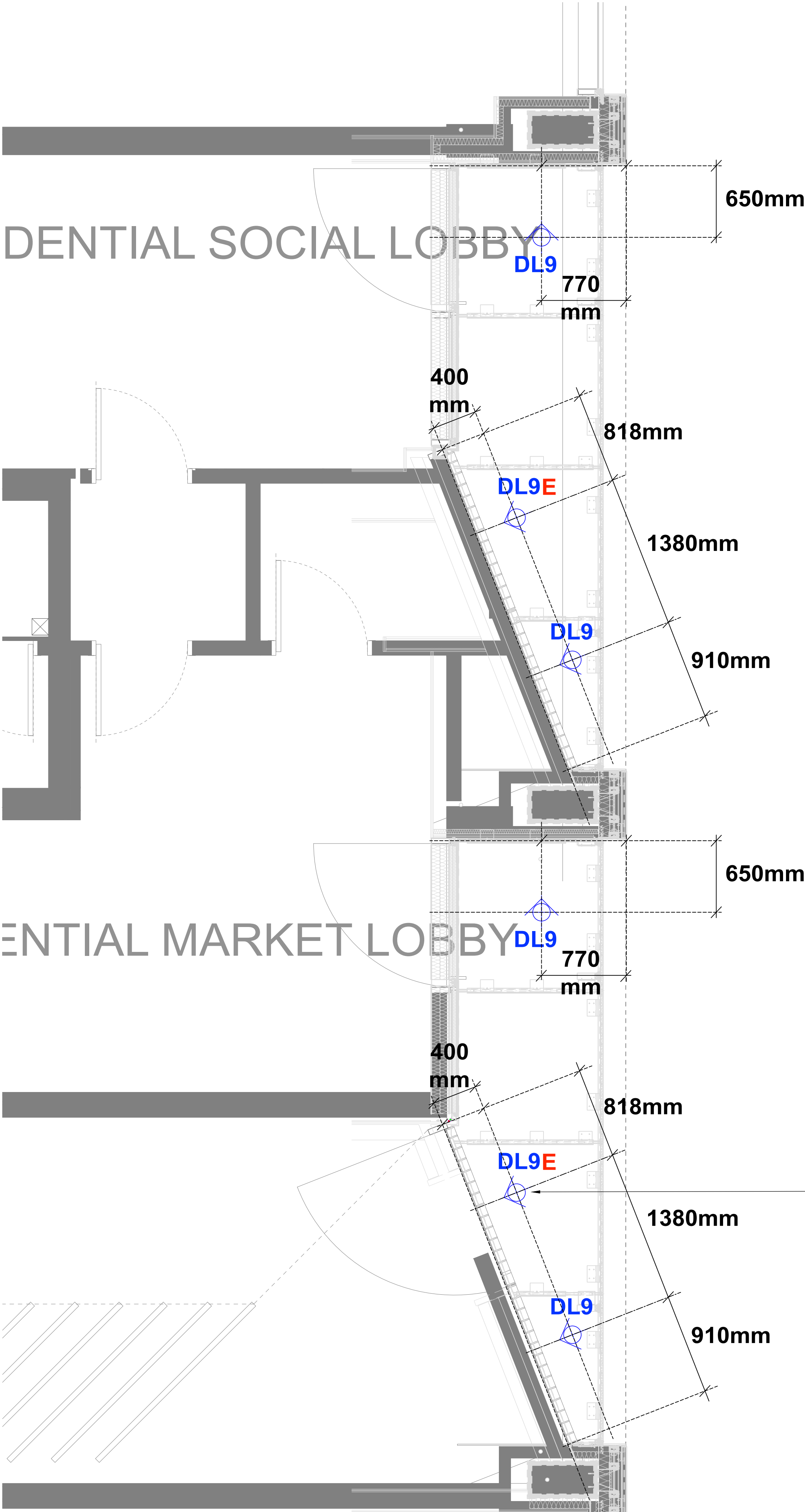


LEGEND	
TYPE	DESCRIPTION
 DL9	Recessed downlight with wallwash beam, warm white
 DL9E	Recessed maintained emergency downlight with wallwash beam, warm white, supplied with 3hr emergency pack



N

0

1

2

3

4

5

SCALE 1:25

studio29

Studio 29 The Boathouse,
1A Embankment, London SW15 1LB
t:020 8780 9006 w:studio29lighting.com

04/09/20	D	North arrow and scale bar added for planning and updated DL9 note
17/07/20	C1	Updated notes
03/07/20	C	L5 removed; setting out added; legend and annotation updated
29/05/20	B	Downlights added
09/11/18	A	Generally updated following comment from MBA
12/07/18	DFT	First Issue DRAFT
Date	Rev	Description

Notes

All emergency lighting in this area is DALI reporting and forms part of the Lutron system for monitoring

Final co-ordination of luminaires required with facade contractor

DALI drivers for luminaires are remote and are to be housed in the ceiling void adjacent to fitting. Maximum driver distances and dimensions can be found in the luminaire specification.

Important Note

Where Dimensions are not given, drawings must not be scaled.

For complete luminaire breakdown refer to schedules

In the event of conflict between this drawing and lead consultants drawing the matter must be referred prior to proceeding

CLIENT	Lazari Investments Ltd	
PROJECT	Stephenson House, 75 Hampstead Road, London, NW1 2PL	PROJECT NO. 0164
STATUS	For Planning	
SCALE	1:25 @ A1 1:50 @ A3	DATE 12/07/2018
TITLE	Colonnade Ground Floor Exterior RCP	
DRAWING NO.	0164 - 202	REVISION D