


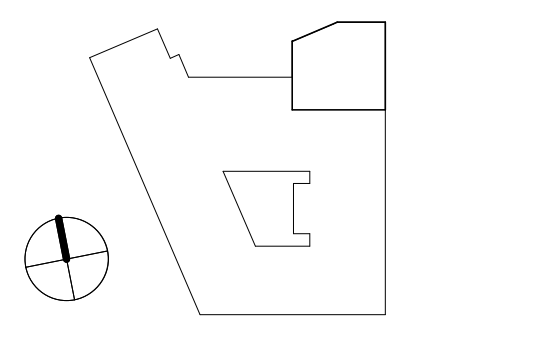
This drawing is the property of Perkins+Will UK Ltd. No disclosure or copy of it may be made without the written permission of Perkins+Will UK Ltd.
All information, areas, dimensions and datum levels are subject to detailed survey, detailed design and investigative work. Do not scale from the drawing.

NOTE: DOCUMENTS ARE INCOMPLETE AND MAY NOT BE USED FOR REGULATORY APPROVAL, PERMITTING, OR CONSTRUCTION PURPOSES.

150 HOLBORN
EC1N 2NS



DAR
74 WIGMORE STREET



CD	STAGE	DATE
CD1	STAGE 05	2020/03/12
CD2	STAGE 05	2019/09/10
CD3	STAGE 05	2019/04/05
CD4	STAGE 05	2018/04/08
PI.4	STAGE 04	2018/01/11
PI.3	STAGE 04	2018/04/20
PI.2	STAGE 04	2018/02/29
PI.1	STAGE 03	2017/06/08
MARK	DATE	

Date: 04/20/18
Job Number: 325424
Scale: As indicated
Drawn: Author
Checked: Checker
Approved: Approver

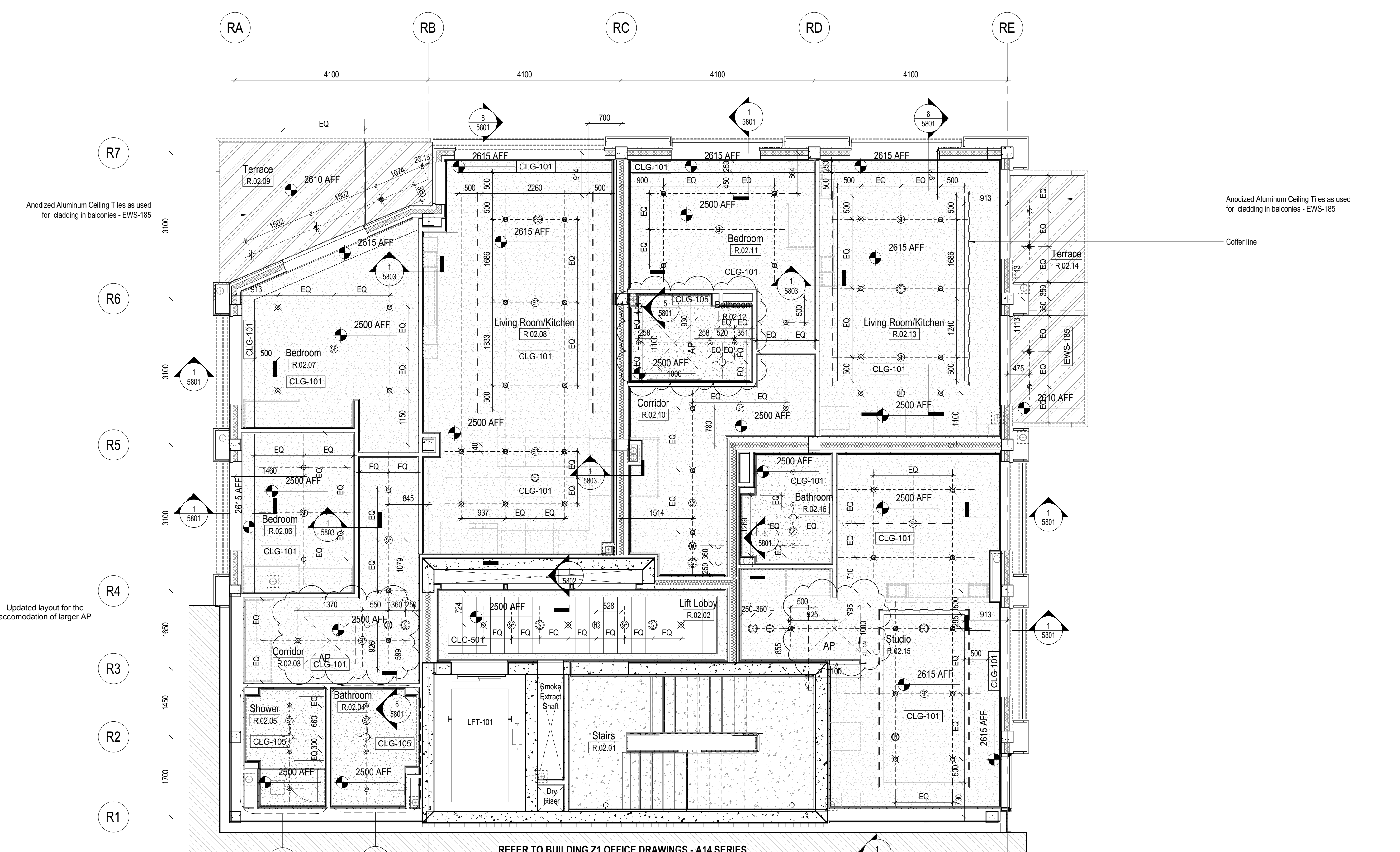
STAGE 05 - FOR CONSTRUCTION
TITLE

RCP Level 01 + 02

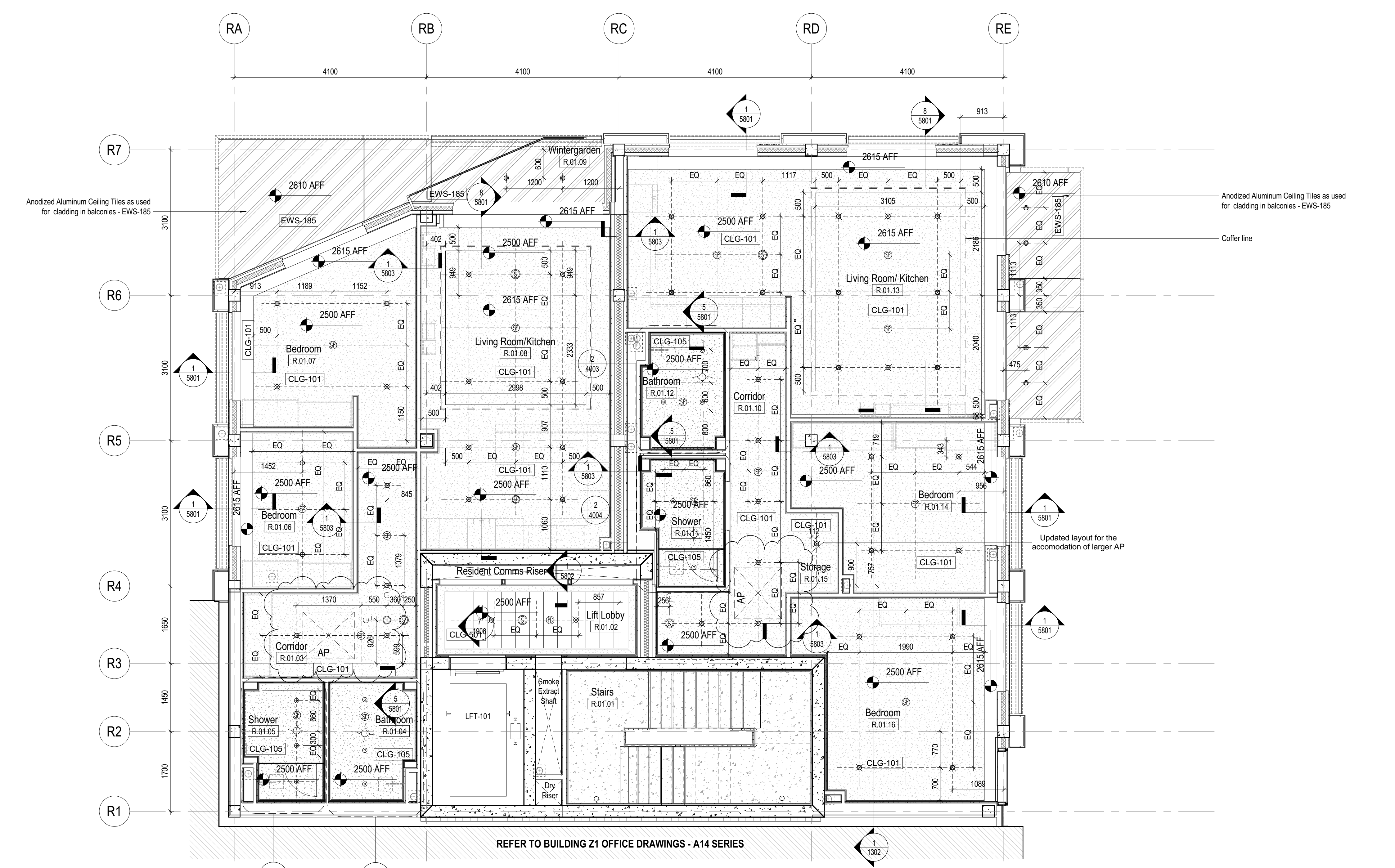
SHEET NUMBER

150 PWA Z2 01 DR A 1401

CD# STATUS CODE REVISION
A2 C05



3 RCP RESI LEVEL 02
1:50 REFER TO THE RELEVANT A40-ENLARGED PLANS DRAWINGS AND A58 SERIES FOR RCP DETAILS
Those drawings are for setting out purposes only, refer to MEP contractual documents for specs and services layouts.



1 RCP RESI LEVEL 01
1:50 REFER TO THE RELEVANT A40-ENLARGED PLANS DRAWINGS AND A58 SERIES FOR RCP DETAILS
Those drawings are for setting out purposes only, refer to MEP contractual documents for specs and services layouts.

SUSPENDED CEILING TYPES LEGEND
FOR CEILING TYPES REFER TO SERIES A11 - REFLECTED CEILING PLANS

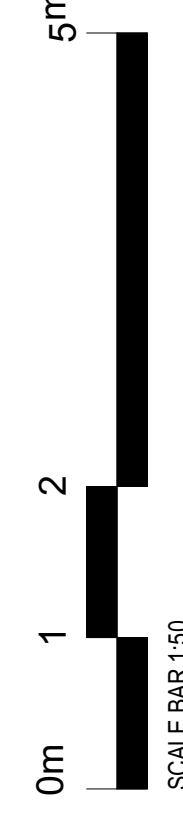
SYMBOL	DESCRIPTION
	CLG-101 - PLASTERBOARD CEILING ON M/F SUPPORT FRAME
	CLG-105 - MOISTURE RESISTANT PLASTERBOARD CEILING ON M/F SUPPORT FRAME
	INS-201 - ROCKWOOL SOFFIT SLAB INSULATION WITH RENDER FINISH
	ESS-102 - DURASTEEL SOFFIT WITH BOARDED INSULATION UNDERNEATH RC SLAB
	CLG-501 - 1200 x 300 DEMOUNTABLE METAL CEILING TILE
	ESS-101 - ALUMINIUM SOFFIT PANELS WITH LIGHTGRAPHIX'S LD LINE 25 EXTERIOR LIGHTS NATURAL ANODISED 100A
	EWS-185 - BLACK ANODISED ALUMINIUM PANEL 545

CEILING EQUIPMENT (REFER TO DRAWINGS):

	DOWNLIGHTING
	DOWNLIGHTING FOR BATHROOMS
	WALL LIGHTING FOR UTILITY CUPBOARDS
	WALL MOUNTED LIGHT
	EXTERNAL DOWNLIGHTING
	LIGHTGRAPHIX'S LD LINE 25 EXTERIOR EXTERIOR RATED LED HOMOGENOUS LINE OF LIGHT
	LED STRIP COVE LIGHT TO ELECTRICAL ENGINEER SPECIFICATION
	AUDIO CEILING MOUNTED SPEAKER
	FIRE ALARM SMOKE DETECTOR
	FIRE ALARM HEAT DETECTOR
	SPRINKLER
	PERSON DETECTOR
	EXTRACT DISC
	ACCESS PANEL BELOW M/HR UNIT AS MEP DESIGN
	FLUORESCENT LIGHT

OTHER CONSIDERATIONS

- FOR LEGEND + QUANTITY OF ALL LIGHT FITTINGS, SMOKE DETECTORS, SOUNDERS, SPRINKLERS, FIRE CAMERAS AND OTHER CEILING EQUIPMENT REFER TO M&E CONSULTANT INFORMATION
- ALL TIMBER PARTNESSES USED ABOVE CEILINGS TO BE FSC
- ALL PARTNESSES AND OTHER PARTS USED IN CEILING VOIDS TO BE NON-COMBUSTIBLE
- ALL FINISHED CEILING HEIGHTS TO BE CONFIRMED BY CONTRACTORS.



SCALE BAR 1:50