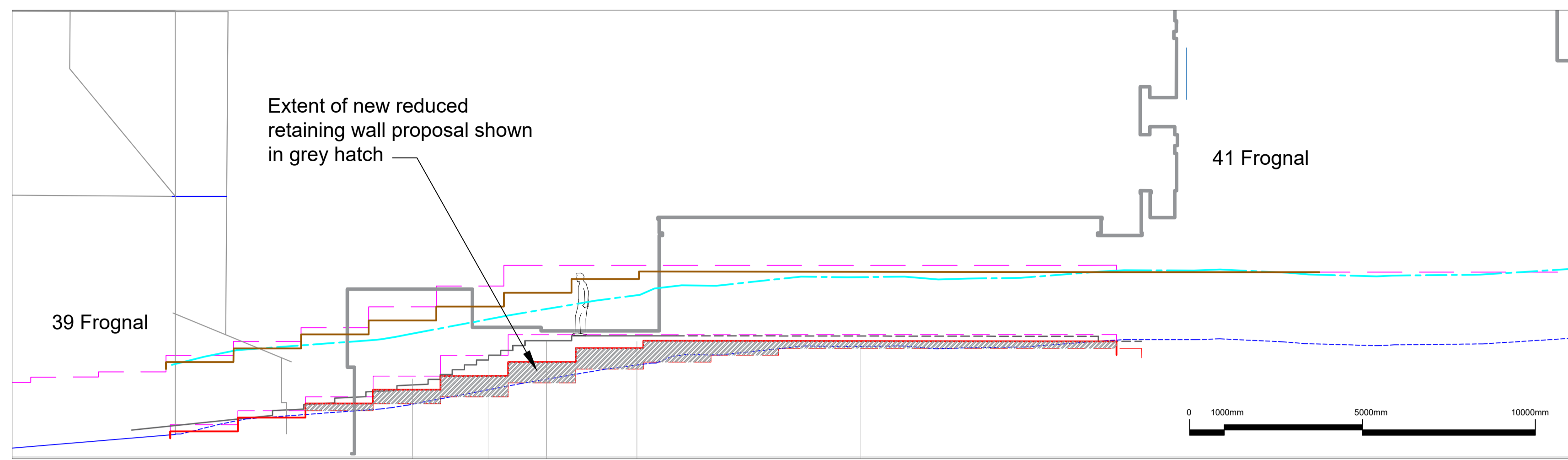
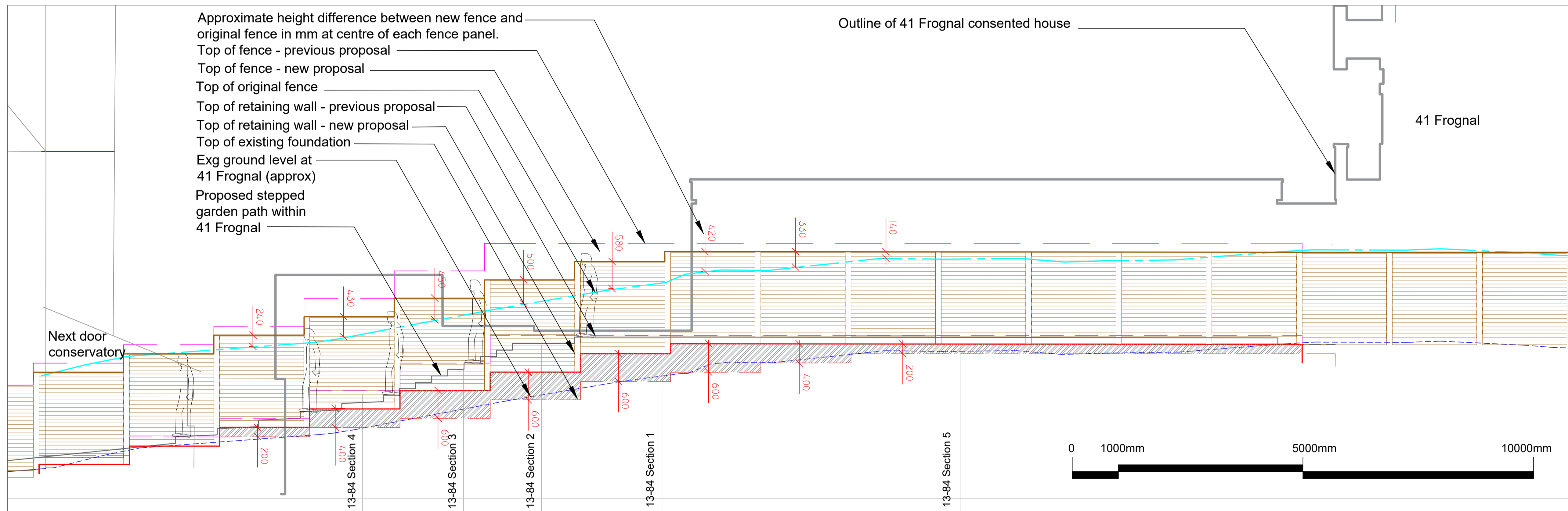


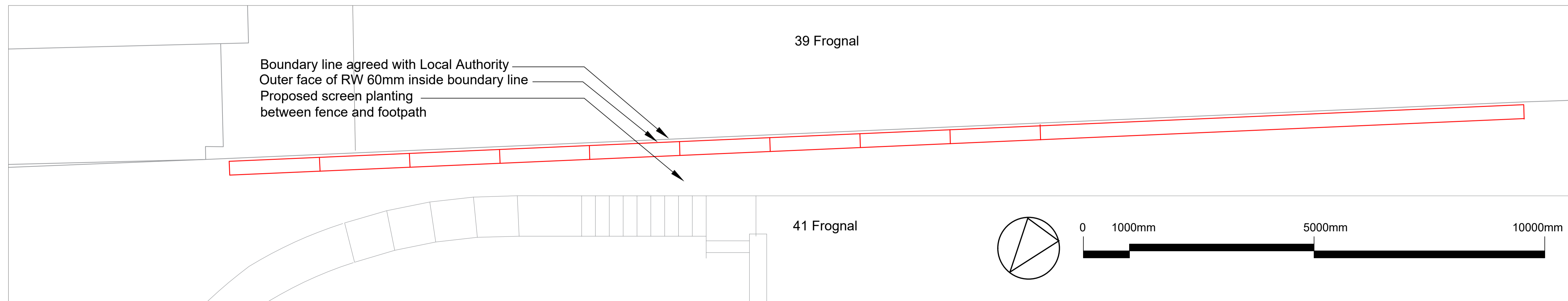
LOCATION PLAN



SECTIONAL ELEVATION SHOWING PROPOSED RETAINING WALL 1:100



ELEVATION OF PROPOSED RETAINING WALL AND FENCE FROM 41 FROGNAAL 1:50



PLAN SHOWING PROPOSED RETAINING WALL 1:50 AT A1

- NOTES
1. Read in conjunction with all relevant Architects, Engineers & design team drawings & specifications
 2. Any discrepancies must be drawn to the attention of the lead consultant in writing
 3. All dimensions are in millimeters unless otherwise noted & are subject to checking on site prior to fabrication or ordering of materials
 4. This drawing is the copyright of Bowles & Wyer (and other consultants where referenced)

- key
- down to ground level.
 - Approximate top of previous boundary fence (2m above existing GL at 41)
 - Top of boundary fence - previous proposal
 - Top of boundary fence - new proposal
 - Top of existing foundation
 - Top of retaining wall - previous proposal
 - Top of proposed retaining wall to support new boundary fence - new proposal
 - Original ground level at boundary (41 side)
 - Proposed retaining wall to support new boundary fence - new proposal
 - Finished level of steps inside garden of 41 Frognaal
 - Proposed 2m high woven timber panel fence on 41 Frognaal side

B 21.09.20 VW/JW Height of RW & fence reduced by 200-790mm
 A 05.03.20 VW/JW Text amended, hatch amended
 Orig 30.10.19 VW/JW n/a
 rev date by chk notes

BOWLES & WYER
 5 Williams Court, Tunnel Way, Pitstone, Nr. Leighton Buzzard, LU7 9GJ
 Tel: 01296 662459 Fax: 01296 663959 Email: admin@bowleswyer.co.uk

project title		
41 Frognaal		
drawing		
Proposed South Boundary Retaining Wall		
job number	drawing number	revision
2160	2160-P-85	B
status		
PLANNING		
scale as shown		