

SIGN RISK

SIGN LOCATION

STANDARD	✕	INTERNAL	✕
HIGH		EXTERNAL	

ALL MEASUREMENTS ARE IN MILLIMETRES
UNLESS OTHERWISE STATED.

Scales used

Drawn by:

N.DENTON

Quantity:

Date:

7:3:2019

1 SIGN

Works Order No: 19114(6)

SAMSUNG
COAL DROPS YARD

DRG.No. **A2/A214690 REV 4** PAGE 1

REV	DESCRIPTION	SIGNED	DATE	CLIENT
1	SIZE REDUCED, LEDS TOP & BOTTOM	N.I.D	20:3:19	
2	FURTHER REDUCTION, SCALE UPDATED	N.I.D	21:3:19	
3	FIXINGS UPDATED	N.I.D	26:3:19	
4	LETTERS FRET CUT, FIXING UPDATED	N.I.D	27:3:19	



Sign Location

Internal

External
Drain holes



All measurements are in millimetres unless otherwise stated.

Sign Risk

Standard	<input checked="" type="checkbox"/>
High	<input type="checkbox"/>

Drawn by

Darren Cross

Date

29.04.20

21482 09

Portview Fit-Out Limited
Samsung
Coal Drops Yard
Kings Cross
London

Projecting Sign - B - Illuminated

DRG. No. **A2/A-216840** Rev1

REV

DESCRIPTION

DATE

SIGNED

CLIENT

1


Added Proposal Visual From CGI Pack

04:05:20

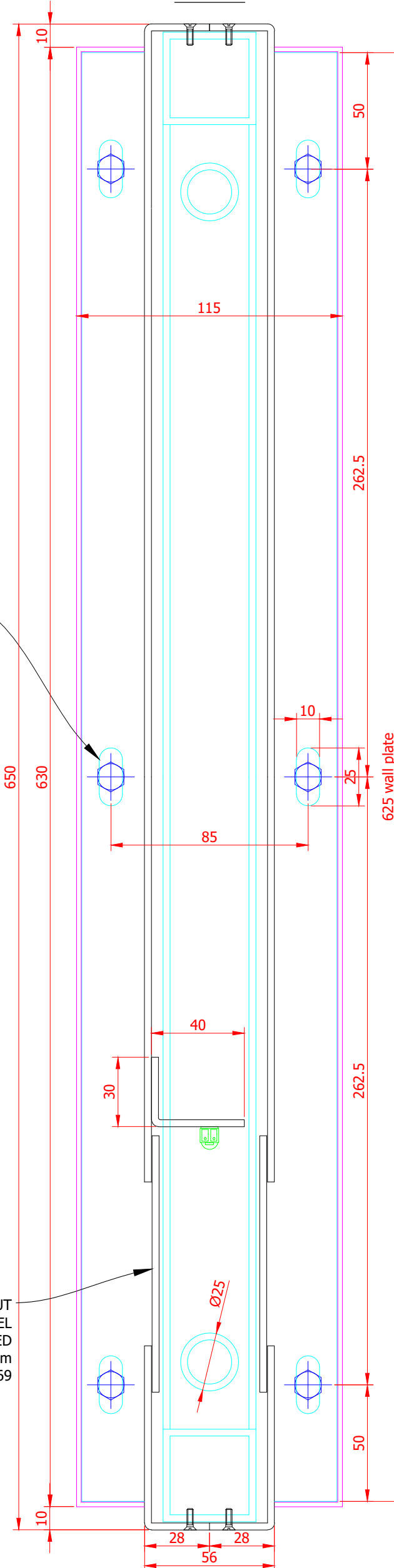
DC

Y

Plan View
Scale 1:2



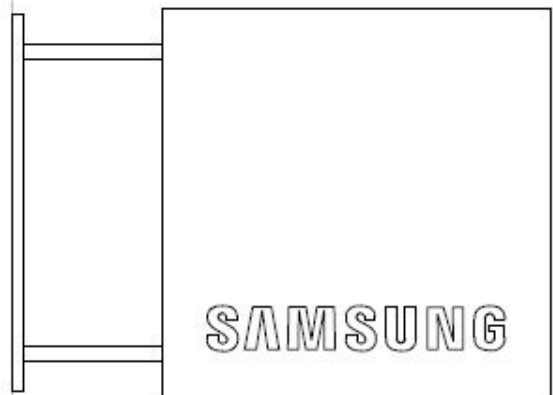
Side Section View
Scale 1:2



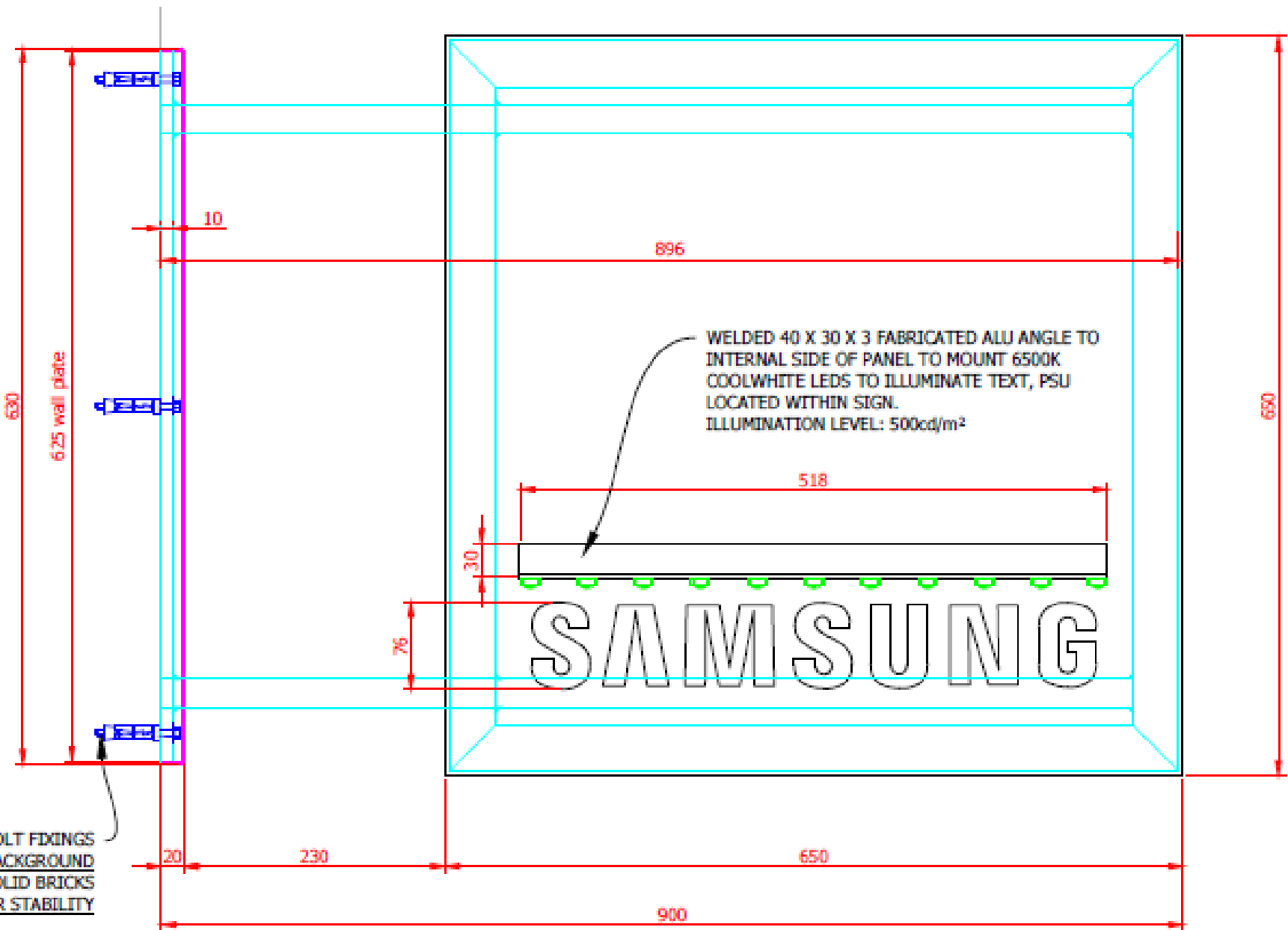
Proposal Visual



Face View
Scale 1:10



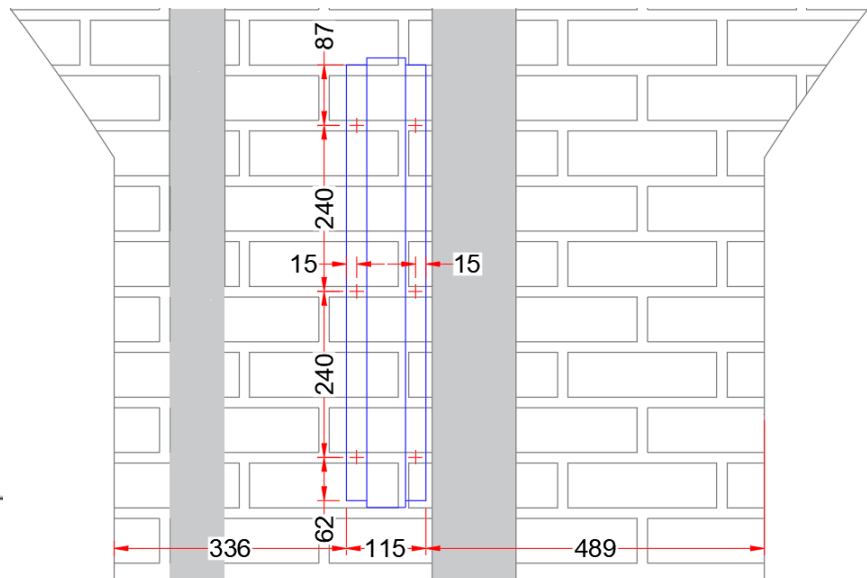
Face Section View
Scale 1:5



TEXT FRET CUT INTO PANEL AND BACKED WITH 3mm OPAL 069

1:20 FRONT ELEVATION

1:10 FIXINGS INTO MORTAR



M8 RAWLBOLT FIXINGS INTO BRICK BACKGROUND
FIXINGS INTO SOLID BRICKS NOT MORTAR FOR STABILITY