

- No. Note
- 1 All dimensions to be verified on site by GENERAL CONTRACTOR prior to any work, setting out or shop drawings being prepared.
 - 2 The contractor not to scale the drawings. Work to figured dimensions only.
 - 3 © copyright SAUNDERS BOSTON LIMITED. All rights reserved.
This drawing remains the property of SAUNDERS BOSTON LIMITED at all times and may not be reproduced or copied in whole or in part without their prior written consent.
 - 4 This drawing and related specifications are for use only in the stated location.
 - 5 This drawing is to be read in conjunction with all other Consultants drawings and specifications.
 - 6 Drainage has not been surveyed and any/all pipe locations and below ground drainage runs are indicative.
 - 7 It is assumed that all works will be carried out by a competent contractor who will be working, where appropriate, to an approved method statement.

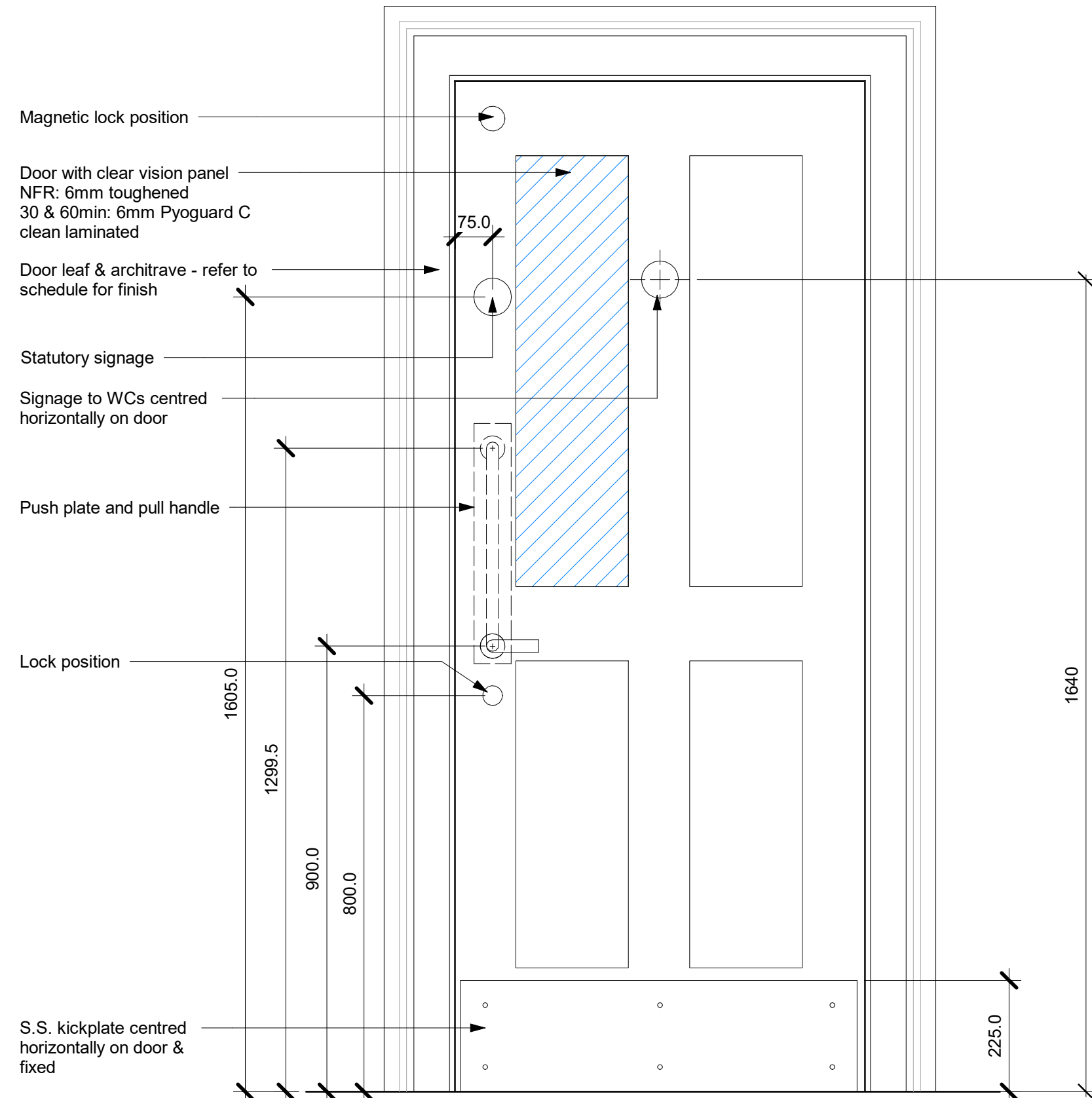
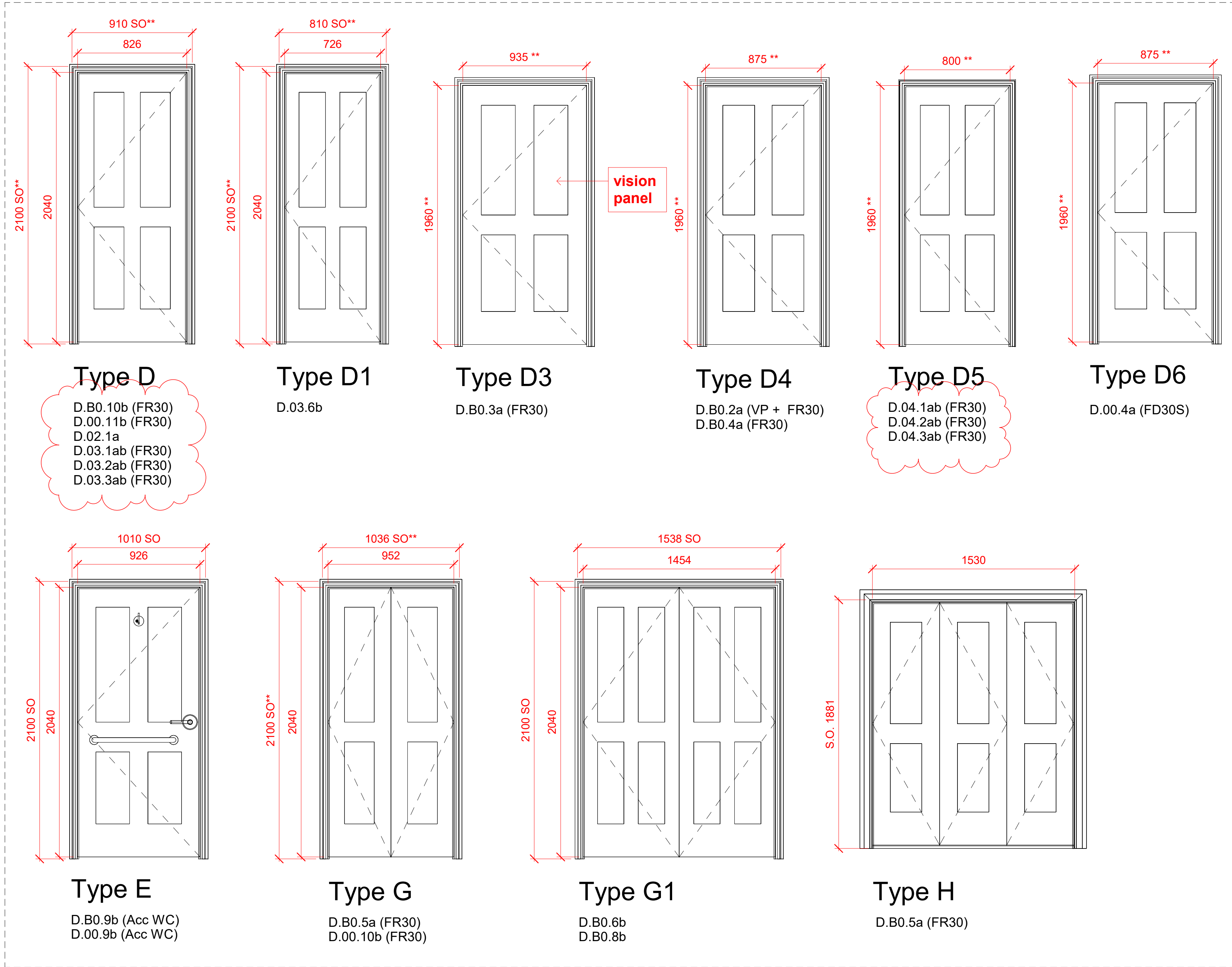
'a' Denotes a new door in an existing opening

'b' Denotes a new door in a new opening

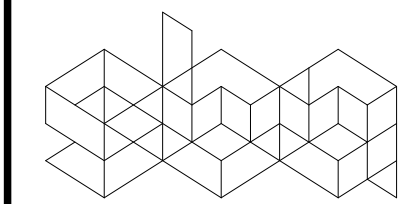
'ab' Denotes a modified existing door in an existing opening

*** Site dimensions required
Approx size indicated

Refer to NBS L20/250-440 for door specifications



Proposed Typical Ironmongery Schematic



**Saunders
Boston
Architects**

Eastern Gate House, 119 Newmarket Road,
Cambridge CB5 8HA
T: 01223 367733
office@saundersboston.co.uk

The Generator, The Gallery, King's Wharf
The Quay, Exeter EX2 4AN
T: 01392 349627
www.saundersboston.co.uk

PLANNING

SBA Project Code
1802

Drawn
SBA
Checked
AA

Date
15/07/20
Suitability
Code

Scale
As indicated @A1

Revision
C3

Client
No. Revision

3rd and 4th floor doors retained and upgraded
CONTRACT ISSUE
Stage 4 - Contractor's Proposals

08/10/20
18/09/20
04/09/20

SBA
SBA
SBA

RJB
NG
Auth

University College London

Job
GAMMA

Drawing
Proposed Door Types