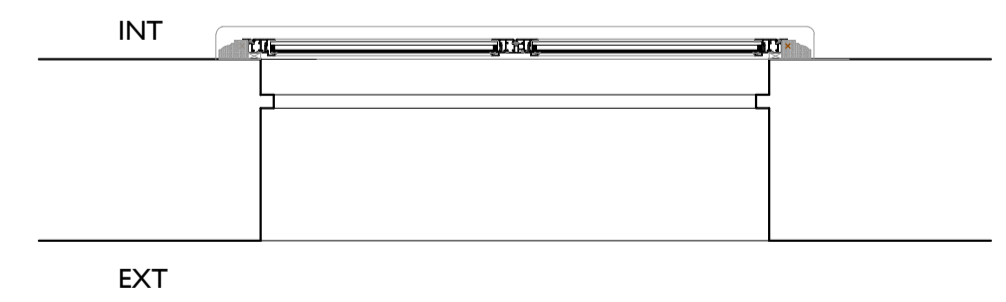
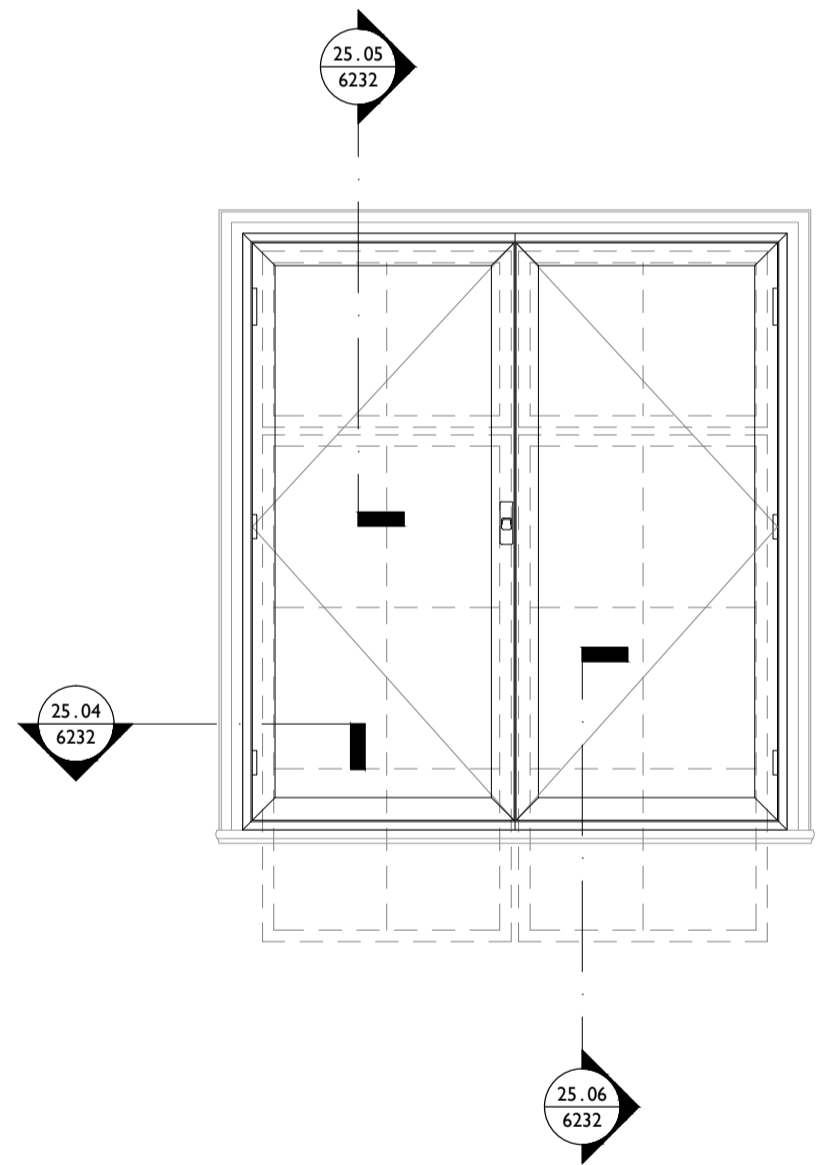


WINDOW TYPE  
WT 219

WINDOW TYPE  
WT 220

WINDOW TYPE  
WT 221

WINDOW TYPE  
WT 225



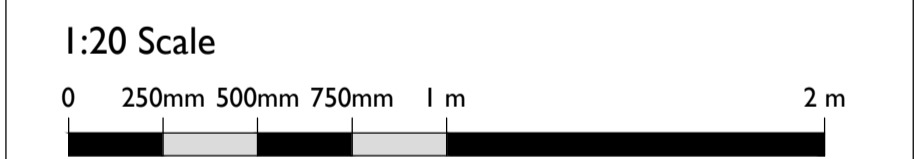
WINDOW TYPE  
WT 203  
WT 210

Drawings are based on survey data and may not accurately represent what is physically present.

Do not scale from this drawing. All dimensions are to be verified on site before proceeding with the work.

All dimensions are in millimeters unless noted otherwise.

Purcell shall be notified in writing of any discrepancies.



T00 30 Sep 2019 nicolasmith

First Issue 30 Sep 2019 NS NS

ISSUE	DATE	DRAWN	CHECKED	DESCRIPTION
T00	30 Sep 2019	nicolasmith		

**DRAWING TITLE** Secondary Glazing Window Types  
Second Floor Level

**DRAWING NO.** CTH-PUR-XXX-DR-25-6219

**REVISION** T00


**SIZE & SCALE** A1L 1:20

**DRAWING STATUS** ISSUED FOR TENDER

**CLIENT** Lendlease

**PROJECT** Camden Town Hall

**JOB NUMBER** 238664



**PURCELL**